

(19) World Intellectual Property
Organization
International Bureau



(43) International Publication Date
28 October 2004 (28.10.2004)

PCT

(10) International Publication Number
WO 2004/092115 A2

(51) International Patent Classification?: C07C 259/00

(21) International Application Number:
PCT/US2004/010549

(22) International Filing Date: 6 April 2004 (06.04.2004)

(25) Filing Language: English

(26) Publication Language: English

(30) Priority Data:
60/461,286 7 April 2003 (07.04.2003) US
60/464,448 21 April 2003 (21.04.2003) US

(71) Applicant (for all designated States except US): AXYS
PHARMACEUTICALS INC. [US/US]; 180 Kimball
Way, SO. San Francisco, CA 94080 (US);

(72) Inventors; and

(75) Inventors/Applicants (for US only): VERNER, Eric J.
[US/US]; 709 Catamaran Street, #1, Foster City, CA 94404
(US). SENDZIK, Martin [DE/US]; 177 N. El Camino
Real, Apt. 3, San Mateo, CA 94401 (US). BASKARAN,
Chitra [IN/US]; 70 Rockharbor Lane, Foster City, CA
94404 (US). BUGGY, Joseph J. [US/US]; 23 Willow
Glen Way, San Carlos, CA 94070 (US). ROBINSON,
James [US/US]; 1849 Itasca Avenue, Sacramento, CA
95836 (US).

(74) Agents: BANSAL, Rekha et al.; Celera, an Applera Busi-
ness Corporation, 180 Kimbal Way, SO. San Francisco, CA
94080 (US).

(81) Designated States (unless otherwise indicated, for every
kind of national protection available): AE, AG, AL, AM,
AT, AU, AZ, BA, BB, BG, BR, BW, BY, BZ, CA, CH, CN,
CO, CR, CU, CZ, DE, DK, DM, DZ, EC, EE, EG, ES, FI,
GB, GD, GE, GH, GM, HR, HU, ID, IL, IN, IS, JP, KE,
KG, KP, KR, KZ, LC, LK, LR, LS, LT, LU, LV, MA, MD,
MG, MK, MN, MW, MX, MZ, NA, NI, NO, NZ, OM, PG,
PH, PL, PT, RO, RU, SC, SD, SE, SG, SK, SL, SY, TJ, TM,
TN, TR, TT, TZ, UA, UG, US, UZ, VC, VN, YU, ZA, ZM,
ZW.

(84) Designated States (unless otherwise indicated, for every
kind of regional protection available): ARIPO (BW, GH,
GM, KE, LS, MW, MZ, SD, SL, SZ, TZ, UG, ZM, ZW),
Eurasian (AM, AZ, BY, KG, KZ, MD, RU, TJ, TM), Euro-
pean (AT, BE, BG, CH, CY, CZ, DE, DK, EE, ES, FI, FR,
GB, GR, HU, IE, IT, LU, MC, NL, PL, PT, RO, SE, SI, SK,
TR), OAPI (BF, BJ, CF, CG, CI, CM, GA, GN, GQ, GW,
ML, MR, NE, SN, TD, TG).

Declaration under Rule 4.17:

— of inventorship (Rule 4.17(iv)) for US only

Published:

— without international search report and to be republished
upon receipt of that report

For two-letter codes and other abbreviations, refer to the "Guid-
ance Notes on Codes and Abbreviations" appearing at the begin-
ning of each regular issue of the PCT Gazette.



WO 2004/092115 A2

(54) Title: NOVEL HYDROXAMATES AS THERAPEUTIC AGENTS

(57) Abstract: The present invention is directed to certain hydroxamate derivatives that are useful in the treatment of hepatitis C. These compounds are also inhibitors of histone deacetylase and are therefore useful in the treatment of diseases associated with histone deacetylase activity. Pharmaceutical compositions and processes for preparing these compounds are also disclosed.

5

NOVEL HYDROXAMATES AS THERAPEUTIC AGENTS

BACKGROUND OF THE INVENTION

10 Field of the Invention

The present invention is directed to certain hydroxamate derivatives that are useful in the treatment of hepatitis C. These compounds are also inhibitors of histone deacetylase and are therefore useful in the treatment of diseases associated with histone deacetylase activity. Pharmaceutical compositions and processes for preparing these compounds are also disclosed.

15

State of the Art

Hepatitis C:

Chronic hepatitis C is a slowly progressive disease having a significant impact on morbidity and mortality. While many patients who contract hepatitis C will have sub clinical or mild disease, at least 80% of the individuals who contract HCV develop chronic infection and hepatitis. Twenty to fifty percent of these eventually progress to cirrhosis and 1-2% develop liver cancer (Hoofnagle, J. H.; 1997; *Hepatology* 26: 15S-20S). There are an estimated 170 million HCV carriers world-wide, and HCV-associated end-stage liver disease is now one of the leading cause of liver transplantation. In the United States alone, hepatitis C is responsible for 8,000 to 10,000 deaths annually.

At the present time, interferon- α 2b/ribavirin combination therapy is the only available treatment. Sustained virologic response to IFN - α 2b -ribavirin combination therapy occurs in about 40-45% of those treated. For those patients who fail interferon- α 2b/ribavirin combination therapy, there is currently no alternative to prevent the progression of liver disease. Thus, a need exists for alternative therapies for the treatment of chronic HCV infection. The present invention fulfills this need.

Histone Deacetylases:

35 Interest in histone deacetylase enzymes (HDACs) as targets for pharmaceutical development has centered on the role of HDACs in regulating genes associated with cell-cycle progression and the development and progression of cancer (reviewed in Kramer et. al. 2001. *Trends Endocrinol. Metab.* 12:294-300). Several studies have shown that treatment of various cell lines with HDAC inhibitors leads to hyper acetylation of histone proteins and cell-cycle

5 arrest in late G₁ phase or at the G₂/M transition. Genes involved in the cell cycle that have been shown to be up regulated by HDAC inhibitors include p21, p27, p53 and cyclin E. Cyclin A and cyclin D have been reported to be down regulated by HDAC inhibitors. In tumor cell lines, several studies have shown that treatment with HDAC inhibitors can lead to growth inhibition, growth arrest, terminal differentiation and/or apoptosis. In vivo studies have
10 demonstrated growth inhibition of tumors and a reduction in tumor metastasis as a result of treatment with HDAC inhibitors.

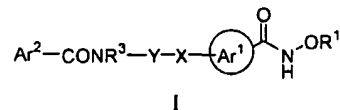
The clearest link between abnormal HDAC activity and cancer occurs in acute promyelocytic leukemia. In this condition, a chromosomal translocation leads to the fusion of the retinoic acid receptor RAR α with the promyelocytic leukemia (PML) or promyelocytic
15 leukemia zinc-finger (PLZF) proteins. Both PML-RAR α and PLZF-RAR α promote the progression of leukemia by repressing retinoic acid-regulated genes through the abnormal recruitment of SMRT-mSin3-HDAC complex (Lin et. al., 1998, *Nature* 391:811-814; Grignani et al., 1998, *Nature* 391:815-818). Whereas the PML-RAR α form of the disease is treatable with retinoic acid, the PLZF-RAR α form is resistant to this treatment. For a patient with the
20 retinoic acid-resistant form of the disease, the addition of the HDAC inhibitor sodium butyrate to the dosing regimen led to complete clinical and cytogenetic remission (Warrell et al., 1998, *J.Natl.Cancer.Inst.* 90:1621-1625). HDACs have also been associated with Huntington's disease (Steffan, et al., *Nature* 413:739-744, "Histone deacetylase inhibitors arrest polyglutamine-dependent neurodegeneration in *Drosophila*").

25 In summary, an increase in HDAC activity contributes to the pathology and/or symptomatology of a number of diseases. Accordingly, molecules that inhibit the activity of HDAC are useful as therapeutic agents in the treatment of such diseases.

SUMMARY OF THE INVENTION

30

In a first aspect, this invention provides a compound of Formula (I):



wherein:

- R¹ is hydrogen or alkyl;
35 X is -O-, -NR²-, or -S(O)_n where n is 0-2 and R² is hydrogen or alkyl;

5 Y is alkylene optionally substituted with cycloalkyl, optionally substituted phenyl, alkylthio, alkylsulfinyl, alkylsulfonyl, optionally substituted phenylalkylthio, optionally substituted phenylalkylsulfonyl, hydroxy, or optionally substituted phenoxy;

Ar¹ is phenylene or heteroarylene wherein said Ar¹ is optionally substituted with one or two groups independently selected from alkyl, halo, hydroxy, alkoxy, haloalkoxy, or haloalkyl;

10 R³ is hydrogen, alkyl, hydroxyalkyl, or optionally substituted phenyl; and

Ar² is aryl, aralkyl, aralkenyl, heteroaryl, heteroaralkyl, heteroaralkenyl, cycloalkyl, cycloalkylalkyl, heterocycloalkyl, or heterocycloalkylalkyl; or

a pharmaceutically acceptable salt thereof.

In a second aspect, this invention is directed to a pharmaceutical composition
15 comprising a therapeutically effective amount of a compound of Formula (I) or pharmaceutically acceptable salts thereof and a pharmaceutically acceptable excipient.

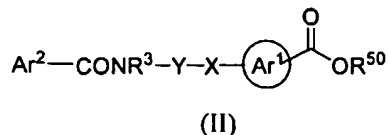
In a third aspect, this invention is directed to a method for treating a disease in an animal mediated by HDAC which method comprises administering to the animal a pharmaceutical composition comprising a therapeutically effective amount of a compound of
20 Formula (I) or a pharmaceutically acceptable salt thereof and a pharmaceutically acceptable excipient. Preferably, the disease is a proliferative disorder such as cancer and bipolar disorders and the animal is a human. Preferably, the cancer is prostate cancer, breast cancer, lung melanoma, stomach cancer, neuroblastoma, colon cancer, pancreatic cancer, ovarian cancer, T-cell lymphoma, or leukemia such as myelogenous leukemia (MM) and acute
25 myelogenous leukemia (AML).

In a fourth aspect, this invention is directed to a method for treating cancer in an animal which method comprises administering to the animal a pharmaceutical composition comprising a therapeutically effective amount of a compound of Formula (I) or a pharmaceutically acceptable salt thereof and a pharmaceutically acceptable excipient in combination with
30 radiation therapy and optionally in combination with one or more compound(s) independently selected from an estrogen receptor modulator, an androgen receptor modulator, a retinoid receptor modulator, a cytotoxic agent, another antiproliferative agent, a prenyl-protein transferase inhibitor, an HMG-CoA reductase inhibitor, an HIV protease inhibitor, a reverse transcriptase inhibitor, an angiogenesis inhibitor, or a DNA methyl transferase inhibitor.

35 Applicants have also discovered that the compounds of the present invention are useful in the treatment of hepatitis C. Accordingly, in a fifth aspect, this invention is directed to a method of treating hepatitis C in an animal comprising administering the animal a pharmaceutical composition comprising a therapeutically effective amount of a compound of

- 5 Formula (I) or a pharmaceutically acceptable salt thereof and a pharmaceutically acceptable excipient optionally in combination with one or more other hepatitis C agent. Preferably, the hepatitis C agents are interferon- α 2b, ribavirin, and hcv polymerase inhibitors.

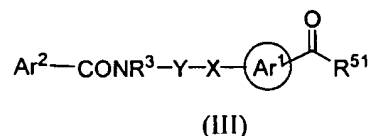
In a sixth aspect, this invention is directed to an intermediate of Formula (II):



- 10 where R^{50} is hydrogen or alkyl and Ar^1 , Ar^2 , R^3 , X and Y are as defined for compounds of Formula (I) above; or a salt thereof. Preferably, Ar^1 , Ar^2 , R^3 , X and Y are as defined in Preferred embodiments below.

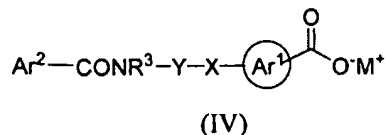
In a seventh aspect, this invention is directed to a process of preparing a compound of Formula (I) comprising:

- 15 (i) reacting a compound of Formula (III):



where R^{51} is hydroxy, alkoxy, halo, or succinimido ester with a hydroxylamine of formula $\text{NH}_2\text{OR}''$ where R'' is hydrogen, alkyl, or an oxygen protecting group; or

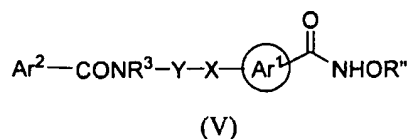
- (ii) treating a compound of Formula (IV):



20

where M^+ is an alkali metal with an acid; followed by treatment with $\text{NH}_2\text{OR}''$ where R'' is hydrogen, alkyl, or an oxygen protecting group;

to give a compound of Formula (V):



- 25 (iii) optionally removing R'' group in compound (V) to give a compound of Formula (I) where R^1 is hydrogen;
- (iv) optionally forming an acid addition salt of the product formed in Step (i), (ii), or (iii) above;
- (v) optionally forming free base of the product formed in Step (i), (ii), (iii), or (iv) above;
- 30 or

- 5 (vi) optionally modifying any of the X, Y, R¹, R², R³, Ar¹ and Ar² groups in the product formed in Step (i), (ii), (iii), (iv), or (v) above.

In a eighth aspect, this invention is directed to the use of a compound of Formula (I) or a pharmaceutically acceptable salt thereof in the manufacture of a medicament for the treatment of cancer.

- 10 In a ninth aspect, this invention is directed to the use of a compound of Formula (I) or (II) or a pharmaceutically acceptable salt thereof in the manufacture of a medicament for the treatment of hepatitis C.

Detailed Description of the Invention

- 15 Definitions:

Unless otherwise stated, the following terms used in the specification and claims are defined for the purposes of this Application and have the following meaning:

- "Alkyl" means a linear saturated monovalent hydrocarbon radical of one to six carbon atoms or a branched saturated monovalent hydrocarbon radical of three to six carbon atoms, e.g., methyl, ethyl, propyl, 2-propyl, butyl (including all isomeric forms), pentyl (including all isomeric forms), and the like.

- "Alkylene" means a linear saturated divalent hydrocarbon radical of one to six carbon atoms or a branched saturated divalent hydrocarbon radical of three to six carbon atoms unless otherwise stated e.g., methylene, ethylene, propylene, 1-methylpropylene, 2-methylpropylene, butylene, pentylene, and the like.

- "Alkenylene" means a linear divalent hydrocarbon radical of two to six carbon atoms or a branched monovalent hydrocarbon radical of three to six carbon atoms containing one or two double bonds, e.g., ethenylene, propenylene, 2-propenylene, butenylene (including all isomeric forms), and the like.

- 30 "Alkylthio" means a -SR radical where R is alkyl as defined above, e.g., methylthio, ethylthio, propylthio (including all isomeric forms), butylthio (including all isomeric forms), and the like.

- "Alkylsulfinyl" means a -S(O)R radical where R is alkyl as defined above, e.g., methylsulfinyl, ethylsulfinyl, propylsulfinyl (including all isomeric forms), and the like.

- 35 "Alkylsulfonyl" means a -SO₂R radical where R is alkyl as defined above, e.g., methylsulfonyl, ethylsulfonyl, and the like.

"Amino" means a -NH₂; or an *N*-oxide derivative or a protected derivative thereof e.g., -NH→O, -NHBoc, -NHCbz, and the like. Preferably, -NH₂.

5 "Alkylamino" means a -NHR radical where R is alkyl as defined above; or an *N*-oxide derivative, or a protected derivative thereof, e.g., methylamino, ethylamino, *n*-, *iso*-propylamino, *n*-, *iso*-, *tert*-butylamino, methylamino-*N*-oxide, -N(Boc)CH₃, and the like.

"Alkoxy" means a -OR radical where R is alkyl as defined above, e.g., methoxy, ethoxy, propoxy, or 2-propoxy, *n*-, *iso*-, or *tert*-butoxy, and the like.

10 "Alkoxy carbonyl" means a -C(O)OR radical where R is alkyl as defined above, e.g., methoxy carbonyl, ethoxy carbonyl, and the like.

"Alkoxyalkyl" means a linear monovalent hydrocarbon radical of one to six carbon atoms or a branched monovalent hydrocarbon radical of three to six carbons substituted with at least one alkoxy group, preferably one or two alkoxy groups, as defined above, e.g., 2-15 methoxyethyl, 1-, 2-, or 3-methoxypropyl, 2-ethoxyethyl, and the like.

"Alkoxyalkoxy" means a -OR radical where R is alkoxyalkyl as defined above, e.g., methoxyethoxy, 2-ethoxyethoxy, and the like.

"Alkoxyalkoxyalkyl" means a -(alkylene)-R radical where R is alkoxyalkoxy as defined above, e.g., methoxyethoxymethyl, 2-ethoxyethoxymethyl, and the like.

20 "Aminoalkyl" means a linear monovalent hydrocarbon radical of one to six carbon atoms or a branched monovalent hydrocarbon radical of three to six carbons substituted with at least one, preferably one or two, -NRR' where R is hydrogen, alkyl, or -COR^a where R^a is alkyl, and R' is selected from hydrogen, alkyl, hydroxyalkyl, alkoxyalkyl, optionally substituted phenyl, optionally substituted phenylalkyl, optionally substituted heteroaryl, 25 optionally substituted heteroaralkyl, or haloalkyl; or an *N*-oxide derivative or a protected derivative thereof. Preferably, R and R' are independently selected from hydrogen, alkyl, or -COR^a where R^a is alkyl, or an *N*-oxide derivative, or a protected derivative e.g., aminomethyl, methylaminoethyl, 2-ethylamino-2-methylethyl, 1,3-diaminopropyl, dimethylaminomethyl, diethylaminoethyl, acetylaminopropyl, aminomethyl-*N*-oxide, and the like.

30 "Aminoalkoxy" means a -OR radical where R is aminoalkyl as defined above, e.g., 2-aminoethoxy, 2-dimethylaminopropoxy, and the like.

"Aminocarbonyl" means a -CONRR radical where each R is independently hydrogen or alkyl as defined above, e.g., -CONH₂, methylaminocarbonyl, 2-dimethylaminocarbonyl, and the like.

35 "Acylamino" means a -NHCOR radical where R is alkyl as defined above, e.g., acetylamino, propionylamino, and the like.

"Aryl" means a monovalent monocyclic or bicyclic aromatic hydrocarbon radical of 6 to 12 ring atoms e.g., phenyl, naphthyl or anthracenyl. Unless stated otherwise, the aryl ring

5 is optionally substituted with one, two, or three substituents independently selected from alkyl, alkoxy, halo, haloalkyl, haloalkoxy, amino, alkylamino, dialkylamino, hydroxy, hydroxyalkyl, hydroxyalkyloxy, hydroxyalkoxyalkyl, alkoxyalkyloxyalkyl, optionally substituted phenyl, optionally substituted phenylalkyl, optionally substituted heteroaryl, cycloalkyloxy, cycloalkenyloxy, optionally substituted phenylcarbonylamino, optionally substituted heteroaryloxy, optionally substituted heteroaralkyloxy, aminoalkyl, aminoalkoxy, 10 alkoxyalkyl, alkoxyalkyloxy, methylenedioxy, haloalkoxyalkyl, optionally substituted phenoxyalkyl, optionally substituted heteroaryloxyalkyl, optionally substituted heterocycloalkyl, optionally substituted heterocycloalkyloxyalkyl, optionally substituted heterocycloalkylalkyl, optionally substituted heterocycloalkylalkyloxy, optionally substituted 15 heterocycloalkyloxy, -alkylene-S(O)_n-R^a (where n is 0 to 2 and R^a is alkyl, haloalkyl, hydroxyalkyl, alkoxyalkyl, optionally substituted phenyl, optionally substituted phenylalkyl, optionally substituted heteroaryl, or optionally substituted heteroaralkyl), -alkylene-NHSO₂-R^b (where R^b is alkyl, haloalkyl, optionally substituted phenyl, optionally substituted phenylalkyl, optionally substituted heteroaryl, optionally substituted heteroaralkyl, or 20 optionally substituted heterocycloalkyl), -alkylene-NHCO-R^c (where R^c is alkyl, haloalkyl, optionally substituted phenyl, optionally substituted phenylalkyl, optionally substituted heteroaryl, optionally substituted heteroaralkyl, or optionally substituted heterocycloalkyl), or -(alkylene)_n-CONR^dR^e (where n is 0 or 1, R^d and R^e are independently, hydrogen, alkyl, haloalkyl, hydroxyalkyl, alkoxyalkyl, aminoalkyl, optionally substituted phenyl, 25 optionally substituted phenylalkyl, optionally substituted heteroaryl, optionally substituted heteroaralkyl, or optionally substituted heterocycloalkylalkyl; or R^d and R^e together with the nitrogen atom to which they are attached form optionally substituted heterocycloalkyl) wherein the alkyl chain in haloalkoxyalkyl, optionally substituted phenoxyalkyl, optionally substituted heteroaryloxyalkyl, or aminoalkyl is optionally substituted with one or two 30 fluoro. Preferably, the substituents are independently methoxy, methyl, ethyl, chloro, trifluoromethyl, fluoro, 2-methoxyethoxy, 2-(morpholin-4-yl)ethoxy, pyridin-3-ylmethoxy, 2-hydroxyethoxy, 2-(*N,N*-dimethylamino)-ethoxy, methoxymethyl, phenoxymethyl, 2-morpholino-4-ylethyl, morpholino-4-ylmethyl, *N,N*-dimethylaminomethyl, *i*-propoxymethyl, or phenoxymethyl.

35 "Aalkyl" means a -(alkylene)-R radical where R is aryl as defined above.

"Aalkenyl" means a -(alkenylene)-R radical where R is aryl as defined above.

5 "Cycloalkyl" means a cyclic saturated monovalent hydrocarbon radical of three to ten carbon atoms, e.g., cyclopropyl, cyclobutyl, cyclopentyl, cyclohexyl, or adamantyl. The cycloalkyl is optionally substituted with optionally substituted phenyl.

"Cycloalkenyl" means a cyclic unsaturated monovalent hydrocarbon radical of three to six carbon atoms, e.g., cyclopropenyl, cyclobutenyl, cyclohexenyl, and the like.

10 "Cycloalkylalkyl" means a $-(\text{alkylene})-\text{R}$ radical where R is cycloalkyl as defined above; e.g., cyclopropylmethyl, cyclobutylmethyl, cyclopentylethyl, or cyclohexylmethyl, and the like.

"Cycloalkyloxy" means a $-\text{OR}$ radical where R is cycloalkyl as defined above, e.g., cyclopropyloxy, cyclohexyloxy, and the like.

15 "Cycloalkenyloxy" means a $-\text{OR}$ radical where R is cycloalkenyl as defined above, e.g., cyclopropenyloxy, cyclohexenyloxy, and the like.

"Dialkylamino" means a $-\text{NRR}'$ radical where R and R' are independently alkyl as defined above, e.g., dimethylamino, diethylamino, methylpropylamino, methylethylamino, *n*-, *iso*-, or *tert*-butylamino, and the like.

20 "Halo" means fluoro, chloro, bromo, and iodo, preferably fluoro or chloro.

"Haloalkyl" means alkyl substituted with one or more halogen atoms, preferably one to five halogen atoms, preferably fluorine or chlorine, including those substituted with different halogens, e.g., $-\text{CH}_2\text{Cl}$, $-\text{CF}_3$, $-\text{CHF}_2$, $-\text{CF}_2\text{CF}_3$, $-\text{CF}(\text{CH}_3)_3$, and the like.

25 "Haloalkoxy" means a $-\text{OR}$ radical where R is haloalkyl as defined above e.g., $-\text{OCF}_3$, $-\text{OCHF}_2$, and the like.

"Haloalkoxyalkyl" means a $-(\text{alkylene})-\text{OR}$ radical where R is haloalkyl as defined above e.g., trifluoromethyloxymethyl, 2,2,2-trifluoroethyloxymethyl, 2-trifluoromethoxyethyl, and the like.

30 "Hydroxyalkyl" means a linear monovalent hydrocarbon radical of one to six carbon atoms or a branched monovalent hydrocarbon radical of three to six carbons substituted with one or two hydroxy groups, provided that if two hydroxy groups are present they are not both on the same carbon atom. Representative examples include, but are not limited to, hydroxymethyl, 2-hydroxyethyl, 2-hydroxypropyl, 3-hydroxypropyl, 1-(hydroxymethyl)-2-methylpropyl, 2-hydroxybutyl, 3-hydroxybutyl, 4-hydroxybutyl, 2,3-dihydroxypropyl, 1-
35 (hydroxymethyl)-2-hydroxyethyl, 2,3-dihydroxybutyl, 3,4-dihydroxybutyl and 2-(hydroxymethyl)-3-hydroxypropyl, preferably 2-hydroxyethyl, 2,3-dihydroxypropyl, and 1-(hydroxymethyl)-2-hydroxyethyl.

5 "Hydroxyalkoxy" or "hydroxyalkyloxy" means a -OR radical where R is hydroxyalkyl as defined above.

"Hydroxyalkoxyalkyl" or "hydroxyalkyloxyalkyl" means a -(alkylene)-OR radical where R is hydroxyalkyl as defined above e.g., hydroxymethyloxymethyl, hydroxyethyloxymethyl, and the like.

10 "Heterocycloalkyl" means a saturated or unsaturated monovalent cyclic group of 3 to 8 ring atoms in which one or two ring atoms are heteroatom selected from N, O, or S(O)_n, where n is an integer from 0 to 2, the remaining ring atoms being C. One or two ring carbon atoms can optionally be replaced by a -CO- group. More specifically the term heterocycloalkyl includes, but is not limited to, pyrrolidino, piperidino, morpholino, 15 piperazino, tetrahydropyranyl, tetrahydroquinolinyl and thiomorpholino, and the derivatives thereof (formed when the heterocycloalkyl ring is substituted with a substituent listed below); and an N-oxide or a protected derivative thereof. The heterocycloalkyl is optionally fused to aryl. Unless stated otherwise, the heterocycloalkyl ring is optionally substituted with one, two, or three substituents independently selected from alkyl, alkoxy, halo, haloalkyl, 20 haloalkoxy, amino, alkylamino, dialkylamino, hydroxy, hydroxyalkyl, hydroxyalkyloxy, hydroxyalkoxyalkyl, alkoxyalkyloxyalkyl, optionally substituted phenyl, optionally substituted phenylalkyl, cycloalkyloxy, cycloalkenyloxy, optionally substituted phenylcarbonylamino, optionally substituted heteroaryl, optionally substituted heteroaralkyloxy, aminoalkyl, aminoalkoxy, alkoxyalkyl, alkoxyalkyloxy, methylenedioxy, 25 haloalkoxyalkyl, optionally substituted phenoxyalkyl, optionally substituted heteroaryloxyalkyl, optionally substituted heterocycloalkyloxyalkyl, optionally substituted heterocycloalkylalkyl, optionally substituted heterocycloalkylalkyloxy, optionally substituted heterocycloalkyloxy, -alkylene-S(O)_n-R^a (where n is 0 to 2 and R^a is alkyl, haloalkyl, hydroxyalkyl, alkoxyalkyl, optionally substituted phenyl, optionally substituted phenylalkyl, 30 optionally substituted heteroaryl, or optionally substituted heteroaralkyl), -alkylene-NHSO₂-R^b (where R^b is alkyl, haloalkyl, optionally substituted phenyl, optionally substituted phenylalkyl, optionally substituted heteroaryl, or optionally substituted heteroaralkyl), -alkylene-NHCO-R^c (where R^c is alkyl, haloalkyl, optionally substituted phenyl, optionally substituted phenylalkyl, optionally substituted heteroaryl, or optionally substituted heteroaralkyl), or -(alkylene)_n-CONR^dR^e (where n is 0 or 1, R^d and R^e are independently, 35 hydrogen, alkyl, haloalkyl, hydroxyalkyl, alkoxyalkyl, aminoalkyl, optionally substituted phenyl, optionally substituted phenylalkyl, optionally substituted heteroaryl, optionally substituted heteroaralkyl, or optionally substituted heterocycloalkylalkyl, or R^d and R^e

5 together with the nitrogen atom to which they are attached form optionally substituted heterocycloalkyl) wherein the alkyl chain in haloalkoxyalkyl, optionally substituted phenyloxyalkyl, optionally substituted heteroaryloxyalkyl, or aminoalkyl is optionally substituted with one or two fluoro. Preferably, the substituents are independently methoxy, methyl, ethyl, chloro, trifluoromethyl, fluoro, 2-methoxyethoxy, 2-(morpholin-4-yl)ethoxy, 10 pyridin-3-ylmethoxy, 2-hydroxyethoxy, 2-(*N,N*-dimethylamino)ethoxy, methoxymethyl, phenoxymethyl, 2-morpholino-4-ylethyl, morpholino-4-ylmethyl, *N,N*-dimethylamino-methyl, *i*-propoxymethyl, or phenoxymethyl.

"Heterocycloalkylalkyl" means a -(alkylene)-R radical where R is heterocycloalkyl ring as defined above e.g., furanylmethyl, piperazinylmethyl, morpholinylethyl, and the like.

15 "Heteroaryl" means a monovalent monocyclic or bicyclic aromatic radical of 5 to 10 ring atoms where one or more, preferably one, two, or three, ring atoms are heteroatom selected from N, O, or S, the remaining ring atoms being carbon. More specifically the term heteroaryl includes, but is not limited to, pyridyl, pyrrolyl, imidazolyl, thienyl, furanyl, indolyl, quinolyl, pyrazinyl, pyrimidinyl, pyridazinyl, oxazolyl, isoxazolyl, benzoxazolyl, 20 benzothiophenyl, benzthiazolyl, quinolinyl, isoquinolinyl, benzofuranyl, benzopyranyl, and thiazolyl, and the derivatives thereof (formed when the heterocycloalkyl ring is substituted with a substituent listed below); or an *N*-oxide or a protected derivative thereof. Unless stated otherwise, the heteroaryl ring is optionally substituted with one, two, or three substituents independently selected from alkyl, alkoxy, halo, haloalkyl, haloalkoxy, amino, 25 alkylamino, dialkylamino, hydroxy, hydroxyalkyl, hydroxyalkyloxy, hydroxyalkoxyalkyl, alkoxyalkyloxyalkyl, optionally substituted phenyl, cycloalkyloxy, cycloalkenyloxy, optionally substituted phenylcarbonylamino, optionally substituted heteroaryl, optionally substituted heteroaryloxy, optionally substituted heteroaralkyloxy, aminoalkyl, aminoalkoxy, alkoxyalkyl, alkoxyalkyloxy, methylenedioxy, haloalkoxyalkyl, optionally substituted 30 phenylalkyl, optionally substituted phenyloxy, optionally substituted phenylalkyloxy, optionally substituted phenyloxyalkyl, optionally substituted heteroaryloxyalkyl, optionally substituted heterocycloalkyloxyalkyl, optionally substituted heterocycloalkylalkyl, optionally substituted heterocycloalkylalkyloxy, optionally substituted heterocycloalkyloxy, -alkylene-S(O)_n-R^a (where n is 0 to 2 and R^a is alkyl, hydroxyalkyl, haloalkyl, optionally substituted phenyl, optionally substituted phenylalkyl, optionally substituted heteroaryl, or optionally 35 substituted heteroaralkyl), -alkylene-NHSO₂-R^b (where R^b is alkyl, haloalkyl, optionally substituted phenyl, optionally substituted phenylalkyl, optionally substituted heteroaryl, optionally substituted heteroaralkyl, or optionally substituted heterocycloalkyl), -alkylene-

5 NHCO-R^c (where R^c is alkyl, haloalkyl, hydroxyl, optionally substituted phenyl, optionally substituted phenylalkyl, optionally substituted heteroaryl, optionally substituted heteroaralkyl, or optionally substituted heterocycloalkyl), -(alkylene)_n1-CONR^dR^f (where n1 is 0 or 1, R^d is hydrogen or alkyl, and R^f is hydrogen, alkyl, hydroxylalkyl, alkoxyalkyl, optionally substituted phenyl, optionally substituted phenylalkyl, optionally substituted
10 heteroaryl, optionally substituted heteroaralkyl, or optionally substituted heterocycloalkylalkyl, or R^d and R^f together with the nitrogen atom to which they are attached form optionally substituted heterocycloalkyl), -alkylene-NR^e-alkyleneCONR^cR^d (where R^c is as defined above and R^d and R^e are independently hydrogen or alkyl), or carboxyalkylaminoalkyl wherein the alkyl chain in haloalkoxyalkyl, optionally substituted
15 phenyloxyalkyl, optionally substituted heteroaryloxyalkyl, or aminoalkyl is optionally substituted with one or two fluoro. Preferably, the substituents are independently methoxy, methyl, ethyl, chloro, trifluoromethyl, fluoro, 2-methoxyethoxy, 2-(morpholin-4-yl)ethoxy, pyridin-3-ylmethoxy, 2-hydroxyethoxy, 2-(*N,N*-dimethylamino)ethoxy, methoxymethyl, phenoxymethyl, 2-morpholino-4-ylethyl, morpholino-4-ylmethyl, *N,N*-dimethylamino-
20 methyl, *i*-propoxymethyl, or phenoxymethyl.

When the heteroaryl ring is divalent it has been referred to as heteroarylene in this application.

"Heteroarylamino" means a NHR radical where R is heteroaryl as defined above.

"Heteroaralkyl" means a -(alkylene)-R radical where R is heteroaryl as defined above.

25 "Heteroaralkenyl" means a -(alkenylene)-R radical where R is heteroaryl as defined above.

"Methylenedioxy" means -O-CH₂-O-.

The present invention also includes the prodrugs of compounds of Formula (I). The term prodrug is intended to represent covalently bonded carriers, which are capable of
30 releasing the active ingredient of Formula (I) when the prodrug is administered to a mammalian subject. Release of the active ingredient occurs *in vivo*. Prodrugs can be prepared by techniques known to one skilled in the art. These techniques generally modify appropriate functional groups in a given compound. These modified functional groups however regenerate original functional groups by routine manipulation or *in vivo*. Prodrugs of compounds of
35 Formula (I) include compounds wherein a hydroxy, amino, carboxylic, or a similar group is modified. Examples of prodrugs include, but are not limited to esters (e.g., acetate, formate, and benzoate derivatives), carbamates (e.g., *N,N*-dimethylaminocarbonyl) of hydroxy or amino functional groups in compounds of Formula (I), amides (e.g., trifluoroacetyl amino,

5 acetylamino, and the like), and the like. Prodrugs of compounds of Formula (I) are also within the scope of this invention.

The present invention also includes *N*-oxide derivatives and protected derivatives of compounds of Formula (I). For example, when compounds of Formula (I) contain an oxidizable nitrogen atom, the nitrogen atom can be converted to an *N*-oxide by methods well
10 known in the art. When compounds of Formula (I) contain groups such as hydroxy, carboxy, thiol or any group containing a nitrogen atom(s), these groups can be protected with a suitable protecting groups. A comprehensive list of suitable protective groups can be found in T.W. Greene, *Protective Groups in Organic Synthesis*, John Wiley & Sons, Inc. 1981, the disclosure of which is incorporated herein by reference in its entirety. The protected derivatives of
15 compounds of Formula (I) can be prepared by methods well known in the art.

"Phenylene" means a divalent phenyl radical.

A "pharmaceutically acceptable salt" of a compound means a salt that is pharmaceutically acceptable and that possesses the desired pharmacological activity of the parent compound. Such salts include:

20 acid addition salts, formed with inorganic acids such as hydrochloric acid, hydrobromic acid, sulfuric acid, nitric acid, phosphoric acid, and the like; or formed with organic acids such as acetic acid, propionic acid, hexanoic acid, cyclopentanepropionic acid, glycolic acid, pyruvic acid, lactic acid, malonic acid, succinic acid, malic acid, maleic acid, fumaric acid, tartaric acid, citric acid, benzoic acid, 3-(4-hydroxybenzoyl)benzoic acid, cinnamic acid,
25 mandelic acid, methanesulfonic acid, ethanesulfonic acid, 1,2-ethanedisulfonic acid, 2-hydroxyethanesulfonic acid, benzenesulfonic acid, 4-chlorobenzenesulfonic acid, 2-naphthalenesulfonic acid, 4-toluenesulfonic acid, camphorsulfonic acid, glucoheptonic acid, 4,4'-methylenebis-(3-hydroxy-2-ene-1-carboxylic acid), 3-phenylpropionic acid, trimethylacetic acid, tertiary butylacetic acid, lauryl sulfuric acid, gluconic acid, glutamic acid,
30 hydroxynaphthoic acid, salicylic acid, stearic acid, muconic acid, and the like; or

salts formed when an acidic proton present in the parent compound either is replaced by a metal ion, e.g., an alkali metal ion, an alkaline earth ion, or an aluminum ion; or coordinates with an organic base such as ethanolamine, diethanolamine, triethanolamine, tromethamine, *N*-methylglucamine, and the like. It is understood that the pharmaceutically acceptable salts are
35 non-toxic. Additional information on suitable pharmaceutically acceptable salts can be found in *Remington's Pharmaceutical Sciences*, 17th ed., Mack Publishing Company, Easton, PA, 1985, which is incorporated herein by reference.

5 The compounds of the present invention may have asymmetric centers. Compounds of the present invention containing an asymmetrically substituted atom may be isolated in optically active or racemic forms. It is well known in the art how to prepare optically active forms, such as by resolution of materials. All chiral, diastereomeric, racemic forms are within the scope of this invention, unless the specific stereochemistry or isomeric form is
10 specifically indicated.

Certain compounds of Formula (I) can exist as tautomers and/or geometric isomers. All possible tautomers and *cis* and *trans* isomers, individual and mixtures thereof are within the scope of this invention. Additionally, as used herein the terms alkyl includes all the possible isomeric forms of said alkyl group albeit only a few examples are set forth.
15 Furthermore, when the cyclic groups such as aryl, heteroaryl, heterocycloalkyl are substituted, they include all the positional isomers albeit only a few examples are set forth. Furthermore, all polymorphic forms and hydrates of a compound of Formula (I) are within the scope of this invention.

"Optionally substituted phenyl" means a phenyl ring optionally substituted with one,
20 two, or three substituents independently selected from alkyl, halo, alkoxy, alkylthio, haloalkyl, haloalkoxy, heteroaryl (that is optionally substituted with one or two substituents independently selected from alkyl, halo, hydroxy, alkoxy, carboxy, amino, alkylamino, or dialkylamino), heterocycloalkyl (that is optionally substituted with one or two substituents independently selected from alkyl, halo, hydroxy, alkoxy, carboxy, amino, alkylamino, or
25 dialkylamino), amino, alkylamino, dialkylamino, hydroxy, cyano, nitro, methylenedioxy, aminocarbonyl, acylamino, hydroxyalkyl, alkoxy carbonyl, aminoalkyl, or carboxy or optionally substituted with five fluorine atoms.

"Optionally substituted phenoxy or phenoxy" means a -OR radical where R is optionally substituted phenyl as defined above e.g., phenoxy, chlorophenoxy, and the like.

30 "Optionally substituted phenylcarbonylamino" means a -NHCOR radical where R is optionally substituted phenyl as defined above e.g., benzoylamino, and the like.

"Optionally substituted phenylalkyl" means a -(alkylene)-R radical where R is optionally substituted phenyl as defined above e.g., benzyl, phenylethyl, and the like.

35 "Optionally substituted phenylalkyloxy" means a -OR radical where R is optionally substituted phenylalkyl as defined above e.g., benzyloxy, phenylethyloxy, and the like.

"Optionally substituted phenylalkylthio" means a -S-(alkylene)-R radical where R is optionally substituted phenyl as defined above e.g., benzylthio, phenylethylthio, and the like.

5 "Optionally substituted phenylalkylsulfonyl" means a $-\text{SO}_2\text{-(alkylene)-R}$ radical where R is optionally substituted phenyl as defined above e.g., benzylsulfonyl, phenylethylsulfonyl, and the like.

"Optionally substituted phenylalkenyl" means a $-\text{(alkenylene)-R}$ radical where R is optionally substituted as defined above e.g., phenylethenyl, phenylpropenyl, and the like.

10 "Optionally substituted phenoxyalkyl" means a $-\text{(alkylene)-OR}$ radical where R is optionally substituted phenyl as defined above e.g., phenoxyethyl, and the like.

"Optionally substituted heteroaryl" means a monovalent monocyclic or bicyclic aromatic radical of 5 to 10 ring atoms where one or more, preferably one, two, or three, ring atoms are heteroatoms selected from N, O, or S, the remaining ring atoms being carbon that is optionally substituted with one, two, or three substituents independently selected from alkyl, halo, alkoxy, haloalkyl, haloalkoxy, amino, alkylamino, dialkylamino, hydroxy, cyano, nitro, aminocarbonyl, hydroxyalkyl, alkoxy, carbonyl, aminoalkyl, optionally substituted phenyl, optionally substituted phenoxy, carboxy, or heteroaryl that is optionally substituted with alkyl, halo, hydroxy, alkoxy, carboxy, amino, alkylamino, or dialkylamino, heterocycloalkyl optionally substituted with one or two substituents independently selected from alkyl, halo, hydroxy, alkoxy, amino, alkylamino or dialkylamino, heterocycloalkylalkyl optionally substituted with one or two substituents independently selected from alkyl, halo, hydroxy, alkoxy, amino, alkylamino or dialkylamino, or heteroaryl optionally substituted with one or two substituents independently selected from alkyl, halo, hydroxy, alkoxy, amino, alkylamino or dialkylamino. More specifically the term optionally substituted heteroaryl includes, but is not limited to, pyridyl, pyrrolyl, imidazolyl, thienyl, furanyl, indolyl, quinolyl, pyrazinyl, pyrimidinyl, pyridazinyl, oxazolyl, isoxazolyl, benzoxazolyl, quinolinyl, isoquinolinyl, benzopyranyl, and thiazolyl, and the derivatives thereof (formed when the heteroaryl ring is substituted with a substituent listed above); or an *N*-oxide or a protected derivative thereof.

"Optionally substituted heteroaryloxy" means a $-\text{OR}$ radical where R is optionally substituted heteroaryl as defined above e.g., furanyloxy, pyridinyloxy, and the like.

35 "Optionally substituted heteroalkyloxy" means a $-\text{OR}$ radical where R is optionally substituted heteroalkyl ring as defined below.

"Optionally substituted heteroaryloxyalkyl" means a $-\text{(alkylene)-OR}$ radical where R is optionally substituted heteroaryl ring as defined above.

5 "Optionally substituted heteroaralkyl" means a -(alkylene)-R radical where R is optionally substituted heteroaryl ring as defined above.

"Optionally substituted heterocycloalkyl" means a saturated or unsaturated monovalent cyclic group of 3 to 8 ring atoms in which one or two ring atoms are heteroatoms selected from N, O, or S(O)_n, where n is an integer from 0 to 2, the remaining ring atoms
10 being C. One or two ring carbon atoms can optionally be replaced by a -CO- group. More specifically the term heterocycloalkyl includes, but is not limited to, pyrrolidino, piperidino, morpholino, piperazino, tetrahydropyranyl, and thiomorpholino and the derivatives thereof (formed when the heterocycloalkyl ring is substituted with a substituent listed below); or an N-oxide or a protected derivative thereof. The heterocycloalkyl is optionally fused to aryl
15 and is optionally substituted with one, two, or three substituents independently selected from alkyl, cycloalkyl, halo, alkoxy, haloalkyl, haloalkoxy, amino, alkylamino, dialkylamino, hydroxy, cyano, nitro, optionally substituted phenylalkyl, optionally substituted heteroaralkyl aminocarbonyl, hydroxyalkyl, alkoxycarbonyl, aminoalkyl, or carboxy.

"Optionally substituted heterocycloalkyloxy" means a -OR radical where R is
20 optionally substituted heterocycloalkyl ring as defined above.

"Optionally substituted heterocycloalkylalkyl" means a -(alkylene)-R radical where R is optionally substituted heterocycloalkyl ring as defined above.

"Optionally substituted heterocycloalkylalkyloxy" means a -OR radical where R is optionally substituted heterocycloalkylalkyl ring as defined above.

25 "Optionally substituted heterocycloalkyloxyalkyl" means a -(alkylene)-OR radical where R is optionally substituted heterocycloalkyl as defined above e.g., piperidinyloxymethyl, pyrrolidinyloxyethyl, and the like.

"Optional" or "optionally" means that the subsequently described event or circumstance may but need not occur, and that the description includes instances where the
30 event or circumstance occurs and instances in which it does not. For example, "heterocycloalkyl group optionally mono- or di-substituted with an alkyl group" means that the alkyl may but need not be present, and the description includes situations where the heterocycloalkyl group is mono- or disubstituted with an alkyl group and situations where the heterocycloalkyl group is not substituted with the alkyl group.

35 A "pharmaceutically acceptable carrier or excipient" means a carrier or an excipient that is useful in preparing a pharmaceutical composition that is generally safe, non-toxic and neither biologically nor otherwise undesirable, and includes a carrier or an excipient that is acceptable for veterinary use as well as human pharmaceutical use. "A pharmaceutically

5 acceptable carrier/excipient" as used in the specification and claims includes both one and more than one such excipient.

"Treating" or "treatment" of a disease includes:

- (1) preventing the disease, i.e. causing the clinical symptoms of the disease not to
develop in a mammal that may be exposed to or predisposed to the disease but does not yet
10 experience or display symptoms of the disease;
- (2) inhibiting the disease, i.e., arresting or reducing the development of the disease or
its clinical symptoms; or
- (3) relieving the disease, i.e., causing regression of the disease or its clinical symptoms.

The term "treating cancer" or "treatment of cancer" refers to administration to a
15 mammal afflicted with a cancerous condition and refers to an effect that alleviates the
cancerous condition by killing the cancerous cells, but also to an effect that results in the
inhibition of growth and/or metastasis of the cancer.

A "therapeutically effective amount" means the amount of a compound of Formula (I)
that, when administered to a mammal for treating a disease, is sufficient to effect such
20 treatment for the disease. The "therapeutically effective amount" will vary depending on the
compound, the disease and its severity and the age, weight, etc., of the mammal to be treated.

Representative compounds of Formula (I) are disclosed in Table I-IV below.

25 Compounds of Formula (I) where R¹ and R³ are hydrogen, Ar¹ is phenyl and Ar² and Y
are as defined in Table I below are:

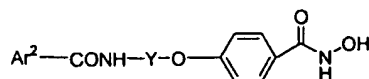


Table I

Cpd #	Ar ²	Y
1	phenyl	-CH ₂ -CH ₂ -
2	<i>trans</i> phenyl-CH=CH-	-CH ₂ -CH ₂ -
3	<i>trans</i> phenylcyclopropyl	-CH ₂ -CH ₂ -
4	<i>trans</i> 4-MeO-phenyl-CH=CH-	-CH ₂ -CH ₂ -
5	2-phenylethyl	-CH ₂ -CH ₂ -
6	1 <i>H</i> -indol-3-ylmethyl	-CH ₂ -CH ₂ -
7	thiophen-2-yl	-CH ₂ -CH ₂ -
8	pyridin-3-yl	-CH ₂ -CH ₂ -

Cpd #	Ar ²	Y
9	4-biphenyl	-CH ₂ -CH ₂ -
10	3-biphenyl	-CH ₂ -CH ₂ -
11	5-phenylthiophen-2-yl	-CH ₂ -CH ₂ -
12	thiophen-2-ylmethyl	-CH ₂ -CH ₂ -
13	naphth-2-yl	-CH ₂ -CH ₂ -
14	quinolin-6-yl	-CH ₂ -CH ₂ -
15	4-phenylthiazol-2-yl	-CH ₂ -CH ₂ -
16	4- <i>tert</i> -butylphenyl	-CH ₂ -CH ₂ -
17	<i>trans</i> pyridin-3-yl-CH=CH-	-CH ₂ -CH ₂ -
18	4-pyrrol-1-ylphenyl	-CH ₂ -CH ₂ -
19	4-(cyclohexene-3-oxy)-phenyl	-CH ₂ -CH ₂ -
20	benzothiazol-2-yl	-CH ₂ -CH ₂ -
21	benzoxazol-2-yl	-CH ₂ -CH ₂ -
22	octahydroisoquinolin-2-ylmethyl	-CH ₂ -CH ₂ -
23	4-pyridin-4-yl-piperazin-1-ylmethyl	-CH ₂ -CH ₂ -
24	furan-2-yl	-CH ₂ -CH ₂ -
25	4-(pyridin-3-yl)-phenyl	-CH ₂ -CH ₂ -
26	4-(pyridin-2-yl)-phenyl	-CH ₂ -CH ₂ -
27	1 <i>H</i> -benzimidazol-2-yl	-CH ₂ -CH ₂ -
28	1 <i>H</i> -pyrrol-2-yl	-CH ₂ -CH ₂ -
29	4-(benzoylamino)-phenyl	-CH ₂ -CH ₂ -
30	4-(pyridin-4-yl)-thiazol-2-yl	-CH ₂ -CH ₂ -
31	adamantan-1-yl	-CH ₂ -CH ₂ -
32	2,4-difluorophenyl	-CH ₂ -CH ₂ -
33	<i>trans</i> 3,4-methylenedioxyphenyl CH=CH-	-CH ₂ -CH ₂ -
34	3,4-methylenedioxyphenyl	-CH ₂ -CH ₂ -
35	3,4-dimethoxyphenyl	-CH ₂ -CH ₂ -
36	3,5-dimethoxyphenyl	-CH ₂ -CH ₂ -
37	3,4-difluorophenyl	-CH ₂ -CH ₂ -
38	2,5-dimethylphenyl	-CH ₂ -CH ₂ -
39	2,3-dichlorophenyl	-CH ₂ -CH ₂ -

Cpd #	Ar ²	Y
40	2,3-dimethylphenyl	-CH ₂ -CH ₂ -
41	4-chloro-2-methoxyphenyl	-CH ₂ -CH ₂ -
42	3-ethoxyphenyl	-CH ₂ -CH ₂ -
43	4-methoxy-2-methylphenyl	-CH ₂ -CH ₂ -
44	3-fluoro-4-methoxyphenyl	-CH ₂ -CH ₂ -
45	2-(thiophen-2-ylmethoxy)phenyl	-CH ₂ -CH ₂ -
46	3-(thiophen-2-ylmethoxy)-phenyl	-CH ₂ -CH ₂ -
47	2-phenylphenyl	-CH ₂ -CH ₂ -
48	1 <i>H</i> -indol-5-yl	-CH ₂ -CH ₂ -
49	1 <i>H</i> -indol-3-yl	-CH ₂ -CH ₂ -
50	quinolin-3-yl	-CH ₂ -CH ₂ -
51	quinolin-8-yl	-CH ₂ -CH ₂ -
52	1 <i>H</i> -indazol-3-yl	-CH ₂ -CH ₂ -
53	1 <i>H</i> -benzotriazol-5-yl	-CH ₂ -CH ₂ -
54	isoquinolin-1-yl	-CH ₂ -CH ₂ -
55	isoquinolin-3-yl	-CH ₂ -CH ₂ -
56	quinoxalin-2-yl	-CH ₂ -CH ₂ -
57	naphth-1-yl	-CH ₂ -CH ₂ -
58	quinolin-2-yl	-CH ₂ -CH ₂ -
59	2-pyrrol-1-yl-phenyl	-CH ₂ -CH ₂ -
60	4-fluoronaphth-1-yl	-CH ₂ -CH ₂ -
61	1 <i>H</i> -benzimidazol-5-yl	-CH ₂ -CH ₂ -
62	1-methyl-indol-3-yl	-CH ₂ -CH ₂ -
63	4-MeO-quinolin-2-yl	-CH ₂ -CH ₂ -
64	3-MeO-naphth-2-yl	-CH ₂ -CH ₂ -
65	2-MeO-naphth-1-yl	-CH ₂ -CH ₂ -
66	quinolin-4-yl	-CH ₂ -CH ₂ -
67	<i>trans</i> phenyl-CH=C(CH ₃)-	-CH ₂ -CH ₂ -
68	2- <i>N,N</i> -dimethylaminomethylbenzofuran-5-yl	-CH ₂ -CH ₂ -
69	indolin-1-yl	-CH ₂ -CH ₂ -
70	1,2,3,4-tetrahydroquinolin-1-yl	-CH ₂ -CH ₂ -

Cpd #	Ar ²	Y
71	<i>trans</i> 5-hydroxybenzofuran-2-yl -C(CH ₃)=CH-	-(S)-CH(CH ₂ CH ₃)-CH ₂ -
72	<i>trans</i> 5-(1-cyclopropylpiperidin-4-yloxy)benzofuran-2-yl -C(CH ₃)=CH-	-(S)-CH(CH ₂ CH ₃)-CH ₂ -
73	benzofuran-2-yl	-(S)-CH(2-phenylethyl)-CH ₂ -
74	5-(1-cyclopropylpiperidin-4-yloxy)benzofuran-2-yl	-CH ₂ -CH ₂ -
75	5-(1-cyclopropylpiperidin-4-yloxy)benzofuran-2-yl	-(S)-CH(CH ₂ CH ₃)-CH ₂ -
76	5-(1-cyclopropylpiperidin-4-yloxy)benzofuran-2-yl	-(R)-CH ₂ -CH(CH ₃)-
77	5-[1-(2,2,2-trifluoroethyl)piperidin-4-yloxy]benzofuran-2-yl	-CH ₂ -CH ₂ -
78	benzofuran-2-yl	-(R)-CH(benzylSO ₂ -methyl)-CH ₂ -
79	benzofuran-2-yl	-(R)-CH(benzylS-methyl)-CH ₂ -
80	<i>trans</i> 5-methoxybenzofuran-2-yl -C(CH ₃)=CH-	-CH ₂ -CH ₂ -
81	1,2,3,4-tetrahydroisoquinolin-2-yl	-CH ₂ -CH ₂ -
82	isoindolin-2-yl	-CH ₂ -CH ₂ -
83	morpholin-4-yl	-CH ₂ -CH ₂ -
84	4-benzyl-piperazin-1-yl	-CH ₂ -CH ₂ -
85	(R)-3-HO-pyrrolidin-1-yl	-CH ₂ -CH ₂ -
86	piperidin-1-yl	-CH ₂ -CH ₂ -
87	6-CH ₃ -1,2,3,4-tetrahydroquinolin-1-yl	-CH ₂ -CH ₂ -
88	2-CH ₃ -indolin-1-yl	-CH ₂ -CH ₂ -
89	6-F-2-CH ₃ -1,2,3,4-tetrahydroquinolin-1-yl	-CH ₂ -CH ₂ -
90	isoindolin-1-yl	-(S)-CH(CH ₂ CH ₃)-CH ₂ -
91	<i>trans</i> phenyl-CH=CH-	-CH ₂ -CH ₂ -CH ₂ -
92	<i>trans</i> 4-CH ₃ O-phenyl-CH=CH-	-CH ₂ -CH ₂ -CH ₂ -
93	4-phenylthiazol-2-yl	-CH ₂ -CH ₂ -CH ₂ -
94	<i>trans</i> phenyl-CH=CH-	-(S)-CH(methyl)-CH ₂ -
95	<i>trans</i> phenyl-CH=CH-	-(R)-CH(methyl)-CH ₂ -
96	<i>trans</i> phenyl-CH=CH-	-(S)-CH(<i>i</i> -butyl)-CH ₂ -
97	<i>trans</i> phenyl-CH=CH-	-(S)-CH(cyclohexyl-methyl)-CH ₂ -

Cpd #	Ar ²	Y
98	<i>trans</i> phenyl-CH=CH-	-(<i>S</i>)-CH(<i>i</i> -propyl)-CH ₂ -
99	<i>trans</i> phenyl-CH=CH-	-(<i>S</i>)-CH(benzyl)-CH ₂ -
100	<i>trans</i> phenyl-CH=CH-	-(<i>R</i>)-CH(benzyl)-CH ₂ -
101	<i>trans</i> phenyl-CH=CH-	-(<i>R</i>)-CH(<i>i</i> -butyl)-CH ₂ -
102	<i>trans</i> phenyl-CH=CH-	-(<i>R</i>)-CH(<i>i</i> -propyl)-CH ₂ -
103	<i>trans</i> phenyl-CH=CH-	-(<i>RS</i>)-CH(<i>n</i> -butyl)-CH ₂ -
104	<i>trans</i> phenyl-CH=CH-	-(<i>RS</i>)-CH(4-Cl-benzyl)-CH ₂ -
105	<i>trans</i> phenyl-CH=CH-	-(<i>S</i>)-CH(CH ₂ CH ₃)-CH ₂ -
106	<i>trans</i> phenyl-CH=CH-	-(<i>R</i>)-CH(CH ₂ CH ₃)-CH ₂ -
107	<i>trans</i> phenyl-CH=CH-	-(<i>S</i>)-CH(2-MeS-ethyl)-CH ₂ -
108	<i>trans</i> phenyl-CH=CH-	-(<i>R</i>)-CH(2-MeS-ethyl)-CH ₂ -
109	<i>trans</i> phenyl-CH=CH-	-(<i>S</i>)-CH(phenyl)-CH ₂ -
110	<i>trans</i> phenyl-CH=CH-	-(<i>R</i>)-CH(phenyl)-CH ₂ -
111	<i>trans</i> phenyl-CH=CH-	-(<i>S</i>)-CH(2-MeSO ₂ -ethyl)-CH ₂ -
112	<i>trans</i> phenyl-CH=CH-	-(<i>R</i>)-CH(2-MeSO ₂ -ethyl)-CH ₂ -
113	<i>trans</i> phenyl-CH=CH-	-(<i>R</i>)-CH(benzylSO ₂ -methyl)-CH ₂ -
114	thiophen-2-yl	-(<i>S</i>)-CH(CH ₂ CH ₃)-CH ₂ -
115	4-biphenyl	-(<i>S</i>)-CH(CH ₂ CH ₃)-CH ₂ -
116	naphth-2-yl	-(<i>S</i>)-CH(CH ₂ CH ₃)-CH ₂ -
117	<i>trans</i> phenyl-CH=CH-	-(<i>R</i>)-CH(benzyl-S-methyl)-CH ₂ -
118	phenyl	-(<i>S</i>)-CH(CH ₂ CH ₃)-CH ₂ -
119	benzyl	-(<i>S</i>)-CH(CH ₂ CH ₃)-CH ₂ -
120	2-phenylethyl	-(<i>S</i>)-CH(CH ₂ CH ₃)-CH ₂ -
121	<i>trans</i> phenyl-CH=CH-	-(<i>S</i>)-CH(hydroxy-methyl)-CH ₂ -
122	4-phenylthiazol-2-yl	-(<i>S</i>)-CH(CH ₂ CH ₃)-CH ₂ -
123	<i>trans</i> 4-CH ₃ O-phenyl-CH=CH-	-(<i>S</i>)-CH(CH ₂ CH ₃)-CH ₂ -
124	2- <i>N,N</i> -dimethylaminomethyl-benzofuran-5-yl-	-(<i>S</i>)-CH(CH ₂ CH ₃)-CH ₂ -
125	<i>trans</i> phenyl-CH=CH-	-(<i>R</i>)-CH ₂ -CH(CH ₃)-

Cpd #	Ar ²	Y
126	<i>trans</i> phenyl-CH=CH-	-(<i>S</i>)-CH ₂ -CH(CH ₃)-
127	4-phenyl-thiazol-2-yl	-(<i>R</i>)-CH ₂ -CH(CH ₃)-
128	4-phenyl-thiazol-2-yl	-(<i>S</i>)-CH ₂ -CH(CH ₃)-
129	4-biphenyl	-(<i>R</i>)-CH ₂ -CH(CH ₃)-
130	<i>trans</i> 4-CH ₃ O-phenyl-CH=CH-	-(<i>R</i>)-CH ₂ -CH(CH ₃)-
131	4-(2-pyridin-4-ylthiazol-5-yl)phenyl	-CH ₂ -CH ₂ -
132	7-chloro-4-methylbenzofuran-2-yl	-CH ₂ -CH ₂ -
133	4-[2-(4-methylpiperazin-1-yl)thiazol-5-yl]-phenyl	-CH ₂ -CH ₂ -
134	4-(2-pyridin-4-ylaminothiazol-5-yl)phenyl	-CH ₂ -CH ₂ -
135	4-(4-methylpiperazin-1-yl)phenyl	-CH ₂ -CH ₂ -
136	4-(4-hydroxypiperidin-1-yl)phenyl	-CH ₂ -CH ₂ -
137	4-(4-morpholin-4-ylmethylthiazol-2-yl)phenyl	-CH ₂ -CH ₂ -
138	7-fluoro-4-methylbenzofuran-2-yl	-CH ₂ -CH ₂ -
139	7-fluoro-4-(2-methoxyethoxymethyl)-benzofuran-2-yl	-CH ₂ -CH ₂ -
140	4-hydroxyquinolin-2-yl	-CH ₂ -CH ₂ -
141	7-fluoro-4-phenoxyethylbenzofuran-2-yl	-CH ₂ -CH ₂ -
143	4-[2-(4-methylpiperazin-1-ylmethyl)thiazol-5-yl]phenyl	-CH ₂ -CH ₂ -
144	pyridin-2-yl	-CH ₂ -CH ₂ -
145	3-hydroxypyridin-2-yl	-CH ₂ -CH ₂ -
146	6-hydroxypyridin-2-yl	-CH ₂ -CH ₂ -
147	6-(4-nitrophenoxy)pyridin-2-yl	-CH ₂ -CH ₂ -
148	4-(2-methoxyethoxy)quinolin-2-yl	-CH ₂ -CH ₂ -
149	4-(2-dimethylaminoethoxy)quinolin-2-yl	-CH ₂ -CH ₂ -
150	6-bromopyridin-2-yl	-CH ₂ -CH ₂ -
151	5-bromopyridin-3-yl	-CH ₂ -CH ₂ -
152	4-methoxyquinolin-2-yl	-(<i>S</i>)-CH(CH ₂ CH ₃)-CH ₂ -
153	1-methoxynaphth-2-yl	-CH ₂ -CH ₂ -
154	4-methoxyquinolin-2-yl	-(<i>R</i>)-CH ₂ -CH(CH ₃)-
155	5-phenylpyridin-3-yl	-CH ₂ -CH ₂ -
156	6-benzoyloxy pyridin-2-yl	-CH ₂ -CH ₂ -

Cpd #	Ar ²	Y
157	6-(2-methylpropyloxy)pyridin-2-yl	-CH ₂ -CH ₂ -
158	6-(2-phenylethyloxy)pyridin-2-yl	-CH ₂ -CH ₂ -
159	4-(3,3,3-trifluoropropyloxy)quinolin-2-yl	-CH ₂ -CH ₂ -
160	4-(3,3,3-trifluoropropyloxy)quinolin-2-yl	-(S)-CH(CH ₂ CH ₃)-CH ₂ -
161	4-(3,3,3-trifluoropropyloxy)quinolin-2-yl	-(R)-CH ₂ -CH(CH ₃)-
162	<i>trans</i> 3-hydroxyphenyl-CH=CH-	-CH ₂ -CH ₂ -
163	<i>trans</i> 4-hydroxyphenyl-CH=CH-	-CH ₂ -CH ₂ -
164	3'-(2-hydroxyethyl)biphen-4-yl	-CH ₂ -CH ₂ -
165	3'-(2-hydroxyethyl)biphen-3-yl	-CH ₂ -CH ₂ -
166	2'-(2-hydroxyethyl)biphen-4-yl	-CH ₂ -CH ₂ -
167	<i>trans</i> benzofuran-2-yl-CH=CH-	-CH ₂ -CH ₂ -
168	2'-(2-hydroxyethyl)biphen-3-yl	-CH ₂ -CH ₂ -
169	5-thiophen-3-ylpyridin-3-yl	-CH ₂ -CH ₂ -
170	6-(4-acetylaminoxy)pyridin-2-yl	-CH ₂ -CH ₂ -
171	6-(4-aminophenoxy)pyridin-2-yl	-CH ₂ -CH ₂ -
172	<i>trans</i> 2-methoxyphenyl-CH=CH-	-CH ₂ -CH ₂ -
173	<i>trans</i> 3-methoxyphenyl-CH=CH-	-CH ₂ -CH ₂ -
174	5-(4-dimethylaminophenyl)pyridin-3-yl	-CH ₂ -CH ₂ -
175	<i>trans</i> 5-bromothiophen-2-yl-CH=CH-	-CH ₂ -CH ₂ -
176	<i>trans</i> furan-3-yl-CH=CH-	-CH ₂ -CH ₂ -
177	<i>trans</i> thiophen-3-yl-CH=CH-	-CH ₂ -CH ₂ -
178	<i>trans</i> thiophen-2-yl-CH=CH-	-CH ₂ -CH ₂ -
179	<i>trans</i> 3-tolyl-CH=CH-	-CH ₂ -CH ₂ -
180	<i>trans</i> 4-tolyl-CH=CH-	-CH ₂ -CH ₂ -
181	<i>trans</i> benzofuran-2-yl -C(CH ₃)=CH-	-CH ₂ -CH ₂ -
182	<i>cis</i> benzofuran-2-yl -C(CH ₃)=CH-	-CH ₂ -CH ₂ -
183	<i>trans</i> 4-dimethylaminophenyl-CH=CH-	-CH ₂ -CH ₂ -
184	<i>trans</i> indol-3-yl -CH=CH-	-CH ₂ -CH ₂ -
185	<i>trans</i> 2-tolyl-CH=CH-	-CH ₂ -CH ₂ -
186	<i>trans</i> 2-hydroxyphenyl-CH=CH-	-CH ₂ -CH ₂ -
187	<i>trans</i> 7-methoxybenzofuran-2-yl -CH=CH-	-CH ₂ -CH ₂ -

Cpd #	Ar ²	Y
188	<i>trans</i> 7-methoxybenzofuran-2-yl -CH=CH-	-(<i>R</i>)-CH(CH ₂ CH ₃)-CH ₂ -
189	<i>trans</i> 5-methoxybenzofuran-2-yl -C(CH ₃)=CH-	-(<i>S</i>)-CH(CH ₂ CH ₃)-CH ₂ -
190	<i>trans</i> furan-2-yl-CH=CH-	-CH ₂ -CH ₂ -
191	4-[4-(2-morpholin-4-ylethyl)thiazol-2-yl]phenyl	-CH ₂ -CH ₂ -

5 and are named as:

- N*-hydroxy-4-(2-benzenecarbonylamino-ethoxy)benzamide;
N-hydroxy-4-(2-*trans*-cinnamoylaminoethoxy)benzamide;
N-hydroxy-4-(2-*trans*-2-phenylcyclopropylcarbonylaminoethoxy)benzamide;
N-hydroxy-4-(2-*trans*-4-methoxycinnamoylaminoethoxy)benzamide;
10 *N*-hydroxy-4-[2-(2-phenylethylcarbonylamino)ethoxy]benzamide;
N-hydroxy-4-[2-(1*H*-indol-3-ylmethylcarbonylamino)ethoxy]benzamide;
N-hydroxy-4-(2-thiophen-2-ylcarbonylaminoethoxy)benzamide;
N-hydroxy-4-(2-pyridin-3-ylcarbonylaminoethoxy)benzamide;
N-hydroxy-4-(2-biphen-4-ylcarbonylaminoethoxy)benzamide;
15 *N*-hydroxy-4-(2-biphen-3-ylcarbonylaminoethoxy)benzamide;
N-hydroxy-4-[2-(5-phenylthiophen-2-ylcarbonylamino)ethoxy]benzamide;
N-hydroxy-4-[2-(thiophen-2-ylmethylcarbonylamino)ethoxy]benzamide;
N-hydroxy-4-[2-(naph-2-ylcarbonylamino)ethoxy]benzamide;
N-hydroxy-4-[2-(quinolin-6-ylcarbonylamino)ethoxy]benzamide;
20 *N*-hydroxy-4-[2-(4-phenylthiazol-2-ylcarbonylamino)ethoxy]benzamide;
N-hydroxy-4-[2-(4-*tert*-butylphenylcarbonylamino)ethoxy]benzamide;
N-hydroxy-4-[2-(*trans*-3-pyridin-3-ylacryloylamino)ethoxy]benzamide;
N-hydroxy-4-[2-(4-pyrrol-1-ylphenylcarbonylamino)ethoxy]benzamide;
N-hydroxy-4-[2-(4-cyclohexene-3-oxyphenylcarbonylamino)ethoxy]benzamide;
25 *N*-hydroxy-4-[2-(benzthiazol-2-ylcarbonylamino)ethoxy]benzamide;
N-hydroxy-4-[2-(benzoxazol-2-ylcarbonylamino)ethoxy]benzamide;
N-hydroxy-4-[2-(octahydroisoquinolin-2-ylmethylcarbonylamino)ethoxy]benzamide;
N-hydroxy-4-[2-(4-pyridin-4-ylpiperazin-1-ylmethylcarbonylamino)ethoxy]benzamide;
N-hydroxy-4-[2-(furan-2-ylcarbonylamino)ethoxy]benzamide;
30 *N*-hydroxy-4-[2-(4-pyridin-3-ylphenylcarbonylamino)ethoxy]benzamide;
N-hydroxy-4-[2-(4-pyridin-2-ylphenylcarbonylamino)ethoxy]benzamide;
N-hydroxy-4-[2-(benzimidazol-2-ylcarbonylamino)ethoxy]benzamide;

- 5 *N*-hydroxy-4-[2-(1*H*-pyrrol-2-ylcarbonylamino)ethoxy]benzamide;
N-hydroxy-4-[2-(4-benzoylaminoethylcarbonylamino)ethoxy]benzamide;
N-hydroxy-4-[2-(4-pyridin-4-ylthiazol-2-ylcarbonylamino)ethoxy]benzamide;
N-hydroxy-4-[2-(adamantan-1-ylcarbonylamino)ethoxy]benzamide;
N-hydroxy-4-[2-(2,4-difluorophenylcarbonylamino)ethoxy]benzamide;
- 10 *N*-hydroxy-4-[2-(3-*trans*-3,4-methylenedioxyphenylacryloylamino)ethoxy]-benzamide;
N-hydroxy-4-[2-(3,4-methylenedioxyphenylcarbonylamino)ethoxy]benzamide;
N-hydroxy-4-[2-(3,4-dimethoxyphenylcarbonylamino)ethoxy]benzamide;
N-hydroxy-4-[2-(3,5-dimethoxyphenylcarbonylamino)ethoxy]benzamide;
N-hydroxy-4-[2-(3,4-difluorophenylcarbonylamino)ethoxy]benzamide;
- 15 *N*-hydroxy-4-[2-(2,5-dimethylphenylcarbonylamino)ethoxy]benzamide;
N-hydroxy-4-[2-(2,3-dichlorophenylcarbonylamino)ethoxy]benzamide;
N-hydroxy-4-[2-(2,3-dimethylphenylcarbonylamino)ethoxy]benzamide;
N-hydroxy-4-[2-(4-chloro-2-methoxyphenylcarbonylamino)ethoxy]benzamide;
N-hydroxy-4-[2-(3-ethoxyphenylcarbonylamino)ethoxy]benzamide;
- 20 *N*-hydroxy-4-[2-(4-methoxy-2-methylphenylcarbonylamino)ethoxy]benzamide;
N-hydroxy-4-[2-(3-fluoro-4-methoxyphenylcarbonylamino)ethoxy]benzamide;
N-hydroxy-4-[2-(2-thiophen-2-ylmethoxyphenylcarbonylamino)ethoxy]benzamide;
N-hydroxy-4-[2-(3-thiophen-2-ylmethoxyphenylcarbonylamino)ethoxy]benzamide;
N-hydroxy-4-[2-(biphen-2-ylcarbonylamino)ethoxy]benzamide;
- 25 *N*-hydroxy-4-[2-(1*H*-indol-5-ylcarbonylamino)ethoxy]benzamide;
N-hydroxy-4-[2-(1*H*-indol-3-ylcarbonylamino)ethoxy]benzamide;
N-hydroxy-4-[2-(quinolin-3-ylcarbonylamino)ethoxy]benzamide;
N-hydroxy-4-[2-(quinolin-8-ylcarbonylamino)ethoxy]benzamide;
N-hydroxy-4-[2-(1*H*-indazol-3-ylcarbonylamino)ethoxy]benzamide;
- 30 *N*-hydroxy-4-[2-(1*H*-benzotriazol-5-ylcarbonylamino)ethoxy]benzamide;
N-hydroxy-4-[2-(isoquinolin-1-ylcarbonylamino)ethoxy]benzamide;
N-hydroxy-4-[2-(isoquinolin-3-ylcarbonylamino)ethoxy]benzamide;
N-hydroxy-4-[2-(quinoxalin-2-ylcarbonylamino)ethoxy]benzamide;
N-hydroxy-4-[2-(naphth-1-ylcarbonylamino)ethoxy]benzamide;
- 35 *N*-hydroxy-4-[2-(quinolin-2-ylcarbonylamino)ethoxy]benzamide;
N-hydroxy-4-[2-(2-pyrrol-1-ylphenylcarbonylamino)ethoxy]benzamide;
N-hydroxy-4-[2-(4-fluoronaphth-1-ylcarbonylamino)ethoxy]benzamide;
N-hydroxy-4-[2-(1*H*-benzimidazol-5-ylcarbonylamino)ethoxy]benzamide;

- 5 *N*-hydroxy-4-[2-(1-methylindol-3-ylcarbonylamino)ethoxy]benzamide;
N-hydroxy-4-[2-(4-methoxyquinolin-2-ylcarbonylamino)ethoxy]benzamide;
N-hydroxy-4-[2-(3-methoxynaph-2-ylcarbonylamino)ethoxy]benzamide;
N-hydroxy-4-[2-(2-methoxynaph-1-ylcarbonylamino)ethoxy]benzamide;
N-hydroxy-4-[2-(quinolin-4-ylcarbonylamino)ethoxy]benzamide;
- 10 *N*-hydroxy-4-[2-(*trans*-2-methylcinnamoylamino)ethoxy]benzamide;
N-hydroxy-4-[2-(2-*N,N*-dimethylaminomethylbenzofuran-5-ylcarbonylamino)ethoxy]-
benzamide;
N-hydroxy-4-(2-indolin-1-ylcarbonylaminoethoxy)benzamide;
N-hydroxy-4-[2-(1,2,3,4-tetrahydroquinolin-1-ylcarbonylamino)ethoxy]benzamide;
- 15 *N*-hydroxy-4-{2*S*-[*trans*-3-(5-hydroxybenzofuran-2-yl)but-2-enoylamino]butoxy}benzamide;
N-hydroxy-4-{2*S*-[*trans*-3-(5-(1-cyclopropylpiperidin-4-yloxy)benzofuran-2-yl)but-2-enoyl-
amino]butoxy}benzamide;
N-hydroxy-4-[2*S*-(benzofuran-2-ylcarbonylamino)-4-phenylbutoxy]benzamide;
N-hydroxy-4-{2-[5-(1-cyclopropylpiperidin-4-yloxy)benzofuran-2-ylcarbonylamino]-
20 ethoxy}benzamide;
N-hydroxy-4-{2*S*-[5-(1-cyclopropylpiperidin-4-yloxy)benzofuran-2-ylcarbonylamino]-
butoxy}benzamide;
N-hydroxy-4-{2-[5-(1-cyclopropylpiperidin-4-yloxy)benzofuran-2-ylcarbonylamino]-1-*R*-
methylethoxy}benzamide;
- 25 *N*-hydroxy-4-{2-[5-(1-(2,2,2-trifluoroethyl)piperidin-4-yloxy)benzofuran-2-ylcarbonyl-
amino]-ethoxy}benzamide;
N-hydroxy-4-[2*R*-(benzofuran-2-ylcarbonylamino)-3-benzylsulfonylpropoxy]benzamide;
N-hydroxy-4-[2*R*-(benzofuran-2-ylcarbonylamino)-3-benzylthiopropoxy]benzamide;
N-hydroxy-4-[2-(*trans*-3-(5-methoxybenzofuran-2-yl)but-2-enoylcarbonylamino)-
30 ethoxy]benzamide;
N-hydroxy-4-[2-(1,2,3,4-tetrahydroisoquinolin-2-ylcarbonylamino)ethoxy]benzamide;
N-hydroxy-4-[2-(isoindolin-2-ylcarbonylamino)ethoxy]benzamide;
N-hydroxy-4-[2-(morpholin-4-ylcarbonylamino)ethoxy]benzamide;
N-hydroxy-4-[2-(4-benzylpiperazin-1-ylcarbonylamino)ethoxy]benzamide;
- 35 *N*-hydroxy-4-[2-(3(*R*)-hydroxypyrrolidin-1-ylcarbonylamino)ethoxy]benzamide;
N-hydroxy-4-[2-(piperidin-1-ylcarbonylamino)ethoxy]benzamide;
N-hydroxy-4-[2-(6-methyl-1,2,3,4-tetrahydroquinolin-1-ylcarbonylamino)ethoxy]-benzamide;
N-hydroxy-4-[2-(2-methylindolin-1-ylcarbonylamino)ethoxy]benzamide;

- 5 *N*-hydroxy-4-[2-(6-fluoro-2-methyl-1,2,3,4-tetrahydroquinolin-1-ylcarbonylamino)-ethoxy]-benzamide;
N-hydroxy-4-[2*S*-(isoindolin-1-ylcarbonylamino)butoxy]benzamide;
N-hydroxy-4-[3-(*trans*-cinnamoylamino)propoxy]benzamide;
N-hydroxy-4-[3-(*trans*-4-methoxycinnamoylamino)propoxy]benzamide;
- 10 *N*-hydroxy-4-[3-(4-phenylthiazol-2-ylcarbonylamino)propoxy]benzamide;
N-hydroxy-4-[2*S*-(*trans*-cinnamoylamino)propoxy]benzamide;
N-hydroxy-4-[2*R*-(*trans*-cinnamoylamino)propoxy]benzamide;
N-hydroxy-4-[2*S*-(*trans*-cinnamoylamino)-4-methylpentoxy]benzamide;
N-hydroxy-4-[2*S*-(*trans*-cinnamoylamino)-3-cyclohexylpropoxy]benzamide;
- 15 *N*-hydroxy-4-[2*S*-(*trans*-cinnamoylamino)-3-methylbutoxy]benzamide;
N-hydroxy-4-[2*S*-(*trans*-cinnamoylamino)-3-phenylpropoxy]benzamide;
N-hydroxy-4-[2*R*-(*trans*-cinnamoylamino)-3-phenylpropoxy]benzamide;
N-hydroxy-4-[2*R*-(*trans*-cinnamoylamino)-4-methylpentoxy]benzamide;
N-hydroxy-4-[2*R*-(*trans*-cinnamoylamino)-3-methylbutoxy]benzamide;
- 20 *N*-hydroxy-4-[2*RS*-(*trans*-cinnamoylamino)hexyloxy]benzamide;
N-hydroxy-4-[2*RS*-(*trans*-cinnamoylamino)-3-(4-chlorophenyl)propoxy]benzamide;
N-hydroxy-4-[2*S*-(*trans*-cinnamoylamino)butoxy]benzamide;
N-hydroxy-4-[2*R*-(*trans*-cinnamoylamino)butoxy]benzamide;
N-hydroxy-4-[2*S*-(*trans*-cinnamoylamino)-4-methylthiobutoxy]benzamide;
- 25 *N*-hydroxy-4-[2*R*-(*trans*-cinnamoylamino)-4-methylthiobutoxy]benzamide;
N-hydroxy-4-[2*S*-(*trans*-cinnamoylamino)-2-phenylethoxy]benzamide;
N-hydroxy-4-[2*R*-(*trans*-cinnamoylamino)-2-phenylethoxy]benzamide;
N-hydroxy-4-[2*S*-(*trans*-cinnamoylamino)-4-methylsulfonylbutoxy]benzamide;
N-hydroxy-4-[2*R*-(*trans*-cinnamoylamino)-4-methylsulfonylbutoxy]benzamide;
- 30 *N*-hydroxy-4-[2*R*-(*trans*-cinnamoylamino)-3-benzylsulfonylpropoxy]benzamide;
N-hydroxy-4-[2*S*-(thiophen-2-ylcarbonylamino)butoxy]benzamide;
N-hydroxy-4-[2*S*-(biphen-4-ylcarbonylamino)butoxy]benzamide;
N-hydroxy-4-[2*S*-(naphth-2-ylcarbonylamino)butoxy]benzamide;
N-hydroxy-4-[2*R*-(*trans*-cinnamoylamino)-3-benzylthiopropoxy]benzamide;
- 35 *N*-hydroxy-4-[2*S*-(benzenecarbonylamino)butoxy]benzamide;
N-hydroxy-4-[2*S*-(benzylcarbonylamino)butoxy]benzamide;
N-hydroxy-4-[2*S*-(2-phenylethylcarbonylamino)butoxy]benzamide;
N-hydroxy-4-[2*S*-(*trans*-cinnamoylamino)-3-hydroxypropoxy]benzamide;

- 5 *N*-hydroxy-4-[2*S*-(4-phenylthiazol-2-ylcarbonylamino)butoxy]benzamide;
N-hydroxy-4-[2*S*-(*trans*-4-methoxycinnamoylamino)butoxy]benzamide;
N-hydroxy-4-[2*S*-(2-*N,N*-dimethylaminomethylbenzofuran-5-ylcarbonylamino)butoxy]-
benzamide;
N-hydroxy-4-[2-(*trans*-cinnamoylamino)-1*R*-methylethoxy]benzamide;
- 10 *N*-hydroxy-4-[2-(*trans*-cinnamoylamino)-1*S*-methylethoxy]benzamide;
N-hydroxy-4-[2-(4-phenylthiazol-2-ylcarbonylamino)-1*R*-methylethoxy]benzamide;
N-hydroxy-4-[2-(4-phenylthiazol-2-ylcarbonylamino)-1*S*-methylethoxy]benzamide;
N-hydroxy-4-[2-(biphen-4-ylcarbonylamino)-1*R*-methylethoxy]benzamide;
N-hydroxy-4-[2-(*trans*-4-methoxycinnamoylamino)-1*R*-methylethoxy]benzamide;
- 15 *N*-hydroxy-4-{2-[4-(2-pyridin-2-ylthiazol-5-yl)phenylcarbonylamino]ethoxy} benzamide;
N-hydroxy-4-[2-(7-chloro-4-methylbenzofuran-2-ylcarbonylamino)ethoxy]benzamide;
N-hydroxy-4-{2-[4-(2-(4-methylpiperazin-1-yl)thiazol-5-yl)phenylcarbonylamino]-ethoxy}-
benzamide;
N-hydroxy-4-{2-[4-(2-pyridin-4-ylaminothiazol-5-yl)phenylcarbonylamino]ethoxy}-
- 20 benzamide;
N-hydroxy-4-{2-[4-(4-methylpiperazin-1-yl)phenylcarbonylamino]ethoxy} benzamide;
N-hydroxy-4-{2-[4-(4-hydroxypiperidin-1-yl)phenylcarbonylamino]ethoxy} benzamide;
N-hydroxy-4-{2-[4-(4-morpholin-4-ylmethylthiazol-5-yl)phenylcarbonylamino]ethoxy}-
benzamide;
- 25 *N*-hydroxy-4-[2-(7-fluoro-4-methylbenzofuran-2-ylcarbonylamino)ethoxy]benzamide;
N-hydroxy-4-{2-[7-fluoro-4-(2-methoxyethoxymethyl)benzofuran-2-ylcarbonylamino]-
ethoxy} benzamide;
N-hydroxy-4-[2-(4-hydroxyquinolin-2-ylcarbonylamino)ethoxy]benzamide;
N-hydroxy-4-[2-(7-fluoro-4-phenoxyethylbenzofuran-2-ylcarbonylamino)ethoxy]-
- 30 benzamide;
N-hydroxy-4-{2-[4-(2-(4-methylpiperazin-1-ylmethyl)thiazol-5-yl)phenylcarbonyl-amino]-
ethoxy} benzamide;
N-hydroxy-4-[2-(pyridin-2-ylcarbonylamino)ethoxy]benzamide;
N-hydroxy-4-[2-(3-hydroxypyridin-2-ylcarbonylamino)ethoxy]benzamide;
- 35 *N*-hydroxy-4-[2-(6-hydroxypyridin-2-ylcarbonylamino)ethoxy]benzamide;
N-hydroxy-4-{2-[6-(4-nitrophenoxy)pyridin-2-ylcarbonylamino]ethoxy} benzamide;
N-hydroxy-4-{2-[4-(2-methoxyethoxy)quinolin-2-ylcarbonylamino]ethoxy} benzamide;

- 5 *N*-hydroxy-4-{2-[4-(2-*N,N*-dimethylaminoethoxy)quinolin-2-ylcarbonylamino]ethoxy}-benzamide;
N-hydroxy-4-[2-(6-bromopyridin-2-ylcarbonylamino)ethoxy]benzamide;
N-hydroxy-4-[2-(5-bromopyridin-3-ylcarbonylamino)ethoxy]benzamide;
N-hydroxy-4-[2*S*-(4-methoxyquinolin-2-ylcarbonylamino)butoxy]benzamide;
- 10 *N*-hydroxy-4-[2-(1-methoxynaphth-2-ylcarbonylamino)ethoxy]benzamide;
N-hydroxy-4-[2-(4-methoxyquinolin-2-ylcarbonylamino)-1*R*-methylethoxy]benzamide;
N-hydroxy-4-[2-(5-phenylpyridin-3-ylcarbonylamino)ethoxy]benzamide;
N-hydroxy-4-[2-(6-benzyloxy pyridin-2-ylcarbonylamino)ethoxy]benzamide;
N-hydroxy-4-{2-[6-(2-methylpropyloxy)pyridin-2-ylcarbonylamino]ethoxy}benzamide;
- 15 *N*-hydroxy-4-{2-[6-(2-phenylethoxy)pyridin-2-ylcarbonylamino]ethoxy}benzamide;
N-hydroxy-4-{2-[4-(3,3,3-trifluoropropoxy)quinolin-2-ylcarbonylamino]ethoxy}-benzamide;
N-hydroxy-4-{2*S*-[4-(3,3,3-trifluoropropoxy)quinolin-2-ylcarbonylamino]butoxy}-benzamide;
N-hydroxy-4-{2-[4-(3,3,3-trifluoropropoxy)quinolin-2-ylcarbonylamino]-1*R*-methyl-
- 20 ethoxy}benzamide;
N-hydroxy-4-[2-(*trans*-3-hydroxycinnamoylamino)ethoxy]benzamide;
N-hydroxy-4-[2-(*trans*-4-hydroxycinnamoylamino)ethoxy]benzamide;
N-hydroxy-4-{2-[3'-(2-hydroxyethyl)biphen-4-ylcarbonylamino]ethoxy}benzamide;
N-hydroxy-4-{2-[3'-(2-hydroxyethyl)biphen-3-ylcarbonylamino]ethoxy}benzamide;
- 25 *N*-hydroxy-4-{2-[2'-(2-hydroxyethyl)biphen-4-ylcarbonylamino]ethoxy}benzamide;
N-hydroxy-4-[2-(*trans*-2-benzofuran-2-ylacryloylamino)ethoxy]benzamide;
N-hydroxy-4-{2-[2'-(2-hydroxyethyl)biphen-3-ylcarbonylamino]ethoxy}benzamide;
N-hydroxy-4-{2-[5-(thiophen-3-yl)pyridin-3-ylcarbonylamino]ethoxy}benzamide;
N-hydroxy-4-{2-[6-(4-acetylamino phenoxy)pyridin-2-ylcarbonylamino]ethoxy}-benzamide;
- 30 *N*-hydroxy-4-{2-[6-(4-aminophenoxy)pyridin-2-ylcarbonylamino]ethoxy}benzamide;
N-hydroxy-4-[2-(*trans*-2-methoxycinnamoylamino)ethoxy]benzamide;
N-hydroxy-4-[2-(*trans*-3-methoxycinnamoylamino)ethoxy]benzamide;
N-hydroxy-4-{2-[5-(4-dimethylaminophenyl)pyridin-3-ylcarbonylamino]ethoxy}-benzamide;
N-hydroxy-4-{2-[*trans*-3-(5-bromothiophen-2-yl)acryloylamino]ethoxy}benzamide;
- 35 *N*-hydroxy-4-[2-(*trans*-3-furan-3-ylacryloylamino)ethoxy]benzamide;
N-hydroxy-4-[2-(*trans*-3-thiophen-3-ylacryloylamino)ethoxy]benzamide;
N-hydroxy-4-[2-(*trans*-thiophen-2-ylacryloylamino)ethoxy]benzamide;
N-hydroxy-4-{2-[*trans*-3-methylcinnamoylamino]ethoxy}benzamide;

- 5 *N*-hydroxy-4-{2-[*trans*-4-methylcinnamoylamino]ethoxy}benzamide;
N-hydroxy-4-{2-[*trans*-3-(benzofuran-2-yl)but-2-enoylamino]ethoxy}benzamide;
N-hydroxy-4-{2-[*cis*-3-(benzofuran-2-yl)but-2-enoylamino]ethoxy}benzamide;
N-hydroxy-4-[2-(*trans*-4-dimethylaminocinnamoylamino)ethoxy]benzamide;
N-hydroxy-4-[2-(*trans*-3-indol-3-ylacryloylamino)ethoxy]benzamide;
- 10 *N*-hydroxy-4-{2-[*trans*-2-methylcinnamoyl amino]ethoxy}benzamide;
N-hydroxy-4-[2-(*trans*-2-hydroxycinnamoylamino)ethoxy]benzamide;
N-hydroxy-4-{2-[*trans*-3-(7-methoxybenzofuran-2-yl)acryloylamino]ethoxy}benzamide;
N-hydroxy-4-{2*R*-[*trans*-3-(7-methoxybenzofuran-2-yl)acryloylamino]butoxy}benzamide;
N-hydroxy-4-{2*S*-[*trans*-3-(5-methoxybenzofuran-2-yl)but-2-enoylamino]butoxy}benzamide;
- 15 *N*-hydroxy-4-[2-(*trans*-3-furan-2-ylacryloylamino)ethoxy]benzamide; and
N-hydroxy-4-{2-[4-(4-(2-morpholin-4-ylethyl)thiazol-2-yl)phenylcarbonylamino]ethoxy}-benzamide.

- 20 Compounds of Formula (I) where R¹ is hydrogen, Ar¹ is phenyl and R³, Ar² and Y are as defined in Table II below are:

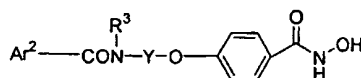


Table II

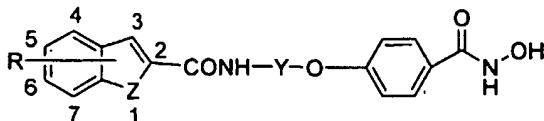
Cpd #	R ³	Ar ²	Y
1	2-HO-ethyl	<i>trans</i> phenyl-CH=CH-	-CH ₂ -CH ₂ -
2	phenyl	<i>trans</i> phenyl-CH=CH-	-CH ₂ -CH ₂ -
3	CH ₃	<i>trans</i> phenyl-CH=CH-	-CH ₂ -CH ₂ -
4	<i>i</i> -propyl	benzothiophen-2-yl	-CH ₂ -CH ₂ -
5	<i>i</i> -propyl	<i>trans</i> phenyl-CH=CH-	-CH ₂ -CH ₂ -
6	CH ₃	<i>trans</i> phenyl-CH=CH-	-CH ₂ -CH ₂ -CH ₂ -

and are named as:

- 25 *N*-hydroxy-4-(2-*N*-*trans*-cinnamoyl-*N*-hydroxyethylaminoethoxy)benzamide;
N-hydroxy-4-(2-*N*-*trans*-cinnamoyl-*N*-phenylaminoethoxy)benzamide;
N-hydroxy-4-(2-*N*-*trans*-cinnamoyl-*N*-methylaminoethoxy)benzamide;
N-hydroxy-4-(2-*N*-benzothiophen-2-yl-*N*-isopropylaminoethoxy)benzamide;
N-hydroxy-4-(2-*N*-*trans*-cinnamoyl-*N*-isopropylaminoethoxy)benzamide; and
- 30 *N*-hydroxy-4-(3-*N*-*trans*-cinnamoyl-*N*-methylaminopropoxy)benzamide.

5

Compounds of Formula (I) where R¹ and R³ are hydrogen, Ar¹ is phenyl, Ar² and Y are as defined in Table III below are:



10

Table III

Cpd#	Z	R	Y
1	S	H	-CH ₂ -CH ₂ -
2	O	H	-CH ₂ -CH ₂ -
3	NH	H	-CH ₂ -CH ₂ -
4	NMe	H	-CH ₂ -CH ₂ -
5	S	H	-CH ₂ -CH ₂ -CH ₂ -
6	O	H	-CH ₂ -CH ₂ -CH ₂ -
7	S	H	-(S)-CH(<i>i</i> -propyl)-CH ₂ -
8	S	H	-(S)-CH(ethyl)-CH ₂ -
9	S	H	-(S)-CH(methyl)-CH ₂ -
10	S	H	-(R)-CH(methyl)-CH ₂ -
11	O	H	-(S)-CH(ethyl)-CH ₂ -
12	S	H	-(R)-CH ₂ -CH(CH ₃)-
13	S	H	-(S)-CH ₂ -CH(CH ₃)-
14	O	H	-(R)-CH ₂ -CH(CH ₃)-
15	S	6-methoxy	-CH ₂ -CH ₂ -
16	S	5-methyl	-CH ₂ -CH ₂ -
17	S	3-chloro	-CH ₂ -CH ₂ -
18	O	5-methyl	-CH ₂ -CH ₂ -
19	O	6-methyl	-CH ₂ -CH ₂ -
20	S	4-CF ₃	-CH ₂ -CH ₂ -
21	S	5-fluoro	-CH ₂ -CH ₂ -
22	S	5-methoxy	-CH ₂ -CH ₂ -
23	O	5-chloro	-CH ₂ -CH ₂ -
24	O	7-methoxy	-CH ₂ -CH ₂ -
25	O	5-methoxy	-CH ₂ -CH ₂ -

Cpd#	Z	R	Y
26	O	5-(2-methoxyethoxy)-	-CH ₂ -CH ₂ -
27	O	5-(2-morpholin-4-ylethoxy)-	-CH ₂ -CH ₂ -
28	O	5-pyridin-3-ylmethoxy	-CH ₂ -CH ₂ -
29	O	3-methyl	-CH ₂ -CH ₂ -
30	S	3 methyl	-CH ₂ -CH ₂ -
31	O	5-(2-hydroxyethoxy)-	-CH ₂ -CH ₂ -
32	O	5-(2- <i>N,N</i> -dimethylaminoethoxy)-	-CH ₂ -CH ₂ -
33	O	6-CH ₃ OCH ₂ CH ₂ O	-CH ₂ -CH ₂ -
34	O	6-(2-morpholin-4-ylethoxy)-	-CH ₂ -CH ₂ -
35	O	6-pyridin-3ylmethoxy-	-CH ₂ -CH ₂ -
36	O	3-ethyl	-CH ₂ -CH ₂ -
37	NH	5-fluoro	-CH ₂ -CH ₂ -
38	NH	5-methoxy	-CH ₂ -CH ₂ -
39	O	3-CH ₃ OCH ₂	-CH ₂ -CH ₂ -
40	O	3-phenoxyethyl	-CH ₂ -CH ₂ -
41	NH	5,6-dimethoxy	-CH ₂ -CH ₂ -
42	O	3-morpholino-4-ylmethyl	-CH ₂ -CH ₂ -
43	O	3- <i>N,N</i> -dimethylaminomethyl	-CH ₂ -CH ₂ -
44	O	3- <i>i</i> -propoxymethyl	-CH ₂ -CH ₂ -
45	O	7-phenoxyethyl	-CH ₂ -CH ₂ -
46	O	7-CH ₃ OCH ₂	-CH ₂ -CH ₂ -
47	O	7-morpholino-4-ylmethyl	-CH ₂ -CH ₂ -
48	O	7- <i>N,N</i> -dimethylaminomethyl	-CH ₂ -CH ₂ -
49	S	5-methyl	-CH ₂ -CH ₂ -CH ₂ -
50	S	6-methoxy	-CH ₂ -CH ₂ -CH ₂ -
51	O	7-CH ₃ OCH ₂	-CH ₂ -CH ₂ -CH ₂ -
52	O	7-phenoxyethyl	-CH ₂ -CH ₂ -CH ₂ -
53	O	5-CH ₃ OCH ₂ CH ₂ O	-(<i>R</i>)-CH ₂ -CH(CH ₃)-
54	O	H	(<i>R</i>)-CH(CH ₃ Smethyl)- CH ₂ -
55	O	H	(<i>R</i>)-CH(CH ₃ SO ₂ - methyl)-CH ₂ -

Cpd#	Z	R	Y
56	O	3-(2-phenylethyl)-	-CH ₂ -CH ₂ -
57	O	3-(<i>N</i> -methyl- <i>N</i> -benzylaminomethyl)-	-CH ₂ -CH ₂ -
58	O	3-(<i>N</i> -methyl- <i>N</i> -2-phenylethyl-aminomethyl)-	-CH ₂ -CH ₂ -
59	O	3-(3-hydroxypropylthiomethyl)-	-CH ₂ -CH ₂ -
60	O	3-(3-hydroxypropylsulfinylmethyl)-	-CH ₂ -CH ₂ -
61	O	3-(3-hydroxypropylsulfonylmethyl)-	-CH ₂ -CH ₂ -
62	O	3-(<i>N</i> -methyl- <i>N</i> -2-indol-3-ylethylaminomethyl)-	-CH ₂ -CH ₂ -
63	O	3-[2-(3-trifluoromethylphenyl)ethyl]-	-CH ₂ -CH ₂ -
64	O	3-[2-(3-trifluoromethoxyphenyl)ethyl]-	-CH ₂ -CH ₂ -
65	O	3-(<i>N</i> -hydroxyaminocarbonylmethylaminomethyl)-	-CH ₂ -CH ₂ -
66	O	3-(2-carboxyethylamino-methyl)-	-CH ₂ -CH ₂ -
67	O	H	(<i>RS</i>)-CH ₂ CH-(phenoxy-methyl)-
68	O	3-(3-hydroxypropyloxymethyl)-	-CH ₂ -CH ₂ -
69	O	3-(2-fluorophenoxy-methyl)-	-CH ₂ -CH ₂ -
70	O	3-(3-fluorophenoxy-methyl)-	-CH ₂ -CH ₂ -
71	O	3-(4-fluorophenoxy-methyl)-	-CH ₂ -CH ₂ -
72	O	3-(2-methoxyethyloxymethyl)-	-CH ₂ -CH ₂ -
73	O	3-(pyridin-4-yloxymethyl)-	-CH ₂ -CH ₂ -
74	O	3-(2,4,6-trifluorophenoxy-methyl)-	-CH ₂ -CH ₂ -
75	O	3-(2-oxopyridin-1-ylmethyl)-	-CH ₂ -CH ₂ -
76	O	3-(2,2,2-trifluoroethoxy-methyl)-	-CH ₂ -CH ₂ -
77	O	3-(4-imidazol-1-ylphenoxy-methyl)-	-CH ₂ -CH ₂ -
78	O	3-(4-[1.2.4]-triazin-1-ylphenoxy-methyl)-	-CH ₂ -CH ₂ -
79	O	3-(pyrrolidin-1-ylmethyl)-	-CH ₂ -CH ₂ -
80	O	3-(piperidin-1-ylmethyl)-	-CH ₂ -CH ₂ -

Cpd#	Z	R	Y
81	O	3-(4-trifluoromethylpiperidin-ylmethyl)-	-CH ₂ -CH ₂ -
82	O	3-(4-methylpiperazin-1-yl-methyl)-	-CH ₂ -CH ₂ -
83	O	3-(3,3,3-trifluoropropoxy-methyl)-	-CH ₂ -CH ₂ -
84	O	4-methyl	-CH ₂ -CH ₂ -
85	O	3-(4-fluorophenylthiomethyl)-	-CH ₂ -CH ₂ -
86	O	3-(4-fluorophenylsulfinyl-methyl)-	-CH ₂ -CH ₂ -
87	O	3-(4-fluorophenylsulfonyl-methyl)-	-CH ₂ -CH ₂ -
88	O	3-(2,2,2-trifluoroethoxy-methyl)-	(S)-CH(ethyl)-CH ₂ -
89	O	4-hydroxy	-CH ₂ -CH ₂ -
90	O	5-chloro	(S)-CH(ethyl)-CH ₂ -
91	O	5-chloro	(R)-CH ₂ -CH(methyl)-
92	O	4-pyridin-3-ylmethoxy-methyl	-CH ₂ -CH ₂ -
93	O	4-methoxy	-CH ₂ -CH ₂ -
94	O	4-(2-methoxyethoxy)-	-CH ₂ -CH ₂ -
95	O	4-pyridin-3-ylmethoxy	-CH ₂ -CH ₂ -
96	NH	4-methoxy	-CH ₂ -CH ₂ -
97	O	3-(2-methoxyethoxymethyl)-	(S)-CH(ethyl)-CH ₂ -
98	O	3-(2-methoxyethoxymethyl)-	(R)-CH ₂ -CH(methyl)-
99	O	3- <i>N,N</i> -diethylaminomethyl	-CH ₂ -CH ₂ -
100	O	5-(2-methoxyethoxy)-	(S)-CH(ethyl)-CH ₂ -
101	O	5-tetrahydropyran-4-yloxy	-CH ₂ -CH ₂ -
102	O	5-tetrahydropyran-4-yloxy	(S)-CH(ethyl)-CH ₂ -
103	O	5-tetrahydropyran-4-yloxy	(R)-CH ₂ -CH(methyl)-
104	O	5-(2,2,2-trifluoroethoxy)-	-CH ₂ -CH ₂ -
105	O	5-(2-pyrrolidin-1-ylethyloxy)-	-CH ₂ -CH ₂ -
106	O	5-(2-pyrrolidin-1-ylethyloxy)-	(S)-CH(ethyl)-CH ₂ -
107	O	5-(2-pyrrolidin-1-ylethyloxy)-	(R)-CH ₂ -CH(methyl)-
108	O	5-(piperidin-4-yloxy)-	-CH ₂ -CH ₂ -
109	O	H	(S)-CH(2-CH ₃ Sethyl)- CH ₂ -
110	O	H	(S)-CH(2-

Cpd#	Z	R	Y
			CH ₃ SO ₂ ethyl)-CH ₂ -

5 and are named as:

N-hydroxy-4-[2-(benzothiophen-2-ylcarbonylamino)ethoxy]-benzamide;

N-hydroxy-4-[2-(benzofuran-2-ylcarbonylamino)ethoxy]-benzamide;

N-hydroxy-4-[2-(1*H*-indol-2-ylcarbonylamino)ethoxy]-benzamide;

N-hydroxy-4-[2-(1-methylindol-2-ylcarbonylamino)ethoxy]-benzamide;

10 *N*-hydroxy-4-[3-(benzothiophen-2-ylcarbonylamino)propoxy]-benzamide;

N-hydroxy-4-[3-(benzofuran-2-ylcarbonylamino)propoxy]-benzamide;

N-hydroxy-4-[2*S*-(benzothiophen-2-ylcarbonylamino)-3-methylbutoxy]-benzamide;

N-hydroxy-4-[2*S*-(benzothiophen-2-ylcarbonylamino)butoxy]-benzamide;

N-hydroxy-4-[2*S*-(benzothiophen-2-ylcarbonylamino)-propoxy]-benzamide;

15 *N*-hydroxy-4-[2*R*-(benzothiophen-2-ylcarbonylamino)-propoxy]-benzamide;

N-hydroxy-4-[2*S*-(benzofuran-2-ylcarbonylamino)butoxy]-benzamide;

N-hydroxy-4-[2-(benzothiophen-2-ylcarbonylamino)-1*R*-methylethoxy]-benzamide;

N-hydroxy-4-[2-(benzothiophen-2-ylcarbonylamino)-1*S*-methylethoxy]-benzamide;

N-hydroxy-4-[2-(benzofuran-2-ylcarbonylamino)-1*R*-methylethoxy]-benzamide;

20 *N*-hydroxy-4-[2-(6-methoxybenzothiophen-2-ylcarbonylamino)ethoxy]-benzamide;

N-hydroxy-4-[2-(5-methylbenzothiophen-2-ylcarbonylamino)ethoxy]-benzamide;

N-hydroxy-4-[2-(3-chlorobenzothiophen-2-ylcarbonylamino)ethoxy]-benzamide;

N-hydroxy-4-[2-(5-methylbenzofuran-2-ylcarbonylamino)ethoxy]-benzamide;

N-hydroxy-4-[2-(6-methylbenzofuran-2-ylcarbonylamino)ethoxy]-benzamide;

25 *N*-hydroxy-4-[2-(4-trifluoromethylbenzothiophen-2-ylcarbonylamino)ethoxy]-benzamide;

N-hydroxy-4-[2-(5-fluorobenzothiophen-2-ylcarbonylamino)ethoxy]-benzamide;

N-hydroxy-4-[2-(5-methoxybenzothiophen-2-ylcarbonylamino)ethoxy]-benzamide;

N-hydroxy-4-[2-(5-chlorobenzofuran-2-ylcarbonylamino)ethoxy]-benzamide;

N-hydroxy-4-[2-(7-methoxybenzofuran-2-ylcarbonylamino)ethoxy]-benzamide;

30 *N*-hydroxy-4-[2-(5-methoxybenzofuran-2-ylcarbonylamino)ethoxy]-benzamide;

N-hydroxy-4-{2-[5-(2-methoxyethoxy)benzofuran-2-ylcarbonylamino]ethoxy}-benzamide;

N-hydroxy-4-{2-[5-(2-morpholin-4-ylethoxy)benzofuran-2-ylcarbonylamino]ethoxy}-
benzamide;

N-hydroxy-4-{2-[5-(pyridin-3-ylmethoxy)benzofuran-2-ylcarbonylamino]ethoxy}-benzamide;

35 *N*-hydroxy-4-[2-(3-methylbenzofuran-2-ylcarbonylamino)ethoxy]-benzamide;

N-hydroxy-4-[2-(3-methylbenzothiophen-2-ylcarbonylamino)ethoxy]-benzamide;

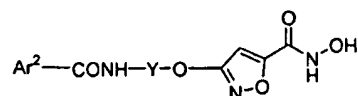
- 5 *N*-hydroxy-4-{2-[5-(2-hydroxyethoxy)benzofuran-2-ylcarbonylamino]ethoxy}benzamide;
N-hydroxy-4-{2-[5-(2-*N,N*-dimethylaminoethoxy)benzofuran-2-ylcarbonylamino]ethoxy}-
benzamide;
N-hydroxy-4-{2-[6-(2-methoxyethoxy)benzofuran-2-ylcarbonylamino]ethoxy}-benzamide;
N-hydroxy-4-{2-[6-(2-morpholin-4-ylethoxy)benzofuran-2-ylcarbonylamino]ethoxy}-
10 benzamide;
N-hydroxy-4-{2-[6-(pyridin-3-ylmethoxy)benzofuran-2-ylcarbonylamino]ethoxy}-benzamide;
N-hydroxy-4-[2-(3-ethylbenzofuran-2-ylcarbonylamino)ethoxy]-benzamide;
N-hydroxy-4-[2-(5-fluoroindol-2-ylcarbonylamino)ethoxy]-benzamide;
N-hydroxy-4-[2-(5-methoxyindol-2-ylcarbonylamino)ethoxy]-benzamide;
- 15 *N*-hydroxy-4-{2-[3-(methoxymethyl)benzofuran-2-ylcarbonylamino]ethoxy}benzamide;
N-hydroxy-4-{2-[3-(phenoxyethyl)benzofuran-2-ylcarbonylamino]ethoxy}benzamide;
N-hydroxy-4-[2-(5,6-dimethoxyindol-2-ylcarbonylamino)ethoxy]-benzamide;
N-hydroxy-4-{2-[3-(morpholin-4-ylmethyl)benzofuran-2-ylcarbonylamino]ethoxy}-
benzamide;
- 20 *N*-hydroxy-4-{2-[3-(*N,N*-dimethylaminomethyl)benzofuran-2-ylcarbonylamino]ethoxy}-
benzamide;
N-hydroxy-4-{2-[3-(*i*-propoxymethyl)benzofuran-2-ylcarbonylamino]ethoxy}benzamide;
N-hydroxy-4-{2-[7-(phenoxyethyl)benzofuran-2-ylcarbonylamino]ethoxy}benzamide;
N-hydroxy-4-{2-[7-(methoxymethyl)benzofuran-2-ylcarbonylamino]ethoxy}benzamide;
- 25 *N*-hydroxy-4-{2-[7-(morpholin-4-ylmethyl)benzofuran-2-ylcarbonylamino]ethoxy}-
benzamide;
N-hydroxy-4-{2-[7-(*N,N*-dimethylaminomethyl)benzofuran-2-ylcarbonylamino]ethoxy}-
benzamide;
N-hydroxy-4-{3-[5-(methyl)benzothiophen-2-ylcarbonylamino]propoxy}-benzamide;
- 30 *N*-hydroxy-4-{3-[6-(methoxy)benzothiophen-2-ylcarbonylamino]propoxy}-benzamide;
N-hydroxy-4-{3-[7-(methoxymethyl)benzofuran-2-ylcarbonylamino]propoxy}-benzamide;
N-hydroxy-4-{3-[7-(phenoxyethyl)benzofuran-2-ylcarbonylamino]propoxy}-benzamide;
N-hydroxy-4-{2-[5-(2-methoxyethoxy)benzofuran-2-ylcarbonylamino]-1*R*-methyl
ethoxy}benzamide.
- 35 *N*-hydroxy-4-(2*R*-benzofuran-2-ylcarbonylamino-3-methylthiopropoxy)benzamide;
N-hydroxy-4-(2*R*-benzofuran-2-ylcarbonylamino-3-methylsulfonylpropoxy)benzamide;
N-hydroxy-4-{2-[3-(2-phenylethyl)benzofuran-2-ylcarbonylamino]ethoxy}benzamide;

- 5 *N*-hydroxy-4-{2-[3-(*N*-methyl-*N*-benzylaminomethyl)benzofuran-2-ylcarbonylamino]-ethoxy}benzamide;
N-hydroxy-4-{2-[3-(*N*-methyl-*N*-2-phenylethylaminomethyl)benzofuran-2-ylcarbonylamino]-ethoxy}benzamide;
N-hydroxy-4-{2-[3-(3-hydroxypropylthiomethyl)benzofuran-2-ylcarbonylamino]-
- 10 ethoxy}benzamide;
N-hydroxy-4-{2-[3-(3-hydroxypropylsulfinylmethyl)benzofuran-2-ylcarbonylamino]-ethoxy}benzamide;
N-hydroxy-4-{2-[3-(3-hydroxypropylsulfonylmethyl)benzofuran-2-ylcarbonylamino]-ethoxy}benzamide;
- 15 *N*-hydroxy-4-{2-[3-(*N*-methyl-*N*-2-indol-3-ylethylaminomethyl)benzofuran-2-ylcarbonylamino]-ethoxy}benzamide;
N-hydroxy-4-{2-[3-(2-(3-trifluoromethylphenyl)ethyl)benzofuran-2-ylcarbonylamino]-ethoxy}benzamide;
N-hydroxy-4-{2-[3-(2-(3-trifluoromethoxyphenyl)ethyl)benzofuran-2-ylcarbonylamino]-
- 20 ethoxy}benzamide;
N-hydroxy-4-{2-[3-(*N*-hydroxyaminocarbonylmethylaminomethyl)benzofuran-2-ylcarbonylamino]ethoxy}benzamide;
N-hydroxy-4-{2-[3-(2-carboxyethylaminomethyl)benzofuran-2-ylcarbonylamino]-ethoxy}benzamide; and
- 25 *N*-hydroxy-4-[2-(benzofuran-2-ylcarbonylamino)-1*RS*-phenoxyethoxy]-benzamide.
N-hydroxy-4-{2-[3-(3-hydroxypropoxymethyl)benzofuran-2-ylcarbonylamino]ethoxy}-benzamide;
N-hydroxy-4-{2-[3-(2-fluorophenoxyethyl)benzofuran-2-ylcarbonylamino]ethoxy}-benzamide;
- 30 *N*-hydroxy-4-{2-[3-(3-fluorophenoxyethyl)benzofuran-2-ylcarbonylamino]ethoxy}-benzamide;
N-hydroxy-4-{2-[3-(4-fluorophenoxyethyl)benzofuran-2-ylcarbonylamino]ethoxy}-benzamide;
N-hydroxy-4-{2-[3-(2-methoxyethyloxymethyl)benzofuran-2-ylcarbonylamino]ethoxy}-
- 35 benzamide;
N-hydroxy-4-{2-[3-(pyridin-4-yloxymethyl)benzofuran-2-ylcarbonylamino]ethoxy}-benzamide;

- 5 *N*-hydroxy-4-{2-[3-(2,4,6-trifluorophenoxy)methyl]benzofuran-2-ylcarbonylamino]-ethoxy}benzamide;
N-hydroxy-4-{2-[3-(2-oxopyridin-1-ylmethyl)benzofuran-2-ylcarbonylamino]ethoxy}-benzamide;
N-hydroxy-4-{2-[3-(2,2,2-trifluoroethoxymethyl)benzofuran-2-ylcarbonylamino]-
- 10 ethoxy}benzamide;
N-hydroxy-4-{2-[3-(4-imidazol-1-ylphenoxy)methyl]benzofuran-2-ylcarbonylamino]-ethoxy}benzamide;
N-hydroxy-4-{2-[3-(4-[1.2.4]-triazin-1-ylphenoxy)methyl]benzofuran-2-ylcarbonyl- amino]ethoxy}benzamide;
- 15 *N*-hydroxy-4-{2-[3-(pyrrolidin-1-methyl)benzofuran-2-ylcarbonylamino]ethoxy}-benzamide;
N-hydroxy-4-{2-[3-(piperidin-1-methyl)benzofuran-2-ylcarbonylamino]ethoxy}-benzamide;
N-hydroxy-4-{2-[3-(4-trifluoromethylpiperidin-1-methyl)benzofuran-2-ylcarbonylamino]- ethoxy}benzamide;
N-hydroxy-4-{2-[3-(4-methylpiperazin-1-methyl)benzofuran-2-ylcarbonylamino]-
- 20 ethoxy}benzamide;
N-hydroxy-4-{2-[3-(3,3,3-trifluoropropylloxymethyl)benzofuran-2-ylcarbonylamino]- ethoxy}benzamide;
N-hydroxy-4-[2-(4-methylbenzofuran-2-ylcarbonylamino)-ethoxy]benzamide;
N-hydroxy-4-{2-[3-(4-fluorophenylthiomethyl)benzofuran-2-ylcarbonylamino]-ethoxy}-
- 25 benzamide;
N-hydroxy-4-{2-[3-(4-fluorophenylsulfinylmethyl)benzofuran-2-ylcarbonylamino]-ethoxy}- benzamide;
N-hydroxy-4-{2-[3-(4-fluorophenylsulfonylmethyl)benzofuran-2-ylcarbonylamino]-ethoxy}- benzamide;
- 30 *N*-hydroxy-4-{2*S*-[3-(2,2,2-trifluoroethoxymethyl)benzofuran-2-ylcarbonylamino]-butoxy}- benzamide;
N-hydroxy-4-[2-(4-hydroxybenzofuran-2-ylcarbonylamino)ethoxy]benzamide;
N-hydroxy-4-[2*S*-(5-chlorobenzofuran-2-ylcarbonylamino)butoxy]benzamide;
N-hydroxy-4-[2-(5-chlorobenzofuran-2-ylcarbonylamino)-1*R*-methylethoxy]benzamide;
- 35 *N*-hydroxy-4-[2-(4-pyridin-3-ylmethyloxymethyl)benzofuran-2-ylcarbonylamino)- ethoxy]benzamide;
N-hydroxy-4-[2-(4-methoxybenzofuran-2-ylcarbonylamino)ethoxy]benzamide;
N-hydroxy-4-{2-[4-(2-methoxyethoxy)benzofuran-2-ylcarbonylamino]ethoxy}-benzamide;

- 5 *N*-hydroxy-4-[2-(4-pyridin-3-ylmethoxybenzofuran-2-ylcarbonylamino)-ethoxy]benzamide;
N-hydroxy-4-[2-(4-methoxyindol-2-ylcarbonylamino)ethoxy]benzamide;
N-hydroxy-4-{2*S*-[3-(2-methoxyethyloxymethyl)benzofuran-2-ylcarbonylamino]-
butoxy}benzamide;
N-hydroxy-4-{2-[3-(2-methoxyethyloxymethyl)benzofuran-2-ylcarbonylamino]-1*R*-methyl-
10 ethoxy}benzamide;
N-hydroxy-4-{2-[3-(*N,N*-diethylaminomethyl)benzofuran-2-ylcarbonylamino]ethoxy}-
benzamide;
N-hydroxy-4-{2*S*-[5-(2-methoxyethyloxy)benzofuran-2-ylcarbonylamino]butoxy}-benzamide;
N-hydroxy-4-{2-[5-(tetrahydropyran-4-yloxy)benzofuran-2-ylcarbonylamino]ethoxy}-
15 benzamide;
N-hydroxy-4-{2*S*-[5-(tetrahydropyran-4-yloxy)benzofuran-2-ylcarbonylamino]butoxy}-
benzamide;
N-hydroxy-4-{2-[5-(tetrahydropyran-4-yloxy)benzofuran-2-ylcarbonylamino]-1*R*-methyl-
ethoxy}benzamide;
20 *N*-hydroxy-4-{2-[5-(2,2,2-trifluoroethyloxy)benzofuran-2-ylcarbonylamino]ethoxy}-
benzamide;
N-hydroxy-4-{2-[5-(2-pyrrolidin-1-ylethyloxy)benzofuran-2-ylcarbonylamino]ethoxy}-
benzamide;
N-hydroxy-4-{2*S*-[5-(2-pyrrolidin-1-ylethyloxy)benzofuran-2-ylcarbonylamino]butoxy}-
25 benzamide;
N-hydroxy-4-{2-[5-(2-pyrrolidin-1-ylethyloxy)benzofuran-2-ylcarbonylamino]-1*R*-methyl-
ethoxy}benzamide;
N-hydroxy-4-{2-[5-(piperidin-4-yloxy)benzofuran-2-ylcarbonylamino]ethoxy}-benzamide;
N-hydroxy-4-[2*S*-(benzofuran-2-ylcarbonylamino)-4-methylthiobutoxy]benzamide; and
30 *N*-hydroxy-4-[2*S*-(benzofuran-2-ylcarbonylamino)-4-methylsulfonylbutoxy]benzamide.

Compounds of Formula (I) where R^1 and R^3 are hydrogen, Ar^1 is isoxazol-5-yl and Ar^2 and Y are as defined in Table IV below are:



35

Table IV

Cpd #	Ar ²	Y
1	4-biphenyl	(R)-CH ₂ -CH(CH ₃)-
2	4-biphenyl	(S)-CH(ethyl)-CH ₂ -
3	benzofuran-2-yl	-CH ₂ -CH ₂ -
4	<i>trans</i> phenyl-CH=CH-	-CH ₂ -CH ₂ -
5	4-(2-ethoxyphenyl)phenyl	-CH ₂ -CH ₂ -CH ₂ -
6	3-biphenyl	-CH ₂ -CH ₂ -CH ₂ -
7	4-biphenyl	-CH ₂ -CH ₂ -CH ₂ -
8	naphth-2-yl	-CH ₂ -CH ₂ -
9	3-methylbiphen-4-yl	-CH ₂ -CH ₂ -
10	2'-ethoxybiphen-4-yl	-CH ₂ -CH ₂ -
11	3-methylbiphen-4-yl	-CH ₂ -CH ₂ -CH ₂ -
12	4-phenylthiazol-2-yl	-CH ₂ -CH ₂ -CH ₂ -
13	naphth-2-yl	-CH ₂ -CH ₂ -CH ₂ -
14	naphth-1-yl	-CH ₂ -CH ₂ -CH ₂ -
15	2-(2-phenylethyl)phenyl	-CH ₂ -CH ₂ -CH ₂ -
16	naphth-1-yl	-CH ₂ -CH ₂ -
17	benzofuran-2-yl	(S)-CH(ethyl)-CH ₂ -
18	3-biphenyl	(S)-CH(ethyl)-CH ₂ -
19	benzofuran-2-yl	(R)-CH ₂ -CH(methyl)-
20	3-biphenyl	(R)-CH ₂ -CH(methyl)-
21	3-biphenyl	-CH ₂ -CH ₂ -
22	4-biphenyl	-CH ₂ -CH ₂ -
23	4-phenylthiazol-2-yl	-CH ₂ -CH ₂ -
24	2-(2-phenylethyl)phenyl	-CH ₂ -CH ₂ -
25	2-biphenyl	-CH ₂ -CH ₂ -
26	2-biphenyl	-CH ₂ -CH ₂ -CH ₂ -
27	naphth-2-yl	(S)-CH(ethyl)-CH ₂ -
28	naphth-1-yl	(S)-CH(ethyl)-CH ₂ -
29	naphth-2-yl	(R)-CH ₂ -CH(methyl)-
30	naphth-1-yl	(R)-CH ₂ -CH(methyl)-
31	benzofuran-2-yl	-CH ₂ -CH ₂ -CH ₂ -

Cpd #	Ar ²	Y
32	<i>trans</i> phenylCH=CH-	-CH ₂ -CH ₂ -CH ₂ -
33	3-(phoxymethyl)benzofuran-2-yl	-CH ₂ -CH ₂ -

- 5 and are named as:
- N*-hydroxy-3-[2-(biphen-4-ylcarbonylamino)-1*R*-methylethoxy]isoxazol-5-ylcarboxamide;
N-hydroxy-3-[2*S*-(biphen-4-ylcarbonylamino)butoxy]isoxazol-5-ylcarboxamide;
N-hydroxy-3-[2-(benzofuran-2-ylcarbonylamino)ethoxy]isoxazol-5-ylcarboxamide;
N-hydroxy-3-[2-(*trans*-cinnamoylamino)ethoxy]isoxazol-5-ylcarboxamide;
- 10 *N*-hydroxy-3-[3-(4-(2-ethoxyphenyl)phenylcarbonylamino)propoxy]isoxazol-5-ylcarboxamide;
N-hydroxy-3-[3-(biphen-3-ylcarbonylamino)propoxy]isoxazol-5-ylcarboxamide;
N-hydroxy-3-[3-(biphen-4-ylcarbonylamino)propoxy]isoxazol-5-ylcarboxamide;
N-hydroxy-3-[2-(naphth-2-ylcarbonylamino)ethoxy]isoxazol-5-ylcarboxamide;
N-hydroxy-3-[2-(3-methylbiphen-4-ylcarbonylamino)ethoxy]isoxazol-5-ylcarboxamide;
- 15 *N*-hydroxy-3-[2-(2'-ethoxylbiphen-4-ylcarbonylamino)ethoxy]isoxazol-5-ylcarboxamide;
N-hydroxy-3-[3-(3-methylbiphen-4-ylcarbonylamino)propoxy]isoxazol-5-ylcarboxamide;
N-hydroxy-3-[3-(4-phenylthiazol-2-ylcarbonylamino)propoxy]isoxazol-5-ylcarboxamide;
N-hydroxy-3-[3-(naphth-2-ylcarbonylamino)propoxy]isoxazol-5-ylcarboxamide;
N-hydroxy-3-[3-(naphth-1-ylcarbonylamino)propoxy]isoxazol-5-ylcarboxamide;
- 20 *N*-hydroxy-3-{3-[2-(2-phenylethyl)phenylcarbonylamino]propoxy}isoxazol-5-ylcarboxamide;
N-hydroxy-3-[2-(naphth-1-ylcarbonylamino)ethoxy]isoxazol-5-ylcarboxamide;
N-hydroxy-3-[2*S*-(benzofuran-2-ylcarbonylamino)butoxy]isoxazol-5-ylcarboxamide;
N-hydroxy-3-[2*S*-(biphen-3-ylcarbonylamino)butoxy]isoxazol-5-ylcarboxamide;
N-hydroxy-3-[2-(benzofuran-2-ylcarbonylamino)-1*R*-methylethoxy]isoxazol-5-ylcarboxamide;
- 25 *N*-hydroxy-3-[2-(biphen-3-ylcarbonylamino)-1*R*-methylethoxy]isoxazol-5-ylcarboxamide;
N-hydroxy-3-[2-(biphen-3-ylcarbonylamino)ethoxy]isoxazol-5-ylcarboxamide;
N-hydroxy-3-[2-(biphen-4-ylcarbonylamino)ethoxy]isoxazol-5-ylcarboxamide;
N-hydroxy-3-[2-(4-phenylthiazol-2-ylcarbonylamino)ethoxy]isoxazol-5-ylcarboxamide;
N-hydroxy-3-{2-[2-(2-phenylethyl)phenylcarbonylamino]ethoxy}isoxazol-5-ylcarboxamide;
- 30 *N*-hydroxy-3-[2-(biphen-2-ylcarbonylamino)ethoxy]isoxazol-5-ylcarboxamide;
N-hydroxy-3-[3-(biphen-2-ylcarbonylamino)propoxy]isoxazol-5-ylcarboxamide;
N-hydroxy-3-[2*S*-(naphth-2-ylcarbonylamino)butoxy]isoxazol-5-ylcarboxamide;
N-hydroxy-3-[2*S*-(naphth-1-ylcarbonylamino)butoxy]isoxazol-5-ylcarboxamide;
N-hydroxy-3-[2-(naphth-2-ylcarbonylamino)-1*R*-methylethoxy]isoxazol-5-ylcarboxamide;

- 5 *N*-hydroxy-3-[2-(naphth-1-ylcarbonylamino)-1*R*-methylethoxy]isoxazol-5-ylcarboxamide;
N-hydroxy-3-[3-(benzofuran-2-ylcarbonylamino)propoxy]isoxazol-5-ylcarboxamide;
N-hydroxy-3-[3-(*trans*-cinnamoylamino)propoxy]isoxazol-5-ylcarboxamide; and
N-hydroxy-3-[2-(3-phenoxyethylbenzofuran-2-ylcarbonylamino)ethoxy]isoxazol-5-yl-
carboxamide.

10

Preferred Embodiments

While the broadest definition of this invention is set forth in the Summary of the Invention, certain compounds of Formula (I) are preferred. For example:

I. A preferred group of compounds of Formula (I) is that wherein:

15 R^1 is hydrogen or alkyl;

X is $-O-$, $-NR^2-$, or $-S(O)_n$ where n is 0-2 and R^2 is hydrogen or alkyl;

Y is alkylene optionally substituted with cycloalkyl, optionally substituted phenyl, alkylthio, alkylsulfonyl, optionally substituted phenylalkylthio, optionally substituted phenylalkylsulfonyl, or hydroxy;

20 Ar^1 is phenylene or heteroarylene wherein said Ar^1 is optionally substituted with one or two groups independently selected from alkyl, halo, hydroxy, alkoxy, haloalkoxy, or haloalkyl;

R^3 is hydrogen, alkyl, hydroxyalkyl, or optionally substituted phenyl; and

Ar^2 is aryl, aralkyl, aralkenyl, heteroaryl, heteroaralkyl, heteroaralkenyl, cycloalkyl, cycloalkylalkyl, heterocycloalkyl, or heterocycloalkylalkyl;

25 wherein the terms aryl, heteroaryl, heterocycloalkyl, optionally substituted phenyl, optionally substituted heteroaryl, optionally substituted heterocycloalkyl, and aminoalkyl either alone or as part of another term (e.g., aralkyl, optionally substituted phenylalkylthio, aminoalkoxy, optionally substituted phenylcarbonylamino, optionally substituted heteroaryl, etc) contained within the scope of preferred Group I above, have the meaning given below:

30 "aryl" means a monovalent monocyclic or bicyclic aromatic hydrocarbon radical of 6 to 12 ring atoms e.g., phenyl, naphthyl or anthracenyl optionally substituted with one, two, or three substituents independently selected from alkyl, alkoxy, halo, haloalkyl, haloalkoxy, amino, alkylamino, dialkylamino, hydroxy, hydroxyalkyl, hydroxyalkoxy, hydroxyalkoxyalkyl, alkoxyalkoxyalkyl, optionally substituted phenyl, optionally substituted
35 heteroaryl, cycloalkoxy, cycloalkenyloxy, optionally substituted phenylcarbonylamino, optionally substituted heteroaryloxy, optionally substituted heteroaralkyloxy, aminoalkyl, aminoalkoxy, alkoxyalkyl, alkoxyalkoxy, methylenedioxy, haloalkoxyalkyl, optionally substituted phenoxyalkyl, optionally substituted heteroaryloxyalkyl, optionally substituted

5 heterocycloalkyloxyalkyl, optionally substituted heterocycloalkylalkyl, optionally substituted heterocycloalkylalkyloxy, optionally substituted heterocycloalkyloxy, -alkylene-S(O)_n-R^a (where n is 0 to 2 and R^a is alkyl, haloalkyl, optionally substituted phenyl, optionally substituted phenylalkyl, optionally substituted heteroaryl, or optionally substituted heteroaralkyl), -alkylene-NHSO₂-R^b (where R^b is alkyl, haloalkyl, optionally substituted phenyl, optionally substituted phenylalkyl, optionally substituted heteroaryl, optionally substituted heteroaralkyl, or optionally substituted heterocycloalkyl), or -alkylene-NHCO-R^c (where R^c is alkyl, haloalkyl, optionally substituted phenyl, optionally substituted phenylalkyl, optionally substituted heteroaryl, optionally substituted heteroaralkyl, or optionally substituted heterocycloalkyl) wherein the alkyl chain in haloalkoxyalkyl, optionally substituted phenyloxyalkyl, optionally substituted heteroaryloxyalkyl, or aminoalkyl is optionally substituted with one or two fluoro. More preferably, the aryl ring is optionally substituted with one, two, or three substituents independently selected from alkyl, alkoxy, halo, haloalkyl, haloalkoxy, amino, alkylamino, dialkylamino, hydroxy, hydroxyalkyl, hydroxyalkyloxy, optionally substituted phenyl, optionally substituted phenylalkyl, optionally substituted heteroaryl, cycloalkyloxy, cycloalkenyloxy, optionally substituted phenylcarbonylamino, optionally substituted heteroaryl, optionally substituted heteroaralkyloxy, aminoalkyl, aminoalkoxy, alkoxyalkyl, alkoxyalkyloxy, methylenedioxy, optionally substituted phenyloxyalkyl, optionally substituted heteroaryloxyalkyl, optionally substituted heterocycloalkylalkyl, optionally substituted heterocycloalkylalkyloxy, optionally substituted heterocycloalkyloxyalkyl, or optionally substituted heterocycloalkyloxy. Preferably, the substituents are independently methoxy, methyl, ethyl, chloro, trifluoromethyl, fluoro, 2-methoxyethoxy, 2-(morpholin-4-yl)ethoxy, pyridin-3-ylmethoxy, 2-hydroxyethoxy, 2-(*N,N*-dimethylamino)ethoxy, methoxymethyl, phenoxymethyl, 2-morpholino-4-ylethyl, morpholino-4-ylmethyl, *N,N*-dimethylaminomethyl, *i*-propoxymethyl, or phenoxymethyl;

30 "heterocycloalkyl" means a saturated monovalent cyclic group of 3 to 8 ring atoms in which one or two ring atoms are heteroatoms selected from N, O, or S(O)_n, where n is an integer from 0 to 2, the remaining ring atoms being C. More specifically the term heterocycloalkyl includes, but is not limited to, pyrrolidino, piperidino, morpholino, piperazino, tetrahydropyranyl, and thiomorpholino, and the derivatives thereof (formed when the heterocycloalkyl ring is substituted with a substituent listed below); or an *N*-oxide or a protected derivative thereof. The heterocycloalkyl is optionally fused to aryl and is optionally substituted with one, two, or three substituents independently selected from alkyl, alkoxy, halo, haloalkyl, haloalkoxy, hydroxy, amino, alkylamino, dialkylamino, hydroxyalkyl,

5 hydroxyalkoxy, optionally substituted phenyl, optionally substituted heteroaryl,
cycloalkoxy, cycloalkenyloxy, optionally substituted phenylcarbonylamino, optionally
substituted heteroaryl, optionally substituted heteroaralkyloxy, aminoalkyl, aminoalkoxy,
alkoxyalkyl, alkoxyalkyloxy, methylenedioxy, optionally substituted phenoxyalkyl,
optionally substituted heterocycloalkylalkyl, optionally substituted heterocycloalkylalkyloxy,
10 or optionally substituted heterocycloalkyloxy. Preferably, the substituents are independently
methoxy, methyl, ethyl, chloro, trifluoromethyl, fluoro, 2-methoxyethoxy, 2-(morpholin-4-
yl)ethoxy, pyridin-3-ylmethoxy, 2-hydroxyethoxy, 2-(*N,N*-dimethylamino)ethoxy,
methoxymethyl, phenoxymethyl, 2-morpholino-4-ylethyl, morpholino-4-ylmethyl, *N,N*-
dimethylaminomethyl, *i*-propoxymethyl, or phenoxymethyl;

15 “heteroaryl” means a monovalent monocyclic or bicyclic aromatic radical of 5 to 10
ring atoms containing one or more, preferably one, two, or three ring heteroatoms selected
from N, O, or S, the remaining ring atoms being carbon. More specifically the term heteroaryl
includes, but is not limited to, pyridyl, pyrrolyl, imidazolyl, thienyl, furanyl, indolyl, quinolyl,
pyrazinyl, pyrimidinyl, pyridazinyl, oxazolyl, isoxazolyl, benzoxazolyl, benzothiophenyl,
20 benzthiazolyl, quinolinyl, isoquinolinyl, benzopyranyl, and thiazolyl, and the derivatives
thereof (formed when the heteroaryl ring is substituted with a substituent listed below), or an
N-oxide or a protected derivative thereof. The heteroaryl ring is optionally substituted with
one, two, or three substituents independently selected from alkyl, alkoxy, halo, haloalkyl,
haloalkoxy, amino, alkylamino, dialkylamino, hydroxy, hydroxyalkyl, hydroxyalkyloxy,
25 hydroxyalkoxyalkyl, alkoxyalkyloxyalkyl, optionally substituted phenyl, optionally substituted
heteroaryl, cycloalkoxy, cycloalkenyloxy, optionally substituted phenylcarbonylamino,
optionally substituted heteroaryl, optionally substituted heteroaralkyloxy, aminoalkyl,
aminoalkoxy, alkoxyalkyl, alkoxyalkyloxy, methylenedioxy, haloalkoxyalkyl, optionally
substituted phenoxyalkyl, optionally substituted heteroaryloxyalkyl, optionally substituted
30 heterocycloalkoxyalkyl, optionally substituted heterocycloalkylalkyl, optionally substituted
heterocycloalkylalkyloxy, optionally substituted heterocycloalkyloxy, -alkylene-S(O)_n-R^a
(where *n* is 0 to 2 and R^a is alkyl, haloalkyl, optionally substituted phenyl, optionally
substituted phenylalkyl, optionally substituted heteroaryl, or optionally substituted
heteroaralkyl), -alkylene-NHSO₂-R^b (where R^b is alkyl, haloalkyl, optionally substituted
35 phenyl, optionally substituted phenylalkyl, optionally substituted heteroaryl, optionally
substituted heteroaralkyl, or optionally substituted heterocycloalkyl), or -alkylene-NHCO-R^c
(where R^c is alkyl, haloalkyl, optionally substituted phenyl, optionally substituted phenylalkyl,
optionally substituted heteroaryl, optionally substituted heteroaralkyl, or optionally substituted

5 heterocycloalkyl) wherein the alkyl chain in haloalkoxyalkyl, optionally substituted
phenyloxyalkyl, optionally substituted heteroaryloxyalkyl, or aminoalkyl is optionally
substituted with one or two fluoro. More preferably, the substituents are independently
selected from alkyl, alkoxy, halo, haloalkyl, haloalkoxy, amino, alkylamino, dialkylamino,
hydroxy, hydroxyalkyl, hydroxyalkyloxy, optionally substituted phenyl, optionally substituted
10 heteroaryl, cycloalkyloxy, cycloalkenyloxy, optionally substituted phenylcarbonylamino,
optionally substituted heteroaryl, optionally substituted heteroaralkyloxy, aminoalkyl,
aminoalkoxy, alkoxyalkyl, alkoxyalkyloxy, methylenedioxy, optionally substituted
phenyloxyalkyl, optionally substituted heteroaryloxyalkyl, optionally substituted
heterocycloalkyloxyalkyl, optionally substituted heterocycloalkylalkyl, optionally substituted
15 heterocycloalkylalkyloxy, or optionally substituted heterocycloalkyloxy. Preferably, the
substituents are independently methoxy, methyl, ethyl, chloro, trifluoromethyl, fluoro, 2-
methoxyethoxy, 2-(morpholin-4-yl)ethoxy, pyridin-3-ylmethoxy, 2-hydroxyethoxy, 2-(*N,N*-
dimethylamino)ethoxy, methoxymethyl, phenoxyethyl, 2-morpholino-4-ylethyl, morpholino-
4-ylmethyl, *N,N*-dimethylaminomethyl, *i*-propoxymethyl, or phenoxyethyl;

20 "optionally substituted phenyl" means a phenyl ring optionally substituted with one,
two, or three substituents independently selected from alkyl, halo, alkoxy, alkylthio, haloalkyl,
haloalkoxy, heteroaryl (that is optionally substituted with one or two substituents
independently selected from alkyl, halo, hydroxy, alkoxy, carboxy, amino, alkylamino, or
dialkylamino), heterocycloalkyl (that is optionally substituted with one or two substituents
25 independently selected from alkyl, halo, hydroxy, alkoxy, carboxy, amino, alkylamino, or
dialkylamino), amino, alkylamino, dialkylamino, hydroxy, cyano, nitro, methylenedioxy,
aminocarbonyl, hydroxyalkyl, alkoxyalkyl, aminoalkyl, or carboxy or optionally
substituted with five fluorine atoms. More preferably, the substituents are independently
selected from alkyl, halo, alkoxy, alkylthio, trifluoromethyl, trifluoromethoxy, amino,
30 alkylamino, dialkylamino, hydroxy, cyano, nitro, methylenedioxy, aminocarbonyl,
hydroxyalkyl, alkoxyalkyl, aminoalkyl, or carboxy or optionally substituted with five
fluorine atoms;

"optionally substituted heteroaryl" means a monovalent monocyclic or bicyclic
aromatic radical of 5 to 10 ring atoms containing one or more, preferably one, two, or three
35 ring heteroatoms selected from N, O, or S, the remaining ring atoms being carbon which is
optionally substituted with one, two, or three substituents independently selected from alkyl,
halo, alkoxy, trifluoromethyl, trifluoromethoxy, amino, alkylamino, dialkylamino, hydroxy,
cyano, nitro, aminocarbonyl, hydroxyalkyl, alkoxyalkyl, aminoalkyl, optionally substituted

5 phenyl, optionally substituted phenoxy, carboxy, or heteroaryl that is optionally substituted with alkyl, halo, hydroxy, alkoxy, carboxy, amino, alkylamino, or dialkylamino. More specifically the term optionally substituted heteroaryl includes, but is not limited to, pyridyl, pyrrolyl, imidazolyl, thienyl, furanyl, indolyl, quinolyl, pyrazinyl, pyrimidinyl, pyridazinyl, oxazolyl, isoxazolyl, benzoxazolyl, quinolinyl, isoquinolinyl, benzopyranyl, and thiazolyl, and
10 the derivatives thereof (formed when the heteroaryl ring is substituted with a substituent listed below), or an *N*-oxide or a protected derivative thereof;

“optionally substituted heterocycloalkyl” a saturated monovalent cyclic group of 3 to 8 ring atoms in which one or two ring atoms are heteroatoms selected from N, O, or S(O)_n, where n is an integer from 0 to 2, the remaining ring atoms being C. The heterocycloalkyl is
15 optionally fused to aryl and is optionally substituted with one, two, or three substituents independently selected from alkyl, halo, alkoxy, trifluoromethyl, trifluoromethoxy, amino, alkylamino, dialkylamino, hydroxy, cyano, nitro, optionally substituted phenylalkyl, optionally substituted heteroalkyl, aminocarbonyl, hydroxyalkyl, alkoxy carbonyl, aminoalkyl, or carboxy. More specifically the term heterocycloalkyl includes, but is not limited to,
20 pyrrolidino, piperidino, morpholino, piperazino, tetrahydropyranyl, and thiomorpholino, and the derivatives thereof (formed when the heterocycloalkyl ring is substituted with a substituent listed below); or an *N*-oxide or a protected derivative thereof; and

“aminoalkyl” means a linear monovalent hydrocarbon radical of two to six carbon atoms or a branched monovalent hydrocarbon radical of three to six carbons substituted with at
25 least one, preferably one or two, -NRR' where R and R' are independently selected from hydrogen, alkyl, or -COR^a where R^a is alkyl, or an *N*-oxide derivative, or a protected derivative e.g., aminomethyl, methylaminoethyl, 2-ethylamino-2-methylethyl, 1,3-diaminopropyl, dimethylaminomethyl, diethylaminoethyl, acetylaminopropyl, and the like; and

the other terms contained within the scope of preferred Group I are as defined in the
30 definition section of this Application.

Within this group I:

- (A) A preferred group of compounds is that wherein R¹ and R³ are hydrogen, X is -O- and Y is ethylene or *n*-propylene, preferably ethylene.
- (B) Another preferred group of compounds is that wherein R¹ and R³ are hydrogen, X is -
35 O- and Y is -CH(C₂H₅)CH₂-, -CH(*i*-C₃H₇)CH₂-, or -CH(CH₃)CH₂- and the stereochemistry at the chiral carbon is (*S*). More preferably, Y is -CH(C₂H₅)CH₂-.
- (C) Yet another preferred group of compounds is that wherein R¹ and R³ are hydrogen, X is -O- and Y is -CH₂CH(CH₃) - and the stereochemistry at the chiral carbon is (*R*).

5 (i) Within the groups (A)-(C), a more preferred group of compounds is that wherein Ar¹ is phenylene in which the hydroxamate and the X group are para to each other and Ar² is aryl. Preferably Ar² is phenyl and is optionally substituted with one or two substituents independently selected from methoxy, ethoxy, phenyl, methyl, *tert*-butyl, pyrrol-1-yl, cyclohexene-3-oxy, pyridin-3-yl, pyridin-2-yl, benzoylamino, fluoro, chloro, or thiophen-2-ylmethoxy. More preferably, Ar² is phenyl, 4-biphenyl, 3-biphenyl, 4-*tert*-butylphenyl, 4-pyrrol-1-ylphenyl, 4-(cyclohexene-3-oxy)phenyl, 4-(pyridin-2-yl)phenyl, 4-(pyridin-3-yl)phenyl, 2,4-difluorophenyl, 3,4-dimethoxyphenyl, 3,5-dimethoxyphenyl, 3,4-difluorophenyl, 2,5-dimethylphenyl, 2,3-dichlorophenyl, 2,3-dimethylphenyl, 4-chloro-2-methoxyphenyl, 3-ethoxyphenyl, 4-methoxy-2-methylphenyl, 3-fluoro-4-methoxyphenyl, 2-thiophen-2-ylmethoxyphenyl, 3-thiophen-2-ylmethoxyphenyl, 2-biphenyl, or 2-pyrrol-1-ylphenyl.

(ii) Within the groups (A)-(C), another more preferred group of compounds is that wherein Ar¹ is phenylene in which the hydroxamate and the X group are para to each other and Ar² is *trans* aryl-CH=CH-. Preferably Ar² is *trans* phenyl-CH=CH- and is optionally substituted with alkoxy, preferably methoxy. Preferably, Ar² is *trans* phenyl-CH=CH-.

20 (iii) Within the groups (A)-(C), another more preferred group of compounds is that wherein Ar¹ is phenylene in which the hydroxamate and the X group are para to each other and Ar² is heteroaryl-CH=CH-. Preferably Ar² is pyridinyl-CH=CH-. Preferably, Ar² is *trans* 5-bromothiophen-2-yl-CH=CH- or *trans* indol-3-yl-CH=CH-.

(iv) Within the groups (A)-(C), another more preferred group of compounds is that wherein Ar¹ is phenylene in which the hydroxamate and the X group are para to each other and Ar² is heteroaryl. Preferably Ar² is pyridin-3-yl, thiophen-2-yl, quinolin-6-yl, thiazol-2-yl, benzthiazol-2-yl, benzoxazol-2-yl, furanyl, pyrrol-2-yl, indol-5-yl, indol-3-yl, indazol-3-yl, quinolin-3-yl, quinolin-1-yl, quinolin-8-yl, benzotriazol-4-yl, benzofuran-5-yl, isoquinolin-1-yl, isoquinolin-3-yl, quinoxalin-2-yl, quinolin-2-yl, or benzimidazol-5-yl wherein said rings are optionally substituted with phenyl, pyridin-4-yl, methyl, methoxy, or dimethylaminomethyl.

30 (v) Within the groups (A)-(C), another more preferred group of compounds is that wherein Ar¹ is phenylene in which the hydroxamate and the X group are para to each other and Ar² is indol-2-yl, benzofuran-2-yl or benzothiophen-2-yl which are optionally substituted with alkyl, alkoxy, halo, haloalkyl, alkoxyalkoxy, optionally substituted heterocycloalkylalkoxy, optionally substituted heteroaralkoxy, hydroxyalkoxy, aminoalkyl, aminoalkoxy, alkoxyalkoxy, alkoxyalkyl, optionally substituted phenoxyalkyl, or optionally substituted heterocycloalkylalkyl. Preferably, Ar² is benzofuran-2-yl or benzothiophen-2-yl wherein benzofuran-2-yl or benzothiophen-2-yl is optionally substituted with methoxy, methyl, chloro,

5 trifluoromethyl, fluoro, 2-methoxyethoxy, 2-morpholin-4-ylethoxy, pyridin-3-ylmethoxy, 2-hydroxyethoxy, 2-*N,N*-dimethylaminoethoxy, ethyl, methoxymethyl, 2-propyloxymethyl, phenoxymethyl, morpholin-4-ylmethyl, or *N,N*-dimethylaminomethyl which is located at the 3-position or 5-position, preferably 3-position of the benzothiophen-2-yl or benzofuran-2-yl ring. Even more preferably, Ar² is benzofuran-2-yl, 3-*N,N*-dimethylaminomethylbenzofuran-
10 2-yl, or 3-phenoxyethylbenzofuran-2-yl.

(vi) Within the groups (A)-(C), another more preferred group of compounds is that wherein Ar¹ is phenylene in which the hydroxamate and the X group are para to each other and Ar² is indol-2-yl, benzofuran-2-yl or benzothiophen-2-yl and is substituted with phenyloxyalkyl, substituted heteroaryloxyalkyl, substituted heterocycloalkyloxyalkyl, or
15 haloalkoxyalkyl which are located at the 3-position of the benzothiophen-2-yl and benzofuran-2-yl rings. Even more preferably, Ar² is 3-(2,2,2-trifluoroethyloxymethyl)benzofuran-2-yl.

(vii) Within the groups (A)-(C), another more preferred group of compounds is that wherein Ar¹ is heteroarylene and Ar² is aryl. Preferably Ar¹ is five membered heteroarylene ring containing one, two, or three heteroatoms independently selected from N, O or S, more
20 preferably Ar¹ is isoxazolyl where the hydroxamate and the X groups are located at the 5- and 3-position of the isoxazolyl ring, the oxygen atom in the ring being position 1 and Ar² is aryl. Preferably Ar² is phenyl that is optionally substituted with one or two substituents independently selected from methoxy, ethoxy, phenyl optionally substituted with ethoxy or methyl, methyl, *tert*-butyl, pyrrol-1-yl, cyclohexene-3-oxy, pyridin-3-yl, pyridin-2-yl,
25 benzoylamino, fluoro, chloro, or thiophen-2-ylmethoxy. More preferably, Ar² is phenyl, 4-biphenyl, 3-biphenyl, 2-(2-ethoxyphenyl)phenyl, 3-methylbiphen-4-yl, 4-*tert*-butylphenyl, 4-pyrrol-1-ylphenyl, 4-(cyclohexene-3-oxy)phenyl, 4-(pyridin-2-yl)phenyl, 4-(pyridin-3-yl)phenyl, 2,4-difluorophenyl, 3,4-dimethoxyphenyl, 3,5-dimethoxyphenyl, 3,4-difluorophenyl, 2,5-dimethylphenyl, 2,3-dichlorophenyl, 2,3-dimethylphenyl, 4-chloro-2-methoxyphenyl, 3-ethoxyphenyl, 4-methoxy-2-methylphenyl, 3-fluoro-4-methoxyphenyl, 2-thiophen-2-ylmethoxyphenyl, 3-thiophen-2-ylmethoxyphenyl, 2-biphenyl, or 2-pyrrol-1-ylphenyl.
30

(viii) Within the groups (A)-(C), another more preferred group of compounds is that wherein Ar¹ is heteroarylene and Ar² is aryl-CH=CH-. Preferably Ar¹ is five membered heteroarylene ring containing one, two, or three heteroatoms independently selected from N, O
35 or S, more preferably Ar¹ is isoxazolyl where the hydroxamate and the X groups are located at the 5- and 3-position of the isoxazolyl ring, the oxygen atom in the ring being position 1 and Ar² is phenyl-CH=CH- and is optionally substituted with alkoxy.

5 (ix) Within the groups (A)-(C), another more preferred group of compounds is that wherein Ar¹ is heteroarylene and Ar² is heteroaryl-CH=CH-. Preferably Ar¹ is five membered heteroarylene ring containing one, two, or three heteroatoms independently selected from N, O or S, more preferably Ar¹ is isoxazolyl where the hydroxamate and the X groups are located at the 5- and 3-position of the isoxazolyl ring, the oxygen atom in the ring being position 1 and
10 Ar² is pyridinylCH=CH-.

(x) Within the groups (A)-(C), another more preferred group of compounds is that wherein Ar¹ is heteroarylene and Ar² is heteroaryl. Preferably Ar¹ is five membered heteroarylene ring containing one, two, or three heteroatoms independently selected from N, O or S, more preferably Ar¹ is isoxazolyl where the hydroxamate and the X groups are located at the 5- and 3-position of the isoxazolyl ring, the oxygen atom in the ring being position 1 and
15 Ar² is pyridin-3-yl, thiophen-2-yl, quinolin-6-yl, thiazol-2-yl, benzthiazol-2-yl, benzoxazol-2-yl, furanyl, pyrrol-2-yl, indol-5-yl, indol-3-yl, indazol-3-yl, quinolin-3-yl, quinolin-8-yl, benzotriazol-4-yl, isoquinolin-1-yl, isoquinolin-3-yl, quinoxalin-2-yl, quinolin-2-yl, or benzimidazol-5-yl wherein said rings are optionally substituted with phenyl, pyridin-4-yl,
20 methyl, methoxy, or dimethylaminomethyl.

(xi) Within the groups (A)-(C), another more preferred group of compounds is that wherein Ar¹ is heteroarylene and Ar² is indol-2-yl, benzofuran-2-yl or benzothiophen-2-yl which are optionally substituted with alkyl, alkoxy, halo, haloalkyl, alkoxyalkyloxy, optionally substituted heterocycloalkylalkyloxy, optionally substituted heteroaralkyloxy, hydroxyalkoxy, aminoalkyloxy, alkoxyalkyloxy, alkoxyalkyl, optionally substituted phenyloxyalkyl, or
25 optionally substituted heterocycloalkylalkyl. Preferably Ar¹ is a five membered heteroarylene ring containing one, two, or three heteroatoms independently selected from N, O or S, more preferably Ar¹ is isoxazolyl where the hydroxamate and the X groups are located at the 5- and 3-position of the isoxazolyl ring, the oxygen atom in the ring being position 1 and Ar² is
30 benzofuran-2-yl and benzothiophen-2-yl which are optionally substituted with methoxy, methyl, chloro, trifluoromethyl, fluoro, 2-methoxyethoxy, 2-morpholin-4-ylethoxy, pyridin-3-ylmethoxy, 2-hydroxyethoxy, 2-*N,N*-dimethylaminoethoxy, ethyl, methoxymethyl, phenoxymethyl, morpholin-4-ylmethyl, or dimethylaminomethyl and are located at the 3-position of the benzothiophen-2-yl and benzofuran-2-yl rings. Even more preferably, Ar² is
35 benzofuran-2-yl or 3-phenoxymethylbenzofuran-2-yl.

(xii) Within the groups (A) and (B), another more preferred group of compounds is that wherein Ar² is substituted with alkoxyalkyloxy, optionally substituted heterocycloalkylalkyloxy, hydroxyalkoxy, aminoalkyloxy, alkoxyalkyloxy, alkoxyalkyl,

5 optionally substituted phenyloxyalkyl, optionally substituted heteroaryloxyalkyl, or optionally substituted heterocycloalkylalkyl. Within this group, a more preferred group of compounds is that wherein Ar¹ and Ar² are as described in preferred embodiments above.

II. Another preferred group of compounds of Formula (I) is that wherein X is -O- and R¹ and R³ are hydrogen.

10 III. Yet another preferred group of compounds of Formula (I) is that wherein X is -S(O)_n- and R¹ and R³ are hydrogen.

Within the above preferred groups II and III, a more preferred group of compounds is that wherein Y is alkylene.

15 Within the above preferred groups II and III, another more preferred group of compounds is that wherein Y is alkylene substituted with cycloalkyl, optionally substituted phenyl, alkylthio, alkylsulfinyl, alkylsulfonyl, optionally substituted phenylalkylthio, optionally substituted phenylalkylsulfonyl, hydroxyl, or optionally substituted phenoxy.

Within the above preferred groups II and III above and the more preferred groups contained therein, an even more preferred group of compounds is that where Ar¹ is phenylene.

20 Within the above preferred groups II and III above and the more preferred groups contained therein, another even more preferred group of compounds is that where Ar¹ is heteroarylene.

25 Within the above preferred groups II and III above and the more preferred, and even more preferred groups contained therein, when Ar¹ is phenylene, a particularly preferred group of compounds is that wherein -CONHOH and X groups are at the 1 and 4 position of the phenylene ring.

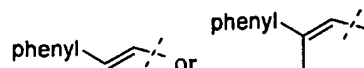
IV. Yet another preferred group of compounds of Formula (I) is that wherein Ar¹ is phenylene, X is -O-, R¹ and R³ are hydrogen, and -CONHOH and X groups are at the 1 and 4 position of the phenylene ring.

30 Within the above preferred group IV, a more preferred group of compounds is that wherein Y is alkylene.

35 Within the above preferred group IV, another more preferred group of compounds is that wherein Y is alkylene substituted with cycloalkyl, optionally substituted phenyl, alkylthio, alkylsulfinyl, alkylsulfonyl, optionally substituted phenylalkylthio, optionally substituted phenylalkylsulfonyl, hydroxyl, or optionally substituted phenoxy.

(i) Within the above preferred groups II, III, and IV above, and the more preferred, even more preferred and particularly preferred groups contained therein, a more particularly

- 5 preferred group of compounds is that wherein aralkenyl. Preferably, Ar² is aryl(C₂₋₃)alkenyl. More preferably Ar² is represented by the formulae:



- 10 where phenyl is optionally substituted with one or two substituents independently selected from alkyl, alkoxy, methylenedioxy, dialkylamino, or hydroxy, more preferably alkyl, alkoxy, methylenedioxy, or hydroxy.

- Even more preferably, Ar² is *trans* phenyl-CH=CH-, *trans* 4-MeO-phenyl-CH=CH-, *trans* 3,4-methylenedioxyphenyl-CH=CH-, *trans* 3-hydroxyphenyl-CH=CH-, *trans* 4-hydroxyphenyl-CH=CH-, *trans* 2-methoxyphenyl-CH=CH-, *trans* 3-methoxyphenyl-CH=CH-, *trans* 3-tolyl-CH=CH-, *trans* 4-tolyl-CH=CH-, *trans* 4-dimethylaminophenyl-CH=CH-, *trans* 2-yl-CH=CH-, or *trans* 2-hydroxyphenyl-CH=CH-.

- (ii) Within the above preferred groups II, III, and IV above, and the more preferred, even more preferred and particularly preferred groups contained therein, another more particularly preferred group of compounds is that wherein Ar² is heteroaryl(C₂₋₃)alkenyl. Preferably, Ar² is *trans* heteroaryl-CH=CH- or *trans* heteroaryl-C(CH₃)=CH-, preferably heteroaryl ring is pyridinyl, benzofuranyl, thienyl (thiophene), furanyl, or indolyl optionally substituted with one or two substituents selected from hydroxyl, alkoxy, halo, or optionally substituted heterocycloalkoxy.

- More preferably, Ar² is *trans* pyridin-3-yl-CH=CH-, *trans* 5-hydroxybenzofuran-2-yl-C(CH₃)=CH-, *trans* 5-(1-cyclopropylpiperidin-4-yloxy)benzofuran-2-yl-C(CH₃)=CH-, *trans* 5-methoxybenzofuran-2-yl-C(CH₃)=CH-, *trans* benzofuran-2-yl-CH=CH-, *trans* 5-bromothiophen-2-yl-CH=CH-, *trans* furan-3-yl-CH=CH-, *trans* thiophen-3-yl-CH=CH-, *trans* thiophen-2-yl-CH=CH-, *trans* benzofuran-2-yl-C(CH₃)=CH-, *cis* benzofuran-2-yl-C(CH₃)=CH-, *trans* indol-3-yl-CH=CH-, *trans* 7-methoxybenzofuran-2-yl-CH=CH-, *trans* 5-methoxybenzofuran-2-yl-C(CH₃)=CH-, or *trans* furan-2-yl-CH=CH-.

- (iii) Within the above preferred groups II, III, and IV above, and the more preferred, even more preferred and particularly preferred groups contained therein, yet another more particularly preferred group of compounds is that wherein Ar² is aryl. Preferably, the substituents on the aryl ring are independently selected from optionally substituted phenyl, alkyl, alkoxy, halo, optionally substituted heteroaryl, optionally substituted cycloalkenyloxy, optionally substituted heteroaralkyloxy, optionally substituted heterocycloalkyl, optionally substituted phenylcarbonylamino, or methylenedioxy. More preferably, Ar² is phenyl, 4-biphenyl, 3-biphenyl, 4-*tert*-butylphenyl, 4-pyrrol-1-ylphenyl, 4-(pyridin-3-yl)phenyl, 4-

5 (pyridin-2-yl)phenyl, 4-(benzoylamino)phenyl, 2,4-difluorophenyl, 3,4-methylenedioxyphenyl, 3,4-dimethoxyphenyl, 3,5-dimethoxyphenyl, 3,4-difluorophenyl, 2,5-dimethylphenyl, 2,3-dichlorophenyl, 2,3-dimethylphenyl, 4-chloro-2-methoxyphenyl, 3-ethoxyphenyl, 4-methoxy-2-methylphenyl, 3-fluoro-4-methoxyphenyl, 2-(thiophen-2-ylmethoxy)phenyl, 3-(thiophen-2-ylmethoxy)-phenyl, 2-biphenyl, naphth-1-yl, 2-pyrrol-1-yl-phenyl, 4-fluoronaphth-1-yl, 3-
10 MeO-naphth-2-yl, 2-MeO-naphth-1-yl, naphth-2-yl, 4-(2-pyridin-4-ylthiazol-5-yl)phenyl, 4-[2-(4-methylpiperazin-1-yl)thiazol-5-yl]-phenyl, 4-(2-pyridin-4-ylaminothiazol-5-yl)phenyl, 4-(4-methylpiperazin-1-yl)phenyl, 4-(4-hydroxypiperidin-1-yl)phenyl, 4-(4-morpholin-4-ylmethylthiazol-2-yl)phenyl, 4-[2-(4-methylpiperazin-1-ylmethyl)thiazol-5-yl]phenyl, 1-methoxynaphth-2-yl, 3'-(2-hydroxyethyl)biphen-4-yl, 3'-(2-hydroxyethyl)biphen-3-yl, 2'-(2-
15 hydroxyethyl)biphen-4-yl, 2'-(2-hydroxyethyl)biphen-3-yl or 4-[4-(2-morpholin-4-ylethyl)thiazol-2-yl]phenyl.

(iv) Within the above preferred groups II, III, and IV above, and the more preferred, even more preferred and particularly preferred groups contained therein, yet another more particularly preferred group of compounds is that wherein Ar² is heteroaryl. Preferably, Ar² is
20 heteroaryl optionally substituted with one or two substituents independently selected from alkyl, halo, haloalkyl, alkoxy, alkoxyalkyl, hydroxyalkoxy, hydroxyalkoxyalkyl, alkoxyalkoxy, alkoxyalkoxyalkyl, aminoalkyl, aminoalkoxy, haloalkoxy, haloalkoxyalkyl, optionally substituted phenylalkyl, optionally substituted phenyloxyalkyl, optionally substituted heteroaryl, optionally substituted heteroalkoxy, optionally substituted
25 heteroaryloxyalkyl, optionally substituted heterocycloalkylalkyl, optionally substituted heterocycloalkoxy, optionally substituted heterocycloalkylalkoxy, -alkylene-S(O)nR^a (where n is 0 to 2 and R^a is hydroxyalkyl or optionally substituted phenyl), -alkylene-NR^e-alkyleneCONR^cR^d (where R^c is hydroxyl and R^d and R^e are independently hydrogen or alkyl), or carboxyalkylaminoalkyl.

30 More preferably, Ar² is thiophen-2-yl, pyridin-3-yl, quinolin-6-yl, benzothiazol-2-yl, benzoxazol-2-yl, benzofuran-2-yl, benzofuran-5-yl, benzothien-2-yl, furan-2-yl, 1*H*-benzimidazol-2-yl, 1*H*-pyrrol-2-yl, thiazol-2-yl, 1*H*-indol-2-yl, 1*H*-indol-5-yl, 1*H*-indol-3-yl, quinolin-3-yl, quinolin-8-yl, 1*H*-indazol-3-yl, 1*H*-benzotriazol-5-yl, isoquinolin-1-yl, isoquinolin-3-yl, quinoxalin-2-yl, quinolin-2-yl, 1*H*-benzimidazol-5-yl, quinolin-1-yl, pyridin-
35 2-yl, pyridine-2-yl, quinolin-2-yl, furan-3-yl, thiophen-2-yl, or thiophen-3-yl, more preferably benzofuran-2-yl, or benzothien-2-yl that is optionally substituted with one or two substituents described in the paragraph immediately above.

5 Even more preferably Ar^2 is benzofuran-2-yl and is mono-substituted at the 3-, 4- or 5-
position or disubstituted at the 4 and 7 positions, preferably the benzofuran-2-yl is
monosubstituted at the 3 or 5 position with a substituent described in the paragraph
immediately above. More preferably, the substituents are independently selected from chloro,
fluoro, trifluoromethyl, methyl, ethyl, methoxy, 1-cyclopropylpiperidin-4-yloxy, 1-(2,2,2-
10 trifluoroethyl)piperidin-4-yloxy, *N,N*-dimethylaminomethyl, *N,N*-diethylaminomethyl, 2-
methoxyethoxymethyl, phenoxymethyl, 2-methoxyethoxy, 2-morpholin-4-ylethoxy, pyridin-3-
ylmethoxy, 2-hydroxyethoxy, 2-*N,N*-dimethylaminoethoxy, methoxymethyl, 3-*i*-
propoxymethyl, morpholin-4-ylmethyl, 3-hydroxypropyloxymethyl, 2-fluorophenoxymethyl,
3-fluorophenoxymethyl, 4-fluorophenoxy-methyl, 3-methoxypropyloxymethyl, pyridin-4-
15 yloxymethyl, 2,4,6-trifluorophenoxymethyl, 2-oxopyridin-1-ylmethyl, 2,2,2-
trifluoroethoxymethyl, 4-imidazol-1-ylphenoxymethyl, 4-[1.2.4-triazin-1-yl-phenoxymethyl, 2-
phenylethyl, pyrrolidin-1-ylmethyl, piperidin-1-ylmethyl, 4-trifluoromethylpiperidin-1-
ylmethyl, 4-methylpiperazin-1-ylmethyl, 3,3,3-trifluoropropyloxymethyl, 4-
fluorophenylthiomethyl, 4-fluorophenylsulfynylmethyl, 4-fluorophenylsulfonylmethyl, pyridin-
20 3-ylmethyloxymethyl, tetrahydropyran-4-yloxy, 2,2,2-trifluoroethyloxy, 2-pyrrolidin-1-
ylethyloxy, piperidin-4-yloxy, *N*-methyl-*N*-benzylaminomethyl, *N*-methyl-*N*-2-
phenylethylaminomethyl, 3-hydroxypropylthiomethyl, 3-hydroxypropylsulfynylmethyl, 3-
hydroxypropylsulfonyl-methyl, *N*-methyl-*N*-2-indol-3-ylethylaminomethyl, 2-(4-
trifluoromethylphenyl)ethyl, 2-(3-trifluoromethoxyphenyl)ethyl, *N*-hydroxyaminocarbonyl-
25 methylaminomethyl, or 3-(2-carboxyethylamino-methyl).

Even more preferably, Ar^2 is benzofuran-2-yl that is substituted at the 3-position with
N,N-dimethylaminomethyl, *N,N*-diethylaminomethyl, 2-fluorophenoxymethyl, 3-
fluorophenoxymethyl, 4-fluorophenoxymethyl, pyridin-4-yloxymethyl, 2,4,6-trifluorophenoxy-
methyl, 2-oxopyridin-1-ylmethyl, 2,2,2-trifluoroethoxy-methyl, 4-imidazol-1-ylphenoxy-
30 methyl, 4-[1.2.4]-triazin-1-yl-phenoxymethyl, 2-phenylethyl, 3-hydroxypropyloxymethyl, 2-
methoxyethyloxymethyl, pyrrolidin-1-ylmethyl, piperidin-1-ylmethyl, 4-trifluoromethyl-
piperidin-1-ylmethyl, 4-methylpiperazin-1-ylmethyl, 3,3,3-trifluoropropyloxymethyl, 4-
fluorophenylthiomethyl, 4-fluorophenylsulfynylmethyl, 4-fluorophenylsulfonylmethyl, 2-(3-
trifluoromethoxyphenylethyl)-, *N*-methyl-*N*-benzyl-aminomethyl, *N*-methyl-*N*-2-
35 phenylethylaminomethyl, 3-hydroxypropylthiomethyl, 3-hydroxypropylsulfynyl-methyl, 3-
hydroxypropylsulfonylmethyl, *N*-methyl-*N*-2-indol-3-ylethylaminomethyl, 2-(4-
trifluoromethylphenyl)ethyl, *N*-hydroxyaminocarbonyl-methylaminomethyl, or 2-
carboxyethylamino-methyl.

5 Even more preferably, Ar² is benzofuran-2-yl that is substituted at the 5-position with 1-cyclopropylpiperidin-4-yloxy, piperidin-4-yloxy, tetrahydropyran-4-yloxy, 2,2,2-trifluoroethoxy, 2-pyrrolidin-1-ylethyloxy, or 1-(2,2,2-trifluoroethyl)piperidin-4-yloxy.

Even more preferably, Ar² is 7-chloro-4-methylbenzofuran-2-yl, 4-methyl-benzofuran-2-yl, 7-fluoro-4-methylbenzofuran-2-yl, or 7-fluoro-4-phenoxyethylbenzofuran-2-yl.

10 Even more preferably, Ar² is thiophen-2-yl, pyridin-3-yl, 5-phenylthiophen-2-yl, quinolin-6-yl, 4-phenylthiazol-2-yl, benzothiazol-2-yl, benzoxazol-2-yl, furan-2-yl, 1*H*-benzimidazol-2-yl, 1*H*-pyrrol-2-yl, 4-(pyridin-4-yl)-thiazol-2-yl, 1*H*-indol-5-yl, 1*H*-indol-3-yl, quinolin-3-yl, quinolin-8-yl, 1*H*-indazol-3-yl, 1*H*-benzotriazol-5-yl, isoquinolin-1-yl, isoquinolin-3-yl, quinoxalin-2-yl, quinolin-2-yl, 1*H*-benzimidazol-5-yl, 1-methyl-indol-3-yl, 4-
15 MeO-quinolin-2-yl, quinolin-4-yl, 4-hydroxyquinolin-2-yl, pyridin-2-yl, 3-hydroxypyridin-2-yl, 6-hydroxypyridin-2-yl, 6-(4-nitrophenoxy)pyridin-2-yl, 4-(2-methoxyethoxy)quinolin-2-yl, 4-(2-dimethylaminoethoxy)quinolin-2-yl, 6-bromopyridin-2-yl, 5-bromopyridin-3-yl, 4-methoxyquinolin-2-yl, 5-phenylpyridin-3-yl, 6-benzyloxy pyridin-2-yl, 6-(2-methylpropyloxy)pyridin-2-yl, 6-(2-phenylethyloxy)pyridin-2-yl, 4-(3,3,3-trifluoropropyloxy)quinolin-2-yl, 5-
20 thiophen-3-ylpyridin-3-yl, 6-(4-acetylaminophenoxy)-pyridin-2-yl, 6-(4-aminophenoxy)-pyridin-2-yl, or 5-(4-dimethylaminophenyl)pyridin-3-yl.

V. Yet another preferred group of compounds of Formula (I) is that wherein Ar² is heteroaryl. Preferably, Ar² is heteroaryl optionally substituted with one or two substituents independently selected from alkyl, halo, haloalkyl, alkoxy, alkoxyalkyl, hydroxyalkoxy,
25 hydroxyalkoxyalkyl, alkoxyalkyloxy, alkoxyalkyloxyalkyl, aminoalkyl, aminoalkoxy, haloalkoxy, haloalkoxyalkyl, optionally substituted phenylalkyl, optionally substituted phenyloxyalkyl, optionally substituted heteroaryl, optionally substituted heteroalkyloxy, optionally substituted heteroaryloxyalkyl, optionally substituted heterocycloalkylalkyl, optionally substituted heterocycloalkyloxy, optionally substituted heterocycloalkylalkyloxy, -
30 alkylene-S(O)_nR^a (where n is 0 to 2 and R^a is hydroxyalkyl or optionally substituted phenyl), -alkylene-NR^e-alkyleneCONR^cR^d (where R^c is hydroxyl and R^d and R^e are independently hydrogen or alkyl), or carboxyalkylaminoalkyl.

More preferably, Ar² is thiophen-2-yl, pyridin-3-yl, quinolin-6-yl, benzothiazol-2-yl, benzoxazol-2-yl, benzofuran-2-yl, benzofuran-5-yl, benzothien-2-yl, furan-2-yl, 1*H*-
35 benzimidazol-2-yl, 1*H*-pyrrol-2-yl, thiazol-2-yl, 1*H*-indol-2-yl, 1*H*-indol-5-yl, 1*H*-indol-3-yl, quinolin-3-yl, quinolin-8-yl, 1*H*-indazol-3-yl, 1*H*-benzotriazol-5-yl, isoquinolin-1-yl, isoquinolin-3-yl, quinoxalin-2-yl, quinolin-2-yl, 1*H*-benzimidazol-5-yl, quinolin-1-yl, pyridin-2-yl, pyridine-2-yl, quinolin-2-yl, furan-3-yl, thiophen-2-yl, or thiophen-3-yl, more preferably

5 benzofuran-2-yl, or benzothien-2-yl that is optionally substituted with one or two substituents described in the paragraph immediately above.

Even more preferably Ar^2 is benzofuran-2-yl and is mono-substituted at the 3-, 4- or 5-position or disubstituted at the 4 and 7 positions, preferably the benzofuran-2-yl is monosubstituted at the 3 or 5 position with a substituent described in the paragraph
10 immediately above. More preferably, the substituents are independently selected from chloro, fluoro, trifluoromethyl, methyl, ethyl, methoxy, 1-cyclopropylpiperidin-4-yloxy, 1-(2,2,2-trifluoroethyl)piperidin-4-yloxy, *N,N*-dimethylaminomethyl, *N,N*-diethylaminomethyl, 2-methoxyethoxymethyl, phenoxymethyl, 2-methoxyethoxy, 2-morpholin-4-ylethoxy, pyridin-3-ylmethoxy, 2-hydroxyethoxy, 2-*N,N*-dimethylaminoethoxy, methoxymethyl, 3-*i*-
15 propoxymethyl, morpholin-4-ylmethyl, 3-hydroxypropyloxymethyl, 2-fluorophenoxymethyl, 3-fluorophenoxymethyl, 4-fluorophenoxy-methyl, 3-methoxypropyloxymethyl, pyridin-4-yloxymethyl, 2,4,6-trifluorophenoxymethyl, 2-oxopyridin-1-ylmethyl, 2,2,2-trifluoroethoxymethyl, 4-imidazol-1-ylphenoxymethyl, 4-[1.2.4-triazin-1-yl-phenoxymethyl, 2-phenylethyl, pyrrolidin-1-ylmethyl, piperidin-1-ylmethyl, 4-trifluoromethylpiperidin-1-
20 ylmethyl, 4-methylpiperazin-1-ylmethyl, 3,3,3-trifluoropropyloxymethyl, 4-fluorophenylthiomethyl, 4-fluorophenylsulfinylmethyl, 4-fluorophenylsulfonylmethyl, pyridin-3-ylmethyloxymethyl, tetrahydropyran-4-yloxy, 2,2,2-trifluoroethoxy, 2-pyrrolidin-1-ylethyloxy, piperidin-4-yloxy, *N*-methyl-*N*-benzylaminomethyl, *N*-methyl-*N*-2-phenylethylaminomethyl, 3-hydroxypropylthiomethyl, 3-hydroxypropylsulfinylmethyl, 3-
25 hydroxypropylsulfonyl-methyl, *N*-methyl-*N*-2-indol-3-ylethylaminomethyl, 2-(4-trifluoromethylphenyl)ethyl, 2-(3-trifluoromethoxyphenyl)ethyl, *N*-hydroxyaminocarbonyl-methylaminomethyl, or 3-(2-carboxyethylamino-methyl).

Even more preferably, Ar^2 is benzofuran-2-yl that is substituted at the 3-position with
30 *N,N*-dimethylaminomethyl, *N,N*-diethylaminomethyl, 2-fluorophenoxymethyl, 3-fluorophenoxymethyl, 4-fluorophenoxymethyl, pyridin-4-yloxymethyl, 2,4,6-trifluorophenoxy-methyl, 2-oxopyridin-1-ylmethyl, 2,2,2-trifluoroethoxy-methyl, 4-imidazol-1-ylphenoxy-methyl, 4-[1.2.4]-triazin-1-yl-phenoxymethyl, 2-phenylethyl, 3-hydroxypropyloxymethyl, 2-methoxyethyloxymethyl, pyrrolidin-1-ylmethyl, piperidin-1-ylmethyl, 4-trifluoromethyl-
35 piperidin-1-ylmethyl, 4-methylpiperazin-1-ylmethyl, 3,3,3-trifluoropropyloxymethyl, 4-fluorophenylthiomethyl, 4-fluorophenylsulfinylmethyl, 4-fluorophenylsulfonylmethyl, 2-(3-trifluoromethoxyphenylethyl)-, *N*-methyl-*N*-benzyl-aminomethyl, *N*-methyl-*N*-2-phenylethylaminomethyl, 3-hydroxypropylthiomethyl, 3-hydroxypropylsulfinyl-methyl, 3-hydroxypropylsulfonylmethyl, *N*-methyl-*N*-2-indol-3-ylethylaminomethyl, 2-(4-

5 trifluoromethylphenyl)ethyl, *N*-hydroxyaminocarbonyl-methylaminomethyl, or 2-carboxyethylamino-methyl.

Even more preferably, Ar² is benzofuran-2-yl that is substituted at the 5-position with 1-cyclopropylpiperidin-4-yloxy, piperidin-4-yloxy, tetrahydropyran-4-yloxy, 2,2,2-trifluoroethoxy, 2-pyrrolidin-1-ylethyloxy, or 1-(2,2,2-trifluoroethyl)piperidin-4-yloxy.

10 Even more preferably, Ar² is 7-chloro-4-methylbenzofuran-2-yl, 4-methyl-benzofuran-2-yl, 7-fluoro-4-methylbenzofuran-2-yl, or 7-fluoro-4-phenoxyethylbenzofuran-2-yl.

Even more preferably, Ar² is thiophen-2-yl, pyridin-3-yl, 5-phenylthiophen-2-yl, quinolin-6-yl, 4-phenylthiazol-2-yl, benzothiazol-2-yl, benzoxazol-2-yl, furan-2-yl, 1*H*-benzimidazol-2-yl, 1*H*-pyrrol-2-yl, 4-(pyridin-4-yl)-thiazol-2-yl, 1*H*-indol-5-yl, 1*H*-indol-3-yl, 15 quinolin-3-yl, quinolin-8-yl, 1*H*-indazol-3-yl, 1*H*-benzotriazol-5-yl, isoquinolin-1-yl, isoquinolin-3-yl, quinoxalin-2-yl, quinolin-2-yl, 1*H*-benzimidazol-5-yl, 1-methyl-indol-3-yl, 4-MeO-quinolin-2-yl, quinolin-4-yl, 4-hydroxyquinolin-2-yl, pyridin-2-yl, 3-hydroxypyridin-2-yl, 6-hydroxypyridin-2-yl, 6-(4-nitrophenoxy)pyridin-2-yl, 4-(2-methoxyethoxy)quinolin-2-yl, 4-(2-dimethylaminoethoxy)quinolin-2-yl, 6-bromopyridin-2-yl, 5-bromopyridin-3-yl, 4-20 methoxyquinolin-2-yl, 5-phenylpyridin-3-yl, 6-benzyloxy pyridin-2-yl, 6-(2-methylpropyloxy)-pyridin-2-yl, 6-(2-phenylethyloxy)pyridin-2-yl, 4-(3,3,3-trifluoropropoxy)quinolin-2-yl, 5-thiophen-3-ylpyridin-3-yl, 6-(4-acetylaminophenoxy)-pyridin-2-yl, 6-(4-aminophenoxy)-pyridin-2-yl, or 5-(4-dimethylaminophenyl)pyridin-3-yl.

25 Within the above preferred groups II, III, IV, and V, and the more preferred, even more preferred, and particularly preferred groups contained therein, most preferred group of compounds is that wherein Y is straight alkylene, preferably ethylene or *n*-propylene, preferably ethylene.

30 Within the above preferred groups II, III, IV, and V, and the more preferred, even more preferred, and particularly preferred groups contained therein, yet another most preferred group of compounds is that wherein Y is branched alkylene, preferably $-\text{CH}(\text{C}_2\text{H}_5)\text{CH}_2-$, $-\text{CH}(\text{i-C}_3\text{H}_7)\text{CH}_2-$, or $-\text{CH}(\text{CH}_3)\text{CH}_2-$ and the stereochemistry at the chiral carbon is (*S*). More preferably, Y is $-\text{CH}(\text{C}_2\text{H}_5)\text{CH}_2-$.

35 Within the above preferred groups II, III, IV, and V, and the more preferred, even more preferred, and particularly preferred groups contained therein, yet another most preferred group of compounds is that wherein Y is $-\text{CH}_2\text{CH}(\text{CH}_3)-$ and the stereochemistry at the chiral carbon is (*R*).

Within the above preferred groups II, III, IV, and V, and the more preferred, even more preferred, and particularly preferred groups contained therein, yet another most preferred group

5 of compounds is that wherein Y is $-\text{CH}(\text{CH}_2\text{R}')\text{CH}_2-$ or $-\text{CH}(\text{CH}_2\text{CH}_2\text{R}')\text{CH}_2-$ where R' is alkylthio, alkylsulfonyl, optionally substituted phenylalkylthio, optionally substituted phenylalkylsulfonyl, hydroxy, or optionally substituted phenoxy, preferably, phenyl, phenoxy, 4-chlorophenyl, cyclohexyl, benzylthio, benzylsulfonyl, methylthio, methylsulfonyl, or hydroxy.

10 VI. Yet another preferred group of compounds of Formula (I) is that wherein X is $-\text{O}-$, R¹ and R³ are hydrogen, Ar¹ is phenylene, Ar² is aralkenyl, Y is branched alkylene, and the $-\text{CONHOH}$ and X are at the 1 and 4 position of the phenylene ring. Preferably, Ar² is *trans* phenylCH=CH- wherein the phenyl is optionally substituted with one or two substituents independently selected from alkyl, alkoxy, methylenedioxy, or hydroxyl.

15 The scope of the terms contained in groups II-VI above, are as defined in the definition section of this Application.

Reference to the preferred embodiments set forth above is meant to include all combinations of particular and preferred groups unless stated otherwise.

GENERAL SYNTHESIS

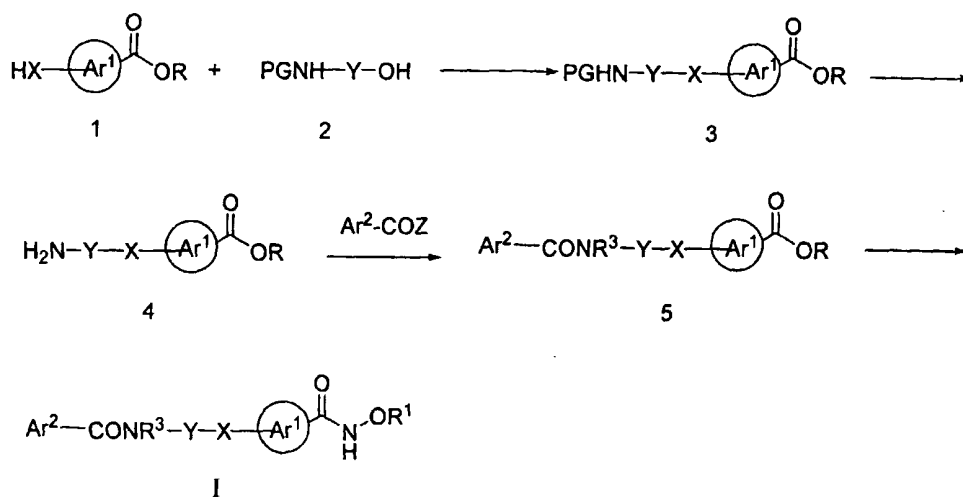
30 Compounds of this invention can be made by the methods depicted in the reaction scheme shown below.

The starting materials and reagents used in preparing these compounds are either available from commercial suppliers such as Aldrich Chemical Co., (Milwaukee, Wis.), Bachem (Torrance, Calif.), or Sigma (St. Louis, Mo.) or are prepared by methods known to those skilled in the art following procedures set forth in references such as Fieser and Fieser's
35 Reagents for Organic Synthesis, Volumes 1-17 (John Wiley and Sons, 1991); Rodd's Chemistry of Carbon Compounds, Volumes 1-5 and Supplementals (Elsevier Science Publishers, 1989); Organic Reactions, Volumes 1-40 (John Wiley and Sons, 1991), March's Advanced Organic Chemistry, (John Wiley and Sons, 4th Edition) and Larock's
40 Comprehensive Organic Transformations (VCH Publishers Inc., 1989). These schemes are merely illustrative of some methods by which the compounds of this invention can be synthesized, and various modifications to these schemes can be made and will be suggested to one skilled in the art having referred to this disclosure. The starting materials and the intermediates of the reaction may be isolated and purified if desired using conventional techniques, including but not limited to filtration, distillation, crystallization, chromatography
45 and the like. Such materials may be characterized using conventional means, including physical constants and spectral data.

5 Unless specified to the contrary, the reactions described herein take place at atmospheric pressure over a temperature range from about -78°C to about 150°C , more preferably from about 0°C to about 125°C and most preferably at about room (or ambient) temperature, e.g., about 20°C .

10 Compounds of Formula (I) where X is $-\text{O}-$ or $-\text{S}(\text{O})_n-$ where n is 0 to 2 and other groups are as described in the Summary of the Invention can be prepared by the procedure illustrated and described in Scheme A below.

Scheme A



15

Reaction of a compound of formula 1 where R is alkyl, X is $-\text{O}-$ or $-\text{S}-$ and Ar^1 is as defined in the Summary of the Invention with an aminoalcohol of formula 2 where PG is a suitable amino protecting group provides a compound of formula 3. The reaction is carried out in the presence of triphenylphosphine and diisopropyl azodicarboxylate in a suitable organic solvent such as tetrahydrofuran, and the like.

25 Compounds of formula 1 such as methyl 4-hydroxybenzoate, methyl 4-mercaptobenzoate, and methyl 3-hydroxyisoxazole-5-carboxylate are commercially available. Compounds of formula 2 can be prepared from commercially available aminoalcohols by reacting the amine with a suitable amino protecting group such as benzyloxycarbonyl, *tert*-butoxycarbonyl and the like under reaction conditions well known in the art. A detailed description of suitable amino protecting groups and reaction conditions for their preparation can be found in T.W. Greene, *Protecting Groups in Organic Synthesis*, John Wiley & Sons, Inc. 1981 the teaching of which is incorporated herein by reference in its entirety.

5 Aminoalcohols such as 2-ethanolamine, 2-amino-1-propanol, 2-methylaminoethanol, 2-amino-2-methyl-1-propanol, 2-amino-1-propanol, 4-amino-2-butanol, and 1-amino-2-butanol are commercially available. Alternatively, compounds of formula 2 can be prepared from commercially available aminoacids by protecting the amino group with a suitable protecting group followed by reduction of the acid group to the hydroxy group with a suitable reducing agent under conditions well known in the art. If compounds of Formula (I) where X is $-SO_2-$ are desired, the corresponding compound of formula 3 where X is $-S-$ can be treated with an oxidizing agent such as OXONE®, m-chloroperbenzoic acid, and the like.

Removal of the amino protecting group in 3 provides a compound of formula 4. The reaction conditions employed for removal of the amino protecting group depend on the nature of the protecting group. For example, if the protecting group is *tert*-butoxycarbonyl, it is removed under acid reaction conditions. Suitable acids are trifluoroacetic acid, hydrochloric acid, and the like in a suitable organic solvent such as methanol, dioxane, tetrahydrofuran, and the like. If the protecting group is benzyl or benzyloxycarbonyl, it is removed under catalytic hydrogenation reaction conditions. Suitable catalyst are palladium based catalysts and others known in the art. Other suitable reaction conditions for their removal can be found in T.W. Greene, *Protecting Groups in Organic Synthesis*, John Wiley & Sons, Inc. 1981. The reaction is carried out in an inert organic solvent methylene chloride, tetrahydrofuran, dioxane, and the like.

Reaction of 4 with an acid or acid derivative (e.g., acid halide) of formula Ar^2-COZ where Z is hydroxy or halo provides a compound of formula 5. Again, the reaction conditions employed depend on the nature of the Z group. If Z is hydroxy, the reaction is typically carried out in the presence of a suitable coupling agent e.g., benzotriazole-1-yloxytrispyrrolidino-phosphonium hexafluorophosphate (PyBOP®), *O*-benzotriazol-1-yl-*N,N,N',N'*-tetramethyluronium hexafluorophosphate (HBTU), *O*-(7-azabenzotriazol-1-yl)-1,1,3,3-tetramethyluronium hexafluorophosphate (HATU), 1-(3-dimethylaminopropyl)-3-ethylcarbodiimide hydrochloride (EDC·HCl), or 1,3-dicyclohexylcarbodiimide (DCC), optionally in the presence of 1-hydroxybenzotriazole hydrate (HOBT·H₂O), and a base such as *N,N*-diisopropylethylamine, triethylamine, *N*-methylmorpholine, and the like. The reaction is typically carried out at 20 to 30 °C, preferably at about 25 °C, and requires 2 to 24 hours to complete. Suitable reaction solvents are inert organic solvents such as halogenated organic solvents (e.g., methylene chloride, chloroform, and the like), acetonitrile, *N,N*-dimethylformamide, ethereal solvents such as tetrahydrofuran, dioxane, and the like.

5 Preferably, the reaction is carried out with HOBt. H₂O, EDC.HCl in dichloromethane or *N,N*-dimethylformamide.

When Ar²COZ is an acid halide, the reaction is carried out in the presence of a suitable base (e.g. triethylamine, diisopropylethylamine, pyridine, and the like). Suitable reaction solvents are polar organic solvents such as tetrahydrofuran, acetonitrile,
10 *N,N*-dimethylformamide (DMF), dichloromethane, or any suitable mixtures thereof. The acid halide such as acid chloride can be prepared by reacting the corresponding acids with a halogenating agent such as oxalyl chloride, thionyl chloride, phosphorus oxychloride, and the like. Acids of formula Ar²COZ are either commercially available or they can be prepared from commercially available starting materials by methods known in the art. For example, benzoic
15 acid, cinnamic acid, phenylacetic acid, nicotinic acid, isonicotinic acid, 3-methylbenzofuran-2-carboxylic acid, and benzofuran-2-carboxylic acid are commercially available. Others such as 3-phenoxyethylbenzofuran-2-carboxylic acid can be readily prepared from commercially available 3-methylbenzofuran-2-carboxylic acid by first converting it to 2-bromomethylbenzofuran-2-carboxylic acid (brominating it with *N*-bromosuccinimide under
20 conditions well known in the art) followed by reacting with phenol. Compound 5 where R³ is hydrogen can optionally be converted to a corresponding compound of formula 5 where R³ is other than hydrogen by reacting it with an alkylating agent under conditions well known in the art.

Compound 5 is then converted to a compound of Formula (I) by reacting it with
25 aqueous hydroxylamine in the presence of a base such as sodium hydroxide and a mixture of organic solvents such as tetrahydrofuran and methanol. Alternatively, the acid group in 5 is first activated with a suitable coupling agent such as 1-(3-dimethylaminopropyl)-3-ethylcarbodiimide hydrochloride (EDC. HCl), or 1,3-dicyclohexylcarbodiimide (DCC), optionally in the presence of 1-hydroxybenzotriazole hydrate (HOBt. H₂O) in a suitable
30 organic solvent such as dimethylformamide, and the like, and then reacted with hydroxylamine hydrochloride in the presence of a base such as *N,N*-diisopropylethylamine, triethylamine, *N*-methylmorpholine, and the like. Compounds of Formula (I) can also be prepared from compound 5 by the methods disclosed in U.S. Patent 5,998,412, the disclosure of which is incorporated herein by reference in its entirety.

35 A compound of Formula (I) can be converted to other compounds of Formula (I). For example, a compound of Formula (I) where Ar¹ is phenylene, X is -O-, Y is ethylene, Ar² is 3-dimethylaminomethylbenzofuran-2-yl, R¹ and R³ are hydrogen can be prepared by reacting a compound of formula 4 where Ar¹ is phenylene, X is -O-, Y is ethylene, and R is alkyl with 3-

5 methylbenzofuran-2-carboxylic acid as described above to give a compound of formula 5 where Ar² is 3-methylbenzofuran-2-yl. Bromination of the methyl group with a suitable brominating agent such as *N*-bromosuccinimide, followed by reaction with dimethylamine provides the corresponding 3-dimethylaminobenzofuran-2-yl compound which is then converted to the desired compound under the reaction conditions described above.

10

Utility

The compounds of this invention are inhibitors of histone deacetylase enzymes and are therefore useful in the treatment of proliferative diseases such as cancer such as lung, colon, AML, MML, skin, breast, ovarian, prostate, liver, brain and skin, psoriasis, fibroproliferative disorder such as liver fibrosis, smooth muscle proliferative disorder such as atherosclerosis and restenosis, inflammatory diseases such as arthritis, diseases involving angiogenesis such as cancer, diabetic retinopathy, haematopoietic disorder such as anaemia, fungal, parasitic and bacterial infections, viral infection, autoimmune diseases such as arthritis, multiple sclerosis, lupus, allergies, asthma, allergic rhinitis, and organ transplant, and bipolar disorders.

15

20 Additionally, the compounds of the present invention are useful in the treatment of hepatitis C infection.

Testing

The ability of the compounds of this invention to inhibit histone deacetylase enzymes can be tested in vitro and in vivo assays described in biological assays Example 1 and 2 below. The hcv activity of the compounds of this invention was tested in a hcv replicon assay at Georgetown University. The compounds can also be tested for hcv activity utilizing the replicon assay described in Korner, V. L. et al., *Science* 1999 Jul 2:285 (5424):110-3.

30

Administration and Pharmaceutical Compositions

In general, the compounds of this invention will be administered in a therapeutically effective amount by any of the accepted modes of administration for agents that serve similar utilities. The actual amount of the compound of this invention, i.e., the active ingredient, will depend upon numerous factors such as the severity of the disease to be treated, the age and relative health of the subject, the potency of the compound used, the route and form of administration, and other factors.

5 Therapeutically effective amounts of compounds of Formula (I) may range from approximately 0.1-50 mg per kilogram body weight of the recipient per day; preferably about 0.5-20 mg/kg/day. Thus, for administration to a 70 kg person, the dosage range would most preferably be about 35 mg to 1.4 g per day.

10 In general, compounds of this invention will be administered as pharmaceutical compositions by any one of the following routes: oral, systemic (e.g., transdermal, intranasal or by suppository), or parenteral (e.g., intramuscular, intravenous or subcutaneous) administration. The preferred manner of administration is oral or parenteral using a convenient daily dosage regimen, which can be adjusted according to the degree of affliction. Oral compositions can take the form of tablets, pills, capsules, semisolids, powders, sustained
15 release formulations, solutions, suspensions, elixirs, aerosols, or any other appropriate compositions.

The choice of formulation depends on various factors such as the mode of drug administration (e.g., for oral administration, formulations in the form of tablets, pills or capsules are preferred) and the bioavailability of the drug substance. Recently, pharmaceutical
20 formulations have been developed especially for drugs that show poor bioavailability based upon the principle that bioavailability can be increased by increasing the surface area i.e., decreasing particle size. For example, U.S. Pat. No. 4,107,288 describes a pharmaceutical formulation having particles in the size range from 10 to 1,000 nm in which the active material is supported on a crosslinked matrix of macromolecules. U.S. Pat. No. 5,145,684 describes the
25 production of a pharmaceutical formulation in which the drug substance is pulverized to nanoparticles (average particle size of 400 nm) in the presence of a surface modifier and then dispersed in a liquid medium to give a pharmaceutical formulation that exhibits remarkably high bioavailability.

The compositions are comprised of in general, a compound of Formula (I) in
30 combination with at least one pharmaceutically acceptable excipient. Acceptable excipients are non-toxic, aid administration, and do not adversely affect the therapeutic benefit of the compound of Formula (I). Such excipient may be any solid, liquid, semi-solid or, in the case of an aerosol composition, gaseous excipient that is generally available to one of skill in the art.

Solid pharmaceutical excipients include starch, cellulose, talc, glucose, lactose, sucrose,
35 gelatin, malt, rice, flour, chalk, silica gel, magnesium stearate, sodium stearate, glycerol monostearate, sodium chloride, dried skim milk and the like. Liquid and semisolid excipients may be selected from glycerol, propylene glycol, water, ethanol and various oils, including those of petroleum, animal, vegetable or synthetic origin, e.g., peanut oil, soybean oil, mineral

5 oil, sesame oil, etc. Preferred liquid carriers, particularly for injectable solutions, include water, saline, aqueous dextrose, and glycols.

Compressed gases may be used to disperse a compound of this invention in aerosol form. Inert gases suitable for this purpose are nitrogen, carbon dioxide, etc.

Other suitable pharmaceutical excipients and their formulations are described in
10 Remington's Pharmaceutical Sciences, edited by E. W. Martin (Mack Publishing Company, 18th ed., 1990).

The amount of the compound in a formulation can vary within the full range employed by those skilled in the art. Typically, the formulation will contain, on a weight percent (wt %) basis, from about 0.01-99.99 wt % of a compound of Formula (I) based on the total
15 formulation, with the balance being one or more suitable pharmaceutical excipients. Preferably, the compound is present at a level of about 1-80 wt %. Representative pharmaceutical formulations containing a compound of Formula (I) are described below.

As stated previously, the compounds of this invention can be administered in combination with known anti-cancer agents. Such known anti-cancer agents include the
20 following: estrogen receptor modulators, androgen receptor modulators, retinoid receptor modulators, cytotoxic agents, antiproliferative agents, prenyl-protein transferase inhibitors, HMG-CoA reductase inhibitors, HIV protease inhibitors, reverse transcriptase inhibitors, DNA methyl tranferase inhibitors, and other angiogenesis inhibitors. The compound of the present invention compounds are particularly useful when administered in combination with radiation
25 therapy. Preferred angiogenesis inhibitors are selected from the group consisting of a tyrosine kinase inhibitor, an inhibitor of epidermal-derived growth factor, an inhibitor of fibroblast-derived growth factor, an inhibitor of platelet derived growth factor, an MMP (matrix metalloprotease) inhibitor, an integrin blocker, interferon- α , interleukin-12, pentosan polysulfate, a cyclooxygenase inhibitor, carboxyamidotriazole, combretastatin A-4,
30 squalamine, 6-*O*-chloroacetyl-carbonyl)-fumagillol, thalidomide, angiostatin, troponin-1, and an antibody to VEGF.

Preferred estrogen receptor modulators are tamoxifen and raloxifene.

"Estrogen receptor modulators" refers to compounds that interfere or inhibit the binding of estrogen to the receptor, regardless of mechanism. Examples of estrogen receptor
35 modulators include, but are not limited to, tamoxifen, raloxifene, idoxifene, LY353381, LY117081, toremifene, fulvestrant, 4-[7-(2,2-dimethyl-1-oxopropoxy-4-methyl-2-[4-[2-(1-piperidinyl)ethoxy]phenyl)]-2*H*-1-benzopyran-3-yl]-phenyl-2,2-dimethylpropanoate, 4,4'-dihydroxybenzophenone-2,4-dinitrophenyl-hydrazone, and SH646.

5 “Androgen receptor modulators” refers to compounds which interfere or inhibit the binding of androgens to the receptor, regardless of mechanism. Examples of androgen receptor modulators include finasteride and other 5 α -reductase inhibitors, nilutamide, flutamide, bicalutamide, liarozole, and abiraterone acetate.

10 “Retinoid receptor modulators” refers to compounds which interfere or inhibit the binding of retinoids to the receptor, regardless of mechanism. Examples of such retinoid receptor modulators include bexarotene, tretinoin, 13-cis-retinoic acid, 9-cis-retinoic acid, α -difluoromethylornithine, ILX23-7553, trans-*N*-(4'-hydroxyphenyl) retinamide, and *N*-4-carboxyphenyl retinamide.

15 “Cytotoxic agents” refer to compounds which cause cell death primarily by interfering directly with the cell's functioning or inhibit or interfere with cell myosis, including alkylating agents, tumor necrosis factors, intercalators, microtubulin inhibitors, and topoisomerase inhibitors.

 Examples of cytotoxic agents include, but are not limited to, tirapazimine, sertenef, cachectin, ifosfamide, tasonermin, lonidamine, carboplatin, altretamine, prednimustine, 20 dibromodulcitol, ranimustine, fotemustine, nedaplatin, oxaliplatin, temozolomide, heptaplatin, estramustine, improsulfan tosilate, trofosfamide, nimustine, dibrospidium chloride, pumitepa, lobaplatin, satraplatin, profiromycin, cisplatin, irofulven, dexifosfamide, cis-aminedichloro(2-methyl-pyridine) platinum, benzylguanine, glufosfamide, GPX100, (trans, trans, trans)-bis-mu-(hexane-1,6-diamine)-mu-[diamine-platinum(II)]bis[diamine(chloro)platinum(II)]-

25 tetrachloride, diarizidinylspermine, arsenic trioxide, 1-(11-dodecylamino-10-hydroxyundecyl)-3,7-dimethylxanthine, zorubicin, idarubicin, daunorubicin, bisantrene, mitoxantrone, pirarubicin, pinafide, valrubicin, amrubicin, antineoplaston, 3'-deamino-3'-morpholino-13-deoxo-10-hydroxycarminomycin, annamycin, galarubicin, elinafide, MEN10755, and 4-demethoxy-3-deamino-3-aziridinyl-4-methylsulphonyl-daunorubicin (*see* WO 00/50032).
30 Examples of microtubulin inhibitors include paclitaxel, vindesine sulfate, 3',4'-didehydro-4'-deoxy-8'-norvincal leukoblastine, docetaxol, rhizoxin, dolastatin, mivobulin isethionate, auristatin, cemadotin, RPR109881, BMS184476, vinflunine, cryptophycin, 2,3,4,5,6-pentafluoro-*N*-(3-fluoro-4-methoxyphenyl)benzene sulfonamide, anhydrovinblastine, *N,N*-dimethyl-L-valyl-L-valyl-*N*-methyl-L-valyl-L-prolyl-L-proline-t-butylamide, TDX258, 35 and BMS188797.

 Some examples of topoisomerase inhibitors are topotecan, hycaptamine, irinotecan, rubitecan, 6-ethoxypropionyl-3',4'-*O*-exo-benzylidene-chartreusin, 9-methoxy-*N,N*-dimethyl-5-nitropyrazolo[3,4,5-kl]acridine-2-(6H)propanamine, 1-amino-9-ethyl-5-fluoro-2,3-dihydro-

5 9-hydroxy-4-methyl-1*H*,12*H*-benzo[de]pyrano[3',4':b,7]-indolizino[1,2b]quinoline-
10,13(9*H*,15*H*)dione, lurtotecan, 7-[2-(*N*-isopropylamino)-ethyl]-(2*S*)camptothecin,
BNP1350, BNPI1100, BN80915, BN80942, etoposide phosphate, teniposide, sobuzoxane, 2'-
dimethylamino-2'-deoxy-etoposide, GL331, *N*-[2-(dimethylamino)ethyl]-9-hydroxy-5,6-
10 dimethyl-6*H*-pyrido[4,3-*b*]carbazole-1-carboxamide, asulacrine, (5*a*, 5*a*B, 8*aa*,9*b*)-9-[2-[*N*-[2-
(dimethylamino)ethyl]-*N*-methylamino]ethyl]-5-[4-hydroxy-3,5-dimethoxyphenyl]-
5,5*a*,6,8,8*a*,9-hexahydrofuro(3',4':6,7)colchic(2,3-*d*)-1,3-dioxol-6-one, 2,3-(methylenedioxy)-
5-methyl-7-hydroxy-8-methoxybenzo[*c*]-phenanthridinium, 6,9-bis[(2-aminoethyl)-
amino]benzo[*g*]isoguinoline-5,10-dione, 5-(3-aminopropylamino)-7,10-dihydroxy-2-(2-
hydroxyethylaminomethyl)-6*H*-pyr azolo[4,5,1-*de*]acridin-6-one, *N*-[1-
15 [2(diethylamino)ethylamino]-7-methoxy-9-oxo-9*H*-thioxanthen-4-ylmethyl]formamide, *N*-(2-
(dimethylamino)ethyl)acridine-4-carboxamide, 6-[[2-(dimethylamino)ethyl]amino]-3-hydroxy-
7*H*-indeno[2,1-*c*]quinolin-7-one, and dimesna.

“Antiproliferative agents” includes antisense RNA and DNA oligonucleotides such as
G3139, ODN698, RVASKRAS, GEM231, and INX3001, and antimetabolites such as
20 enocitabine, carmofur, tegafur, pentostatin, doxifluridine, trimetrexate, fludarabine,
capecitabine, galocitabine, cytarabine ocfosfate, fosteabine sodium hydrate, raltitrexed,
paltitrexid, emitefur, tiazofurin, decitabine, nolatrexed, pemetrexed, nelzarabine, 2'-deoxy-2'-
methylidene-cytidine, 2'-fluoromethylene-2'-deoxycytidine, *N*-[5-(2,3-dihydro-
benzofuryl)sulfonyl]-*N'*-(3,4-dichlorophenyl)urea, N6-[4-deoxy-4-[N2-[2(E),4(E)-
25 tetradecadienoyl]glycylamino]-L-glycero-B-L-manno-heptopyranosyl]-adenine, aplidine,
ecteinasidin, troxacitabine, 4-[2-amino-4-oxo-4,6,7,8-tetrahydro-3*H*-pyrimidino[5,4-
b][1,4]thiazin-6-yl-(*S*)-ethyl]-2,5-thienoyl-L-glutamic acid, aminopterin, 5-fluorouracil,
alanosine, 11-acetyl-8-(carbamoyloxymethyl)-4-formyl-6-methoxy-14-oxa-1,11-diazatetra
cyclo(7.4.1.0.0)-tetradeca-2,4,6-trien-9-yl acetic acid ester, swainsonine, lometrexol,
30 dexrazoxane, methioninase, 2'-cyano-2'-deoxy-N4-palmitoyl-1-β-D-arabino furanosyl
cytosine, and 3-aminopyridine-2-carboxaldehyde thiosemicarbazone. “Antiproliferative
agents” also includes monoclonal antibodies to growth factors, other than those listed under
“angiogenesis inhibitors”, such as trastuzumab, and tumor suppressor genes, such as p53,
which can be delivered via recombinant virus-mediated gene transfer (see U.S. Pat. No.
35 6,069,134, for example).

“HMG-CoA reductase inhibitors” refers to inhibitors of 3-hydroxy-3-methylglutaryl-
CoA reductase. Compounds which have inhibitory activity for HMG-CoA reductase can be
readily identified by using assays well-known in the art. For example, see the assays described

5 or cited in U.S. Pat. No. 4,231,938 at col. 6, and WO 84/02131 at pp. 30-33. The terms "HMG-CoA reductase inhibitor" and "inhibitor of HMG-CoA reductase" have the same meaning when used herein. It has been reported that (*Int. J. Cancer*, 20;97(6):746-50, 2002) combination therapy with lovastatin, a HMG-CoA reductase inhibitor, and butyrate, an inducer of apoptosis in the Lewis lung carcinoma model in mice showed potentiating antitumor effects

10 Examples of HMG-CoA reductase inhibitors that may be used include but are not limited to lovastatin (MEVACOR[®]; see U.S. Pat. Nos. 4,231,938; 4,294,926; 4,319,039), simvastatin (ZOCOR[®]; see U.S. Pat. Nos. 4,444,784; 4,820,850; 4,916,239), pravastatin (PRAVACHOL[®]; see U.S. Pat. Nos. 4,346,227; 4,537,859; 4,410,629; 5,030,447 and 5,180,589), fluvastatin (LESCOL[®]; see U.S. Pat. Nos. 5,354,772; 4,911,165; 4,929,437; 15 5,189,164; 5,118,853; 5,290,946; 5,356,896), atorvastatin (LIPITOR[®]; see U.S. Pat. Nos. 5,273,995; 4,681,893; 5,489,691; 5,342,952) and cerivastatin (also known as rivastatin and BAYCHOL[®]; see U.S. Pat. No. 5,177,080). The structural formulas of these and additional HMG-CoA reductase inhibitors that may be used in the instant methods are described at page 87 of M. Yalpani, "Cholesterol Lowering Drugs", Chemistry & Industry, pp. 85-89 (Feb. 5, 20 1996) and U.S. Pat. Nos. 4,782,084 and 4,885,314. The term HMG-CoA reductase inhibitor as used herein includes all pharmaceutically acceptable lactone and open-acid forms (i.e., where the lactone ring is opened to form the free acid) as well as salt and ester forms of compounds which have HMG-CoA reductase inhibitory activity, and the use of such salts, esters, open-acid and lactone forms is included within the scope of this invention.

25 In HMG-CoA reductase inhibitors where an open-acid form can exist, salt and ester forms may preferably be formed from the open-acid, and all such forms are included within the meaning of the term "HMG-CoA reductase inhibitor" as used herein. Preferably, the HMG-CoA reductase inhibitor is selected from lovastatin and simvastatin, and most preferably simvastatin.

30 Herein, the term "pharmaceutically acceptable salts" with respect to the HMG-CoA reductase inhibitor shall mean non-toxic salts of the compounds employed in this invention which are generally prepared by reacting the free acid with a suitable organic or inorganic base, particularly those formed from cations such as sodium, potassium, aluminum, calcium, lithium, magnesium, zinc and tetramethylammonium, as well as those salts formed from 35 amines such as ammonia, ethylenediamine, *N*-methylglucamine, lysine, arginine, ornithine, choline, *N,N'*-dibenzylethylenediamine, chlorprocaine, diethanolamine, procaine, *N*-benzylphenethylamine, 1-*p*-chlorobenzyl-2-pyrrolidine-1'-yl-methylbenzimidazole, diethylamine, piperazine, and tris(hydroxymethyl) aminomethane. Further examples of salt

5 forms of HMG-CoA reductase inhibitors may include, but are not limited to, acetate, benzenesulfonate, benzoate, bicarbonate, bisulfate, bitartrate, borate, bromide, calcium hydroxyl, camsylate, carbonate, chloride, clavulanate, citrate, dihydrochloride, hydroxyl, edisylate, estolate, esylate, fumarate, gluceptate, gluconate, glutamate, glycolylarsanilate, hexylresorcinate, hydrabamine, hydrobromide, hydrochloride, hydroxynapthoate, iodide, 10 isothionate, lactate, lactobionate, laurate, malate, maleate, mandelate, mesylate, methylsulfate, mucate, napsylate, nitrate, oleate, oxalate, pamaote, palmitate, panthothenate, phosphate/diphosphate, polygalacturonate, salicylate, stearate, subacetate, succinate, tannate, tartrate, teoate, tosylate, triethiodide, and valerate.

15 Ester derivatives of the described HMG-CoA reductase inhibitor compounds may act as prodrugs which, when absorbed into the bloodstream of a warm-blooded animal, may cleave in such a manner as to release the drug form and permit the drug to afford improved therapeutic efficacy.

“Prenyl-protein transferase inhibitor” refers to a compound which inhibits any one or any combination of the prenyl-protein transferase enzymes, including farnesyl-protein 20 transferase (FPTase), geranylgeranyl-protein transferase type I (GGPTase-I), and geranylgeranyl-protein transferase type-II (GGPTase-II, also called Rab GGPTase). Examples of prenyl-protein transferase inhibiting compounds include (\pm)-6-[amino(4-chlorophenyl)(1-methyl-1*H*-imidazol-5-yl)methyl]-4-(3-chlorophenyl)-1-methyl-2(1*H*)-quinolinone, (-)-6-[amino(4-chlorophenyl)(1-methyl-1*H*-imidazol-5-yl)methyl]-4-(3-chloro phenyl)-1-methyl- 25 2(1*H*)-quinolinone, (+)-6-[amino(4-chlorophenyl)(1-methyl-1*H*-imidazol-5-yl)methyl]-4-(3-chloro phenyl)-1-methyl-2(1*H*)-quinolinone, 5(*S*)-*n*-butyl-1-(2,3-dimethylphenyl)-4-[1-(4-cyanobenzyl)-5-imidazolylmethyl]-2-piperazinone, (*S*)-1-(3-chlorophenyl)-4-[1-(4-cyanobenzyl)-5-imidazolylmethyl]-5-[2-(ethanesulfonyl)-methyl]-2-piperazinone, 5(*S*)-*n*-butyl-1-(2-methylphenyl)-4-[1-(4-cyanobenzyl)-5-imidazolylmethyl]-2-piperazinone, 1-(3-chlorophenyl)-4-[1-(4-cyanobenzyl)-2-methyl-5-imidazolylmethyl]-2-piperazinone, 1-(2,2-diphenylethyl)-3-[*N*-(1-(4-cyanobenzyl)-1*H*-imidazol-5-ylethyl)carbonyl]piperidine, 4-{5-[4-hydroxymethyl-4-(4-chloropyridin-2-ylmethyl)-piperidine-1-ylmethyl]-2-methylimidazol-1-ylmethyl}benzotrile, 4-{5-[4-hydroxymethyl-4-(3-chlorobenzyl)-piperidine-1-ylmethyl]-2-methylimidazol-1-ylmethyl}benzotrile, 4-{3-[4-(2-oxo-2*H*-pyridin-1-yl)benzyl]-3*H*- 35 imidazol-4-ylmethyl}benzotrile, 4-{3-[4-(5-chloro-2-oxo-2*H*-[1,2']bipyridin-5'-ylmethyl)-3*H*-imidazol-4-ylmethyl}benzotrile, 4-{3-[4-(2-oxo-2*H*-[1,2']bipyridin-5'-ylmethyl)-3*H*-imidazol-4-ylmethyl}benzotrile, 4-[3-(2-oxo-1-phenyl-1,2-dihydropyridin-4-ylmethyl)-3*H*-imidazol-4-ylmethyl}benzotrile, 18,19-dihydro-19-oxo-5*H*,17*H*-6,10:12,16-dimetheno-1*H*-

5 imidazo[4,3-c][1,11,4]dioxo-azacyclononadecine-9-carbonitrile, (\pm)-19,20-dihydro-19-oxo-5H-18,21-ethano-12,14-etheno-6,10-metheno-22H-benzo[d]imidazo[4,3-k][1,6,9,12]-oxatriaza-cyclooctadecine-9-carbonitrile, 19,20-dihydro-19-oxo-5H,17H-18,21-ethano-6,10:12,16-dimetheno-22H-imidazo[3,4-h][1,8,11,14]oxatriazacyclo-eicosine-9-carbonitrile, and (\pm)-19,20-dihydro-3-methyl-19-oxo-5H-18,21-ethano-12,14-etheno-6,10-metheno-22H-
10 benzo[d]imidazo[4,3-k][1,6,9,12]oxa-triazacyclooctadecine-9-carbonitrile.

Other examples of prenyl-protein transferase inhibitors can be found in the following publications and patents: WO 96/30343, WO 97/18813, WO 97/21701, WO 97/23478, WO 97/38665, WO 98/28980, WO 98/29119, WO 95/32987, U.S. Pat. Nos. 5,420,245, 5,523,430, 5,532,359, 5,510,510, 5,589,485, 5,602,098, European Patent Publ. 0 618 221, European
15 Patent Publ. 0 675 112, European Patent Publ. 0 604 181, European Patent Publ. 0 696 593, WO 94/19357, WO 95/08542, WO 95/11917, WO 95/12612, WO 95/12572, WO 95/10514, U.S. Pat. No. 5,661,152, WO 95/10515, WO 95/10516, WO 95/24612, WO 95/34535, WO 95/25086, WO 96/05529, WO 96/06138, WO 96/06193, WO 96/16443, WO 96/21701, WO 96/21456, WO 96/22278, WO 96/24611, WO 96/24612, WO 96/05168, WO 96/05169, WO
20 96/00736, U.S. Pat. No. 5,571,792, WO 96/17861, WO 96/33159, WO 96/34850, WO 96/34851, WO 96/30017, WO 96/30018, WO 96/30362, WO 96/30363, WO 96/31111, WO 96/31477, WO 96/31478, WO 96/31501, WO 97/00252, WO 97/03047, WO 97/03050, WO 97/04785, WO 97/02920, WO 97/17070, WO 97/23478, WO 97/26246, WO 97/30053, WO 97/44350, WO 98/02436, and U.S. Pat. No. 5,532,359. For an example of the role of a prenyl-
25 protein transferase inhibitor on angiogenesis see J. Of Cancer, Vol. 35, No. 9, pp.1394-1401 (1999).

Examples of HIV protease inhibitors include amprenavir, abacavir, CGP-73547, CGP-61755, DMP-450, indinavir, nelfinavir, tipranavir, ritonavir, saquinavir, ABT-378, AG 1776, and BMS-232, 632. Examples of reverse transcriptase inhibitors include delaviridine,
30 efavirenz, GS-840, HB Y097, lamivudine, nevirapine, AZT, 3TC, ddC, and ddI. It has been reported (*Nat. Med.*;8(3):225-32, 2002) that HIV protease inhibitors, such as indinavir or saquinavir, have potent anti-angiogenic activities and promote regression of Kaposi sarcoma
“Angiogenesis inhibitors” refers to compounds that inhibit the formation of new blood vessels, regardless of mechanism. Examples of angiogenesis inhibitors include, but are not
35 limited to, tyrosine kinase inhibitors, such as inhibitors of the tyrosine kinase receptors Flt-1 (VEGFR1) and Flk-1/KDR (VEGFR20), inhibitors of epidermal-derived, fibroblast-derived, or platelet derived growth factors, MMP (matrix metalloprotease) inhibitors, integrin blockers, interferon- α , interleukin-12, pentosan polysulfate, cyclooxygenase inhibitors, including

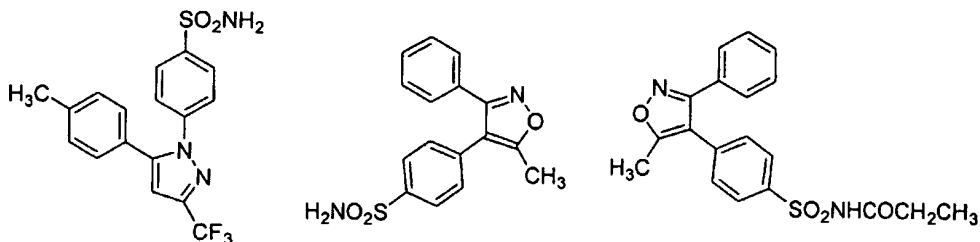
5 nonsteroidal anti-inflammatories (NSAIDs) like aspirin and ibuprofen as well as selective cyclooxygenase-2 inhibitors like celecoxib, valecoxib, and rofecoxib (*PNAS*, Vol. 89, p. 7384 (1992); *JNCI*, Vol. 69, p. 475 (1982); *Arch. Ophthalmol.*, Vol. 108, p.573 (1990); *Anat. Rec.*, Vol. 238, p. 68 (1994); *FEBS Letters*, Vol. 372, p. 83 (1995); *Clin., Orthop.* Vol. 313, p. 76 (1995); *J. Mol. Endocrinol.*, Vol. 16, p.107 (1996); *Jpn. J. Pharmacol.*, Vol. 75, p. 105 (1997);
10 *Cancer Res.*, Vol. 57, p. 1625 (1997); *Cell*, Vol. 93, p. 705 (1998); *Intl. J. Mol. Med.*, Vol. 2, p. 715 (1998); *J. Biol. Chem.*, Vol. 274, p. 9116 (1999)), carboxyamidotriazole, combretastatin A-4, squalamine, 6-O-chloroacetyl-carbonyl)-fumagillol, thalidomide, angiostatin, troponin-1, angiotensin II antagonists (see Fernandez et al., *J. Lab. Clin. Med.* 105:141-145 (1985)), and antibodies to VEGF (see, *Nature Biotechnology*, Vol. 17, pp.963-968 (October 1999); Kim et al.,
15 *Nature*, 362, 841-844 (1993); WO 00/44777; and WO 00/61186).

As described above, the combinations with NSAID's are directed to the use of NSAID's which are potent COX-2 inhibiting agents. For purposes of this specification an NSAID is potent if it possess an IC₅₀ for the inhibition of COX-2 of 1 μM or less as measured by the cell or microsomal assay known in the art.

20 The invention also encompasses combinations with NSAID's which are selective COX-2 inhibitors. For purposes of this specification NSAID's which are selective inhibitors of COX-2 are defined as those which possess a specificity for inhibiting COX-2 over COX-1 of at least 100 fold as measured by the ratio of IC₅₀ for COX-2 over IC₅₀ for COX-1 evaluated by the cell or microsomal assay disclosed hereinunder. Such compounds include, but are not limited to
25 those disclosed in U.S. Pat. No. 5,474,995, issued Dec. 12, 1995, U.S. Pat. No. 5,861,419, issued Jan. 19, 1999, U.S. Pat. No. 6,001,843, issued Dec. 14, 1999, U.S. Pat. No. 6,020,343, issued Feb. 1, 2000, U.S. Pat. No. 5,409,944, issued Apr. 25, 1995, U.S. Pat. No. 5,436,265, issued Jul. 25, 1995, U.S. Pat. No. 5,536,752, issued Jul. 16, 1996, U.S. Pat. No. 5,550,142, issued Aug. 27, 1996, U.S. Pat. No. 5,604,260, issued Feb. 18, 1997, U.S. Pat. No. 5,698,584,
30 issued Dec. 16, 1997, U.S. Pat. No. 5,710,140, issued Jan. 20, 1998, WO 94/15932, published Jul. 21, 1994, U.S. Pat. No. 5,344,991, issued Jun. 6, 1994, U.S. Pat. No. 5,134,142, issued Jul. 28, 1992, U.S. Pat. No. 5,380,738, issued Jan. 10, 1995, U.S. Pat. No. 5,393,790, issued Feb. 20, 1995, U.S. Pat. No. 5,466,823, issued Nov. 14, 1995, U.S. Pat. No. 5,633,272, issued May 27, 1997, and U.S. Pat. No. 5,932,598, issued Aug. 3, 1999, all of which are hereby
35 incorporated by reference. Other examples of specific inhibitors of COX-2 include those disclosed in U.S. Patent 6,313,138 the disclosure of which is incorporated herein by reference in its entirety.

5 General and specific synthetic procedures for the preparation of the COX-2 inhibitor compounds described above are found in U.S. Pat. No. 5,474,995, issued Dec. 12, 1995, U.S. Pat. No. 5,861,419, issued Jan. 19, 1999, and U.S. Pat. No. 6,001,843, issued Dec. 14, 1999, all of which are herein incorporated by reference.

10 Compounds that have been described as specific inhibitors of COX-2 and are therefore useful in the present invention include, but are not limited to, the following:



or a pharmaceutically acceptable salt thereof.

15 Compounds which are described as specific inhibitors of COX-2 and are therefore useful in the present invention, and methods of synthesis thereof, can be found in the following patents, pending applications and publications, which are herein incorporated by reference:
 WO 94/15932, published Jul. 21, 1994, U.S. Pat. No. 5,344,991, issued Jun. 6, 1994, U.S. Pat. No. 5,134,142, issued Jul. 28, 1992, U.S. Pat. No. 5,380,738, issued Jan. 10, 1995, U.S. Pat. No. 5,393,790, issued Feb. 20, 1995, U.S. Pat. No. 5,466,823, issued Nov. 14, 1995, U.S. Pat. No. 5,633,272, issued May 27, 1997, and U.S. Pat. No. 5,932,598, issued Aug. 3, 1999.

20 Compounds which are specific inhibitors of COX-2 and are therefore useful in the present invention, and methods of synthesis thereof, can be found in the following patents, pending applications and publications, which are herein incorporated by reference: U.S. Pat. No. 5,474,995, issued Dec. 12, 1995, U.S. Pat. No. 5,861,419, issued Jan. 19, 1999, U.S. Pat. No. 6,001,843, issued Dec. 14, 1999, U.S. Pat. No. 6,020,343, issued Feb. 1, 2000, U.S. Pat. No. 5,409,944, issued Apr. 25, 1995, U.S. Pat. No. 5,436,265, issued Jul. 25, 1995, U.S. Pat. No. 5,536,752, issued Jul. 16, 1996, U.S. Pat. No. 5,550,142, issued Aug. 27, 1996, U.S. Pat. No. 5,604,260, issued Feb. 18, 1997, U.S. Pat. No. 5,698,584, issued Dec. 16, 1997, and U.S. Pat. No. 5,710,140, issued Jan. 20, 1998.

30 Other examples of angiogenesis inhibitors include, but are not limited to, endostatin, ukrain, ranpirnase, IM862, 5-methoxy-4-[2-methyl-3-(3-methyl-2-butenyl)oxiranyl]-1-oxaspiro[2,5]oct-6-yl(chloroacetyl)carbamate, acetyldinanaline, 5-amino-1-[[3,5-dichloro-4-(4-chlorobenzoyl)phenyl]-methyl]-1*H*-1,2,3-triazole-4-carboxamide, CM101, squalamine, combretastatin, RPI4610, NX31838, sulfated mannopentose phosphate, 7,7-(carbonyl-bis[imino-*N*-methyl-4,2-pyrrolocarbonyl-imino[*N*-methyl-4,2-pyrrole]-carbonylimino]-bis-

5 (1,3-naphthalene disulfonate), and 3-[(2,4-dimethylpyrrol-5-yl)methylene]-2-indolinone (SU5416).

As used above, "integrin blockers" refers to compounds which selectively antagonize, inhibit or counteract binding of a physiological ligand to the $\alpha_v\beta_3$ integrin, to compounds which selectively antagonize, inhibit or counter-act binding of a physiological ligand to the $\alpha_v\beta_5$ integrin, to compounds which antagonize, inhibit or counteract binding of a physiological ligand to both the $\alpha_v\beta_3$ integrin and the $\alpha_v\beta_5$ integrin, and to compounds which antagonize, inhibit or counteract the activity of the particular integrin(s) expressed on capillary endothelial cells. The term also refers to antagonists of the $\alpha_v\beta_6$, $\alpha_v\beta_8$, $\alpha_1\beta_1$, $\alpha_2\beta_1$, $\alpha_5\beta_1$, $\alpha_6\beta_1$ and $\alpha_6\beta_4$ integrins. The term also refers to antagonists of any combination of $\alpha_v\beta_3$, $\alpha_v\beta_5$, $\alpha_v\beta_6$, $\alpha_v\beta_8$, $\alpha_1\beta_1$, $\alpha_2\beta_1$, $\alpha_5\beta_1$, $\alpha_6\beta_1$ and $\alpha_6\beta_4$ integrins.

Some specific examples of tyrosine kinase inhibitors include *N*-(trifluoromethylphenyl)-5-methylisoxazol-4-carboxamide, 3-[(2,4-dimethylpyrrol-5-yl)methylidene]indolin-2-one, 17-(allylamino)-17-demethoxygeldanamycin, 4-(3-chloro-4-fluorophenylamino)-7-methoxy-6-[3-(4-morpholinyl)propoxyl]quinazoline, *N*-(3-ethynylphenyl)-6,7-bis(2-methoxyethoxy)-4-quinazolinamine, BIBX1382, 2,3,9,10,11,12-hexahydro-10-(hydroxymethyl)-10-hydroxy-9-methyl-9,12-epoxy-1*H*-diindolo[1,2,3-*fg*:3',2',1'-*kl*]pyrrolo[3,4-*i*][1,6]benzodiazocin-1-one, SH268, genistein, ST1571, CEP2563, 4-(3-chlorophenylamino)-5,6-dimethyl-7*H*-pyrrolo [2,3-*d*]pyrimidinemethane sulfonate, 4-(3-bromo-4-hydroxyphenyl)amino-6,7-dimethoxyquinazoline, 4-(4'-hydroxyphenyl)amino-6,7-dimethoxyquinazoline, SU6668, SU11248, STI571A, *N*-4-chlorophenyl-4-(4-pyridylmethyl)-1-phthalazinamine, and EMD121974.

The instant compounds are also useful, alone or in combination with platelet fibrinogen receptor (GP IIB/IIIa) antagonists, such as tirofiban, to inhibit metastasis of cancerous cells. Tumor cells can activate platelets largely via thrombin generation. This activation is associated with the release of VEGF. The release of VEGF enhances metastasis by increasing extravasation at points of adhesion to vascular endothelium (Amirkhosravi, Platelets 10, 285-292, 1999). Therefore, the present compounds can serve to inhibit metastasis, alone or in combination with GP IIB/IIIa) antagonists. Examples of other fibrinogen receptor antagonists include abciximab, eptifibatide, sibrifiban, lamifiban, lotrafiban, cromofiban, and CT50352.

"DNA methyltransferase inhibitor" refers to compounds which inhibit the methylation of the DNA base cytosine at the C-5 position of that base by the DNA methyltransferase enzyme. Examples of such DNA methyltransferase inhibitor include compounds disclosed in

5 US Patents 6,329,412 and 6,268,137. Specific DNA methyltransferase inhibitors include 5-azacytosine and zebularine®.

If formulated as a fixed dose, such combination products employ the compounds of this invention within the dosage range described above and the other pharmaceutically active agent(s) within its approved dosage range. Compounds of the instant invention may
10 alternatively be used sequentially with known pharmaceutically acceptable agent(s) when a combination formulation is inappropriate.

The term administration and variants thereof (e.g., "administering" a compound) in reference to a compound of the invention means introducing the compound or a prodrug of the compound into the system of the animal in need of treatment. When a compound of the
15 invention or prodrug thereof is provided in combination with one or more other active agents (e.g., a cytotoxic agent, etc.), "administration" and its variants are each understood to include concurrent and sequential introduction of the compound or prodrug thereof and other agents.

As used herein, the term "composition" is intended to encompass a product comprising the specified ingredients in the specified amounts, as well as any product which results,
20 directly or indirectly, from combination of the specified ingredients in the specified amounts.

The compounds of the instant invention may also be co-administered with other well known therapeutic agents that are selected for their particular usefulness against the condition that is being treated. For example, the compounds of the instant invention may also be co-administered with other well known cancer therapeutic agents that are selected for their
25 particular usefulness against the condition that is being treated. Included in such combinations of therapeutic agents are combinations of the farnesyl-protein transferase inhibitors disclosed in US Patent 6,313,138 and an antineoplastic agent. It is also understood that such a combination of antineoplastic agent and inhibitor of farnesyl-protein transferase may be used in conjunction with other methods of treating cancer and/or tumors, including radiation therapy
30 and surgery.

Examples of an antineoplastic agent include, in general, microtubule-stabilizing agents (such as paclitaxel (also known as Taxol®), docetaxel (also known as Taxotere®), epothilone A, epothilone B, desoxyepothilone A, desoxyepothilone B or their derivatives); microtubule-disruptor agents; alkylating agents, anti-metabolites; epidophyllotoxin; an antineoplastic
35 enzyme; a topoisomerase inhibitor; procarbazine; mitoxantrone; platinum coordination complexes; biological response modifiers and growth inhibitors; hormonal/anti-hormonal therapeutic agents and haematopoietic growth factors.

5 Example classes of antineoplastic agents include, for example, the anthracycline family of drugs, the vinca drugs, the mitomycins, the bleomycins, the cytotoxic nucleosides, the taxanes, the epothilones, discodermolide, the pteridine family of drugs, diynenes and the podophyllotoxins. Particularly useful members of those classes include, for example, doxorubicin, carminomycin, daunorubicin, aminopterin, methotrexate, methopterin, dichloro-
10 methotrexate, mitomycin C, porfiromycin, Herceptin[®], Rituxan[®], 5-fluorouracil, 6-mercaptopurine, gemcitabine, cytosine arabinoside, podophyllotoxin or podo-phyllotoxin derivatives such as colchicines, etoposide, etoposide phosphate or teniposide, melphalan, vinblastine, vincristine, leurosidine, vindesine, leurosine, paclitaxel and the like. Other useful
15 antineoplastic agents include estramustine, cisplatin, carboplatin, cyclophosphamide, bleomycin, tamoxifen, ifosamide, melphalan, hexamethyl melamine, thiotepa, cytarabin, idatrexate, trimetrexate, dacarbazine, L-asparaginase, camptothecin, CPT-11, topotecan, ara-C, bicalutamide, flutamide, leuprolide, pyridobenzoindole derivatives, interferons and interleukins. The preferred class of antineoplastic agents is the taxanes and the preferred antineoplastic agent is paclitaxel.

20 Radiation therapy, including x-rays or gamma rays that are delivered from either an externally applied beam or by implantation of tiny radioactive sources, may also be used in combination with the compounds of this invention alone to treat cancer.

EXAMPLES

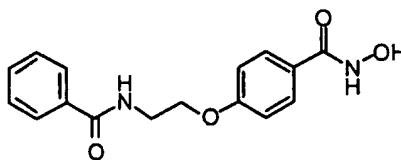
25 The following preparations and examples are given to enable those skilled in the art to more clearly understand and to practice the present invention. They should not be considered as limiting the scope of the invention, but merely as being illustrative and representative thereof.

Synthetic Examples

30

Example 1

Synthesis of *N*-hydroxy-4-(2-benzenecarbonylamino-ethoxy)benzamide



Step 1

35 To a solution of 2-aminoethanol (3.1 g, 50 mmol) in THF (10 ml) was added *tert*-butyloxycarbonyl anhydride (10.9 g, 50 mmol) in THF (150 ml). The reaction mixture was stirred for 3 h, then diluted with ethyl acetate, washed with 0.5 M aqueous HCl, and brine. The

5 organic layer was dried (MgSO_4), filtered and concentrated *in vacuo* to give 2-*N*-Boc-aminoethanol which was directly used in the next step.

Step 2

To a solution of triphenylphosphine (17.7 g, 67.5 mmol) in anhydrous THF (135 ml) was added DIAD (13.6 g, 67.5 mmol). The solution was stirred until a white precipitate was formed (2 to 10 min). After additional 60 min., a solution of 2-*N*-Boc amino-ethanol (7.2 g, 45 mmol) and methyl 4-hydroxybenzoate (6.8 g, 45 mmol) in THF (25 ml) was added and stirring was continued for 5 h. The reaction mixture was concentrated *in vacuo* and purified by flash chromatography to give methyl 4-(2-*N*-Boc aminoethoxy)benzoate. Alternatively, the crude material can directly be used in the next step.

15 Step 3

To a solution of crude methyl 4-(2-*N*-Boc aminoethoxy)benzoate in methanol (20 ml) was added 4M HCl/dioxane (180 ml). After stirring for 3 h, diethyl ether (300 ml) was added providing a white precipitate. The solid was collected, suspended in ethyl acetate and stirred for 15-20 min. The solid was collected again and dried under high *vacuo* providing methyl 4-(2-aminoethoxy)benzoate hydrochloride 6.3 g (60% over 2 steps).

20 Step 4

To a suspension of methyl 4-(2-amino-ethoxy)benzoate hydrochloride (0.232 g, 1 mmol) in THF (6 ml) was added benzoyl chloride (0.140 g, 1 mmol) followed by triethylamine (0.121 g, 1.2 mmol). The reaction mixture was stirred for 1 h and then diluted with ethyl acetate. The organic layer was washed with 0.5 M aqueous HCl, saturated sodium bicarbonate solution, and brine. The organic layer was concentrated *in vacuo* to give methyl 4-(2-benzenecarbonylamino-ethoxy)benzoate which was directly used in the next step.

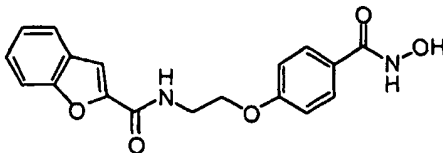
Step 5

To a solution of crude methyl 4-(2-benzenecarbonylamino-ethoxy)benzoate (0.5 mmol) in a 1:1 mixture of THF/methanol (20 ml) was added 50 wt.% aqueous hydroxylamine (3 ml) followed by 1M aqueous NaOH (1 ml) adjusting the pH between 10-11. The reaction mixture was stirred for 14 h, neutralized to pH=7-8 with 6 M aqueous HCl and concentrated *in vacuo*. The precipitate was collected and purified by HPLC providing the title compound as a white solid. $^1\text{H NMR}$ ($\text{DMSO} - d_6$): δ 8.69 (t, $J = 5.8$ Hz, 1H), 7.83 (d, $J = 7.5$ Hz, 2H), 7.69 (d, $J = 9.1$ Hz, 2H), 7.46 (m, 3H), 6.99 (d, $J = 9.1$ Hz, 2H), 4.16 (t, $J = 5.8$ Hz, 2H), 3.63 (q, $J = 5.8$ Hz, 2H). EM (calc.): 300.1; MS (ESI) m/e : 301.1 ($\text{M}-1$) $^+$, 299.0 ($\text{M}+1$) $^-$.

- 5 Proceeding as described in Example 1, Steps 1-4 above, but substituting 2-aminoethanol with (S)-(+)-2-amino-1-butanol provided methyl 4-(2S-aminobutoxy)benzoate hydrochloride.

Example 2

- 10 Synthesis of *N*-hydroxy-4-[2-(benzofuran-2-yl-carbonylamino)-ethoxy]-benzamide



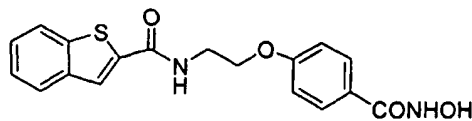
Step 1

- A mixture of benzofuran-2-carboxylic acid (0.162 g, 1 mmol), EDC·HCl (0.268 g, 1.4 mmol) and HOBT·H₂O (0.203 g, 1.5 mmol) in DMF (6 ml) was stirred for 2 h. Methyl 4-(2-aminoethoxy)benzoate hydrochloride (0.232 g, 1 mmol) was added followed by triethylamine (0.121 g, 1.2 mmol). The reaction mixture was stirred for 2 h and then diluted with ethyl acetate, washed with saturated sodium bicarbonate solution, and brine. The organic layer was concentrated *in vacuo* and the crude 4-[2-(benzofuran-2-ylcarbonylamino)ethoxy]benzoate was converted to the title compound as described in Example 1, Step 5 above. ¹H NMR (DMSO-d₆) δ 11.05 (s, 1H), 8.92 (t, *J* = 5.6 Hz, 1H), 8.88 (s, 1H), 7.76 (d, *J* = 8.0 Hz, 1H), 7.70 (d, *J* = 9.2 Hz, 2H), 7.64 (d, *J* = 8.0 Hz, 1H), 7.55 (s, 1H), 7.46 (t, *J* = 6.8 Hz, 1H), 7.32 (t, *J* = 8.0 Hz, 1H), 7.01 (d, *J* = 8.2 Hz, 2H), 4.18 (t, *J* = 5.6 Hz, 2H), 3.67 (m, 2H). EM (calc.): 340.1; MS (ESI) *m/e*: (M+1H)⁺: 341.0, (M-1H)⁻: 339.1.

25

Example 3

Synthesis of *N*-hydroxy-4-[2-(benzothiophen-2-yl-carbonylamino)-ethoxy]-benzamide



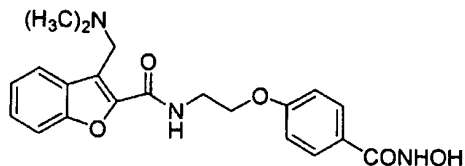
- To a suspension of methyl 4-(2-aminoethoxy)benzoate hydrochloride (0.232 g, 1 mmol) in THF (6 ml) was added benzothiophene-2-carbonyl chloride (0.150 g, 1 mmol) followed by triethylamine (0.121 g, 1.2 mmol). The reaction mixture was stirred for 1 h and diluted with ethyl acetate (50 ml). The organic layer was washed with 0.5 M aqueous HCl, saturated sodium bicarbonate solution, and brine. The organic layer was concentrated *in vacuo* and the crude methyl 4-[2-(benzothiophen-2-yl-carbonylamino)ethoxy]benzoate was converted to the title compound as described in Example 1, Step 5 above.

5 Proceeding as described in Example 3 above, but substituting methyl 4-(2-aminoethoxy)benzoate hydrochloride with methyl 4-(2S-aminobutoxy)benzoate hydrochloride and benzothiophene-2-carbonyl chloride with cinnamoyl chloride provided *N*-hydroxy-4-[2S-(*trans*-cinnamoylamino)butoxy]benzamide.

10

Example 4

Synthesis of *N*-hydroxy-4-[2-(3-dimethylaminobenzofuran-2-ylcarbonylamino)-ethoxy]-benzamide

Step 1

15 To a solution of 3-methyl-benzofuran-2-carboxylic acid (0.98 g, 5.6 mmol) and 5 drops of DMF in THF (25 ml) was added oxalyl chloride (0.53 ml, 6.1 mmol). After stirring the solution for 1 h at room temperature, methanol (20 ml) and TEA (7 ml) were added. The slurry was stirred overnight at room temperature, then concentrated and dissolved in ethyl acetate (100 ml) and washed with mild NaHCO₃ (100 ml). The organic layer was dried
20 (MgSO₄), filtered and concentrated to collect 3-methylbenzofuran-2-carboxylic acid methyl ester (1 g) as a tan solid. The crude methyl ester was used without further purification.

Step 2

A solution of 3-methylbenzofuran-2-carboxylic acid methyl ester (1.0 g, 5.3 mmol), NBS (0.95 g, 5.3 mmol) and AIBN (87 mg, 0.53 mmol) was heat to reflux in CCl₄ (40 ml) for
25 3 h, then cooled to room temperature and concentrated. The residue was dissolved in ethyl acetate (100 ml) and washed with water (100 ml). The organic layer was dried (MgSO₄), filtered and concentrated to collect 3-bromomethylbenzofuran-2-carboxylic acid methyl ester (1.55 g) of a tan/yellow solid which was used in the next step without further purification.

Step 3

30 3-Bromomethylbenzofuran-2-carboxylic acid methyl ester (269 mg, 1 mmol) was dissolved in anhydrous DMF and added 2M dimethylamine/THF solution (1.5 ml, 3 mmol). After 1-2 h, the reaction was diluted with EtOAc and washed twice with saturated NaHCO₃ (aq.) and brine. The organic extract over was dried over Na₂SO₄ and then concentrated *in vacuo*. The crude was purified on a silica gel column (5% MeOH in dichloromethane) to give
35 3-dimethylaminomethylbenzofuran-2-carboxylic acid methyl ester (131 mg).

5 Step 4

To a solution of 3-dimethylaminomethylbenzofuran-2-carboxylic acid methyl ester (131 mg, 0.56 mmol) in MeOH was added 1N NaOH(aq.) till the pH of the solution was 13. The reaction mixture was stirred for 60-90 min. Upon completion, the reaction mixture was acidified to pH 3 with HCl (aq.) and concentrated to dryness to give 3-

10 dimethylaminomethylbenzofuran-2-carboxylic acid as the HCl salt, which was used for next step without further purification.

Step 5

To 3-dimethylaminomethylbenzofuran-2-carboxylic acid (140 mg, 0.56 mmol) was added EDC.HCl (150 mg, 0.784 mmol) and HOBt.H₂O (114 mg, 0.84 mmol) in anhydrous
15 DMF. The reaction mixture was stirred for 30-60 min., after which methyl-(4-(2-ethoxyamine))benzoate hydrochloric salt (130 mg, 0.56 mmol) and triethylamine (94 μ L, 0.672 mmol) were added and the reaction was stirred overnight. The reaction mixture was diluted with EtOAc and washed twice with saturated NaHCO₃ (aq.) and brine. The organic extract was concentrated *in vacuo* to give methyl 4-[2-(3-dimethylaminobenzofuran-2-yl-
20 carbonylamino)ethoxy]benzoate, which was then used without further purification.

Step 6

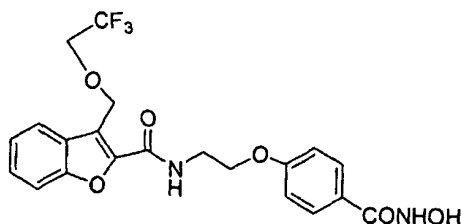
To a solution of crude methyl 4-[2-(3-dimethylaminobenzofuran-2-yl-carbonylamino)-ethoxy]-benzoate in MeOH and THF was added excess aqueous hydroxylamine solution and NaOH(aq.) to give pH 10-11. The reaction mixture was stirred overnight and then neutralized
25 to pH 7-8 with aqueous hydrochloric acid and concentrated *in vacuo*. The residue was dissolved in acetonitrile and water and purified with prep HPLC to give the title compound (107 mg).

¹H NMR (400 MHz, DMSO-d₆) δ 9.88 (m, 1H), 9.31 (t, J=6.0 Hz, 1H), 8.04 (d, J=7.6 Hz, 1H), 7.70 (m, 3H), 7.57 (t, J=7.6 Hz, 1H), 7.45 (t, J=7.6 Hz, 1H), 6.99 (d, J=9.2 Hz, 2H),
30 4.76 (d, J=4.8 Hz, 2H), 4.23 (t, J=6.0 Hz, 2H), 3.71 (m, 2H), 2.84 (s, 3H), 2.83 (s, 3H).

EM (calc.): 397.2; MS (ESI) m/e (M+1H)⁺: 398.1, (M-1H)⁻: 396.2.

5

Example 5

Synthesis of *N*-hydroxy-4-{2-[3-(2,2,2-trifluoroethoxymethyl)benzofuran-2-yl-carbonylamino]ethoxy}benzamide10 Step 1

Sodium hydride (15 mg, 0.56 mmol) was suspended in anhydrous DMF and stirred under $N_2(g)$. 2,2,2-Trifluoroethanol (270 μ L, 3.7 mmol) was added and after stirring the reaction mixture for 15-20 min., 3-bromomethylbenzofuran-2-carboxylic acid methyl ester was added. After 8 h, 1N NaOH (aq.) was added and the reaction mixture was stirred for 10-15 min. The reaction mixture was acidified reaction to pH 3 with aqueous hydrochloric acid and the product was extracted with EtOAc. The organic layer was dried organic over Na_2SO_4 and concentrated *in vacuo* to give 3-(2,2,2-trifluoroethoxymethyl)benzofuran-2-carboxylic acid (38 mg) which was then used without purification.

Step 2

20 To a solution of 3-(2,2,2-trifluoroethoxymethyl)benzofuran-2-carboxylic acid (38 mg, 0.139 mmol) in anhydrous DMF was added EDC.HCl (37 mg, 0.195 mmol) and HOBT. H_2O (26 mg, 0.195 mmol). After 60-90 min., methyl-(4-(2-ethoxyamine))benzoate hydrochloric salt (32 mg, 0.139 mmol) and triethylamine (23 μ L, 0.167 mmol) were added and the reaction mixture was stirred for 1-2 h. The reaction mixture was diluted with EtOAc and washed twice with saturated $NaHCO_3(aq.)$ and the organic extract was concentrated to give methyl 4-{2-[3-(2,2,2-trifluoroethoxymethyl)benzofuran-2-yl-carbonylamino]ethoxy}benzoate, which was then used without further purification.

Step 3

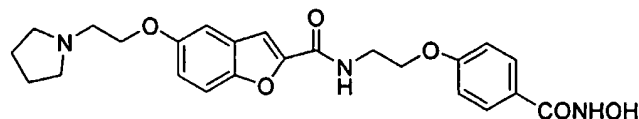
30 4-{2-[3-(2,2,2-Trifluoroethoxymethyl)benzofuran-2-yl-carbonylamino]-ethoxy}-benzoate was dissolved in MeOH and excess aqueous hydroxylamine solution and NaOH(aq) were added to give pH 10-11. After stirring overnight, the reaction mixture was neutralized reaction to pH 7-8 with aqueous hydrochloric acid. The reaction mixture was concentrated *in vacuo* to give a solid which was collected and washed with water, then dissolved in acetonitrile and water and purified with prep HPLC to give the title compound (35 mg).

5 ^1H NMR (400 MHz, DMSO- d_6) δ 11.04 (s, 1H), 8.95 (t, $J=5.6$ Hz, 1H), 8.89 (s, 1H), 7.81 (d, $J=7.6$ Hz, 1H), 7.70 (d, $J=8.8$ Hz, 2H), 7.63 (d, $J=8.8$ Hz, 1H), 7.50 (t, $J=8.8$ Hz, 1H), 7.36 (t, $J=8.0$ Hz, 1H), 7.00 (d, $J=9.2$ Hz, 2H), 5.25 (s, 2H), 4.18 (m, 4H), 3.67 (m, 2H)
EM (calc.): 452.1; MS (ESI) m/e ($M+1\text{H}$) $^+$: 453.0, ($M-1\text{H}$) $^-$: 451.0.

10

Example 6

Synthesis of *N*-hydroxy-4-{2-[5-(2-pyrrolidin-1-ylethoxy)benzofuran-2-ylcarbonylamino]ethoxy}benzamide

15 Step 1

5-Methoxybenzofuran-2-carboxylic acid (5.04 g, 26 mmol) was weighed into a 200 ml round bottom flask fitted with a stir bar, septum and nitrogen inlet. Anhydrous MeOH (50 ml) was added under nitrogen atmosphere. The solution was cooled in an ice bath and thionyl chloride (2.3 ml, 32 mmol) was added dropwise with vigorous stirring. After stirring
20 for 72 h at room temperature, the reaction mixture was poured into water (150 ml) and the white solid was collected. The solid was dissolved in toluene (100 ml) and the solution was washed with 1M NaHCO₃ and brine and dried over MgSO₄. Removal of the organic layer provided 5-methoxybenzofuran-2-carboxylic acid methyl ester as a white solid (5.15 g).

Step 2

25 A solution of 5-methoxybenzofuran-2-carboxylic acid methyl ester (5.15 g, 25 mmol) in anhydrous methylene chloride (15 ml) was cooled to -40° under nitrogen atmosphere. Boron tribromide in CH₂Cl₂ (27 ml of 1.0 M) was added over 1 h using a syringe pump. The reaction mixture was allowed to warm to room temperature. After 16 h, the reaction mixture was cooled in an ice bath and quenched with MeOH (15 ml). The reaction mixture was
30 poured into brine (100 ml) and extracted with EtOAc. The organic extracts were dried over anhydrous MgSO₄, and the solvent was removed on rotary evaporator. The residue was triturated with hexane and the yellow solid was filtered and dissolved in anhydrous MeOH (30 ml). The solution was cooled in an ice bath and thionyl chloride (1.9 ml, 26 mmol) was added dropwise. After 72 h, water (100 ml) was added and solid was collected. Purification
35 of the crude product on a 300 cm³ silica gel in a 5 x 15 cm plug using EtOAc provided 5-hydroxy-benzofuran-2-carboxylic acid methyl ester (4.53 g).

5 Step 3

Anhydrous tetrahydrofuran (15 ml) was added to a mixture of 5-hydroxybenzofuran-2-carboxylic acid methyl ester (1.10 g, 5.7 mmol), triphenylphosphine (1.50 g, 5.7 mmol), and 1-(2-hydroxyethyl)-pyrrolidine (0.66 g, 5.7 mmol) under a nitrogen atmosphere. Diisopropyl azodicarboxylate (1.15 ml, 5.8 mmol) was slowly added to the solution at room temperature. After 2 days, the solvent was removed and the residue was dissolved in a 2:1 mixture of Et₂O:EtOAc (150 ml). The solution was washed with 1.0M aqueous NaOH. The product was extracted into 1.0 M hydrochloric acid and the combined acid extracts were washed with Et₂O. The extracts were cooled and the pH of the extracts was adjusted to pH 12 with 50% aqueous NaOH. The basic solution was extracted with CH₂Cl₂ and the organic layer was dried over anhydrous MgSO₄, and concentrated to give 5-(2-pyrrolidin-1-yl-ethoxy)benzofuran-2-carboxylic acid methyl ester (0.96 g) as an amber colored solid.

15 Step 4

To an ice-cooled solution of 5-(2-pyrrolidin-1-ylethoxy)benzofuran-2-carboxylic acid methyl ester (960 mg, 3.3 mmol) anhydrous ethylene glycol dimethyl ether (10 ml) was added dropwise degassed aqueous lithium hydroxide solution (2.0 ml, 2.0M). After stirring at room temperature for 4 h, the solution was cooled down and the pH was adjusted to 2 with 4.0 M HCl in dioxane. A gummy tan precipitate formed. The solvent was removed and the gummy residue was frozen and lyophilized. The tan colored solid was dissolved in boiling 2-propanol (90 ml), the solution was filtered hot and then cooled to give 5-(2-pyrrolidin-1-yl-ethoxy)-benzofuran-2-carboxylic acid as beige colored needles (528 mg). Additional 153 mg was obtained from the mother liquor.

25 Step 5

To a solution of 5-(2-pyrrolidin-1-ylethoxy)benzofuran-2-carboxylic acid (156 mg, 0.50 mmol) and 4-(2-aminoethoxy)benzoic acid methyl ester hydrochloride (129 mg, 0.56 mmol) in DMF (4.5 ml) in a 20 ml vial was added diisopropylethylamine (0.88 ml, 5.1 mmol). A solution of *O*-(7-azabenzotriazol-1-yl)-1,1,3,3-tetramethyluronium hexafluorophosphate (740 μL, 0.82 M, 0.61 mmol) in DMF was added to give a bright yellow solution. The vial was purged with nitrogen and stirred at room temperature for 18 h. The solution was removed and the residue was dissolved in EtOAc (25 ml) and washed with H₂O, 1.0M aqueous K₂CO₃, and brine. The organic layer was dried over anhydrous MgSO₄ and solvent was removed on a rotary evaporator. Purification of the residue by column chromatography on a silica gel column using 93:5:2 CH₂Cl₂:MeOH:TEA eluent provided 4-

5 {2- [5-(2-pyrrolidin-1-ylethoxy)benzofuran-2-carboxylamino]-ethoxy}-benzoic acid methyl ester as a beige solid (174 mg).

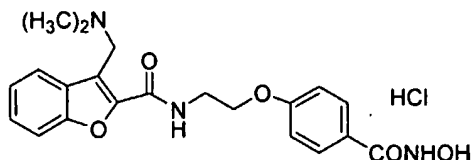
Step 6

To a solution of 4-{2- [5-(2-pyrrolidin-1-ylethoxy)benzofuran-2-carboxylamino]-ethoxy}-benzoic acid methyl ester (169 mg, 0.37 mmol) in methanol (8 ml) and
 10 tetrahydrofuran (4 ml) was added hydroxylamine in water (2.9 ml of a 50 wt. % solution) and 4.0 M aqueous solution of sodium hydroxide (0.65 ml). After stirring for 18 h, the organics were removed and the aqueous solution was cooled in an ice/water bath and the pH was adjusted to ~8 with 4.4 ml 1.0 M hydrochloric acid to give precipitates. The heterogeneous solution was warmed to room temperature and acetonitrile was added till the
 15 precipitates dissolved. The solution was chromatographed on C-18 reverse phase HPLC. Fractions with absorbance at 214 nm, were collected, frozen, and lyophilize to give the title compound (31 mg).

¹H NMR (400 MHz, DMSO-d₆) δ: 11.05 (s, 1H), 10.4 (s, 1H), 8.91 (s, 2H), 7.70 (d, 2H, *J* = 7.4), 7.59 (dd, 1H, *J* = 3.7, 9.1Hz), 7.51 (d, 1H, *J* = 3.7Hz), 7.35 (s, 1H), 7.13 (d, 1H, *J* = 9.0Hz), 7.00 (d, 2H, *J* = 7.4Hz), 4.37 (m, 2H), 4.18 (m, 2H), 3.62 (m, 6H), 3.12 (m, 2H),
 20 = 9.0Hz), 7.00 (d, 2H, *J* = 7.4Hz), 4.37 (m, 2H), 4.18 (m, 2H), 3.62 (m, 6H), 3.12 (m, 2H), 2.02 (m, 2H), 1.89 (m, 2H). EM (calc.): 453.2; MS (ESI) *m/e* (M+1H)⁺: 454.1, (M-1H)⁻: 452.2.

Example 7

25 Synthesis of *N*-hydroxy-4-[2-(3-dimethylaminobenzofuran-2-yl)carboxylamino]-ethoxy]-benzamide hydrochloride



Step 1

30 (2-Hydroxyethyl)carbamic acid *tert*-butyl ester (152.0 g, 0.942 mol) and 4-hydroxybenzoic acid methyl ester (174.0 g, 1.12 mol) were dissolved in tetrahydrofuran (2000 ml) and cooled to 0-5 °C. Triphenylphosphine (292.8 g 1.116 mol) was added to the cooled mixture. A solution of diisopropyl azodicarboxylate (246.0 g, 1.218 mol) in tetrahydrofuran (400 ml) was added dropwise over a period of one to two hours keeping the reaction temperature below
 35 10 °C. After addition, the reaction was allowed to warm slowly to ambient temperature and

5 stirred overnight. After completion of reaction, solvent was distilled under reduced pressure and the resulting oil was dissolved in ethanol (500 ml) and ethyl acetate (2000 ml). Acetyl Chloride (222.0 g, 2.826 mol) was added drop wise over fifteen minutes with the temperature allowed to rise to 40 °C. The resulting suspension was stirred at 40 °C until completion of reaction. After completion of reaction, the resulting crystals were filtered on a coarse frit and
10 washed with ethyl Acetate (300 mL). The material is dried *in vacuo* to to give of 4-(2-aminoethoxy)benzoic acid methyl ester hydrochloride (204.1 g) as a white crystalline solid.

Step 2

4-(2-Aminoethoxy)benzoic acid methyl ester hydrochloride (78.90 g, 0.340 mol) and 3-methylbenzofuran-2-carboxylic acid (60.0 g, 0.340 mol) were suspended in acetonitrile (360
15 ml) and cooled to 0-5 °C. Pyridine (137.6 mL, 1.702 mol) was added quickly. A solution of phosphorous oxychloride (52.2 g, 0.340 mol) in acetonitrile (60 ml) was added drop wise over thirty to forty-five minutes with the temperature kept below 20 °C. The reaction mixture was allowed to stir for one hour and warm slowly to ambient temperature. After completion of reaction, the solution was added to a rapidly stirred 0-5 °C mixture of chlorobenzene (1000 ml)
20 and 1N hydrochloric acid (1000 ml). The reaction mixture was stirred rapidly and allowed to warm to room temperature. The organic layer was washed with water, 3% potassium hydroxide, and again with water. Chlorobenzene (100 ml) was added to the washed organic layer. Solvent (100 ml) was then distilled at atmospheric pressure until the pot temperature reached 132 °C. After cooling to ambient temperature, 4-{2-[(3-methylbenzofuran-2-
25 carbonyl)amino]ethoxy}benzoic acid methyl ester was stored in solution for use in the next step.

Step 3

A solution of 4-{2-[(3-methylbenzofuran-2-carbonyl)amino]ethoxy}benzoic acid methyl ester (0.340 mol) in chlorobenzene (1000 ml) was treated with 2,2'-
30 azobisisobutyronitrile (5.60 g, 0.017 mol) and *N*-bromosuccinimide (75.76 g, 0.426 mol). The resulting mixture is heated to 80 °C and stirred for one hour. After completion of reaction, the reaction mixture was cooled to ambient temperature and washed with water, 3% sodium hydrogensulfite, and again with water. Solvent was distilled under reduced pressure and after cooling to ambient temperature, dichloromethane was added and to give 4-{2-[(3-bromo-
35 methylbenzofuran-2-carbonyl)amino]ethoxy}benzoic acid methyl ester which was used in the next step.

Step 4

5 A solution of 4-{2-[(3-bromomethylbenzofuran-2-carbonyl)amino]ethoxy}benzoic acid methyl ester (0.340 mol) in chlorobenzene (200 ml) and dichloromethane (800 ml) was added dropwise to a 0-5°C solution of 2M dimethylamine in tetrahydrofuran (510 ml, 1.022 mol) over 30 minutes with the temperature below 20 °C. The resulting mixture was stirred for one hour and allowed to warm to ambient temperature. After completion of reaction, the reaction
10 mixture was washed with 5% potassium carbonate and water. Solvent was distilled at atmospheric pressure until the pot temperature reached 100°C. After cooling to ~50 °C, acetonitrile (400 ml) and ethyl Acetate (400 ml) were added to the pot. The reaction mixture was heated to reflux until all solids dissolved. The reaction mixture was allowed to cool to give 4-{2-[(3-dimethylaminomethyl-benzofuran-2-carbonyl)amino]ethoxy}benzoic acid
15 methyl ester (76.6 g) as an off white powder.

Step 5

4-{2-[(3-Dimethylaminomethylbenzofuran-2-carbonyl)amino]ethoxy}benzoic acid methyl ester (70.0 g, 0.177 mol) was suspended in methanol (350 ml). 50% Potassium hydroxide (139.8 g, 1.062 mol) was added and the reaction mixture was heated to 60 °C until
20 completion of reaction. After cooling to room temperature, the resulting crystals were filtered on a coarse frit and washed with methanol. The crystals were dried *in vacuo* to give 4-{2-[(3-dimethylaminomethylbenzofuran-2-carbonyl)amino]ethoxy}benzoic acid potassium salt (72.0 g) as a white solid.

Step 6

25 4-{2-[(3-Dimethylaminomethylbenzofuran-2-carbonyl)amino]ethoxy}benzoic acid potassium salt (20.0 g, 0.0476 mol) was suspended in *N,N*-Dimethylformamide (100 ml). 4 Molar hydrochloric acid in dioxane (11.9 ml, 0.0476 mol) was added to the suspension. After stirring for thirty minutes at ambient temperature, the reaction mixture was filtered through a medium frit. 1-[3-(Dimethylamino)propyl]-3-ethylcarbodiimide hydrochloride (10.94 g,
30 0.0571 mol) and 1-hydroxybenzotriazole (7.71 g, 0.0571 mol) were added to the solution and the reaction mixture was stirred one hour at ambient temperature. In a separate pot, hydroxylamine hydrochloride (13.2 g, 1.904 mol) was suspended in *N,N*-dimethylformamide (100 ml) and treated with triethylamine (33.1 ml, 2.380 mol). After stirring the reaction mixture for 1 h, the salt was filtered off and the resulting solution was added to the above
35 activated acid solution and stirred at ambient temperature until completion of reaction. After the product began to crystallize, methanol (150 ml) was added slowly over thirty min. The reaction mixture was stirred for 1 h at ambient temperature then cooled to 0-5 °C and stirred another hour. The crystals were filtered and washed with methanol (40 ml) before being dried

5 *in vacuo* to give 3-dimethylaminomethylbenzofuran-2-carboxylic acid [2-(4-hydroxy-carbamoylphenoxy)ethyl]amide (11.88 g) as a white solid. The crude material (13.25 g, 0.033 mol) was suspended in *N,N*-dimethylformamide (80 ml) and heated to 100 °C to give a solution. After cooling, ethanol (80 ml) was added drop-wise over thirty minutes and the resulting suspension was allowed to cool for an hour. The crystals were filtered and washed
10 with ethanol (40 ml) and dried to give pure product (9.82 g) as a white solid.

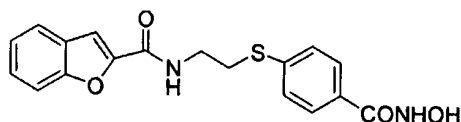
Step 7

3-Dimethylaminomethylbenzofuran-2-carboxylic acid [2-(4-hydroxy-carbamoylphenoxy)ethyl]amide (22.7 g, 0.057 mol) was suspended in 2-propanol (220 ml). 12 M HCl (5.2 ml, 0.063 mol) was added in one portion and the resulting mixture was heated to
15 reflux. Water (44 ml) was added drop-wise until a homogenous solution was obtained. The reaction mixture was allowed to cool and crystallize overnight. After cooling below 5°C for one h, the crystals were filtered and washed with 2-propanol before being dried *in vacuo* to give the title compound (22.0 g) as a white solid.

20

Example 8

Synthesis of *N*-hydroxy-4-[2-(benzofuran-2-ylcarbonylamino)-ethylsulfanyl]benzamide



25

Step 1

To a solution of diisopropyl azodicarboxylate (DIAD, 4.04 g, 20 mmol) in THF (100 ml) at 0 °C was added triphenylphosphine (5.25 g, 20 mmol). After 1 h, a solution of Boc-ethanolamine (3.22 g, 20 mmol) in THF (10 ml) was added. After 20 min., a solution of
30 methyl 4-mercaptobenzoate (3.86 g, 20 mmol) in THF (10 ml) was added and the reaction mixture was stirred overnight at room temperature. The reaction mixture was concentrated and ethyl acetate (150 ml) was added. The solution was washed with 1M HCl, saturated aqueous NaHCO₃, brine, dried over MgSO₄, filtered, and evaporated to dryness. The oily yellow residue was eluted through a plug of silica gel (0-20 ethyl acetate in hexane as mobile phase)
35 and the product was then recrystallized from ether and hexane to give methyl 4-(2-*tert*-butoxycarbonylaminoethylsulfanyl)benzoate (4.00 g).

Step 2

5 A solution of methyl 4-(2-*tert*-butoxycarbonylaminoethylsulfanyl)benzoate (1.00 g, 3.21 mmol) in dichloromethane (8 ml) was treated with a solution of HCl in dioxane (4M, 8 ml, 10 eq.) at room temperature for 3 h. Ether (100 ml) was added and the mixture was filtered, washed with ether and pumped dry to give methyl 4-(2-aminoethylsulfanyl)benzoate hydrochloride.

10 Step 3

Methyl 4-(2-aminoethylsulfanyl)benzoate hydrochloride (0.248 g, 1.00 mmol), was combined with benzofuran-2-carboxylic acid (0.162 g, 1.00 mmol) and HBTU (0.379 g, 1.00 mmol) in DMF (5 ml) at room temperature. Triethylamine (0.307 ml, 2.2 mmol) was added and the reaction mixture was stirred at room temperature overnight. Saturated aqueous
15 NaHCO₃ (15 ml) was added to give precipitates which was broken up by the addition of water (20 ml). The solid was filtered and the cake was dissolved in ethyl acetate. The residual water was removed by pipette and hexane was added to give methyl 4-{2-[(benzofuran-2-ylcarbonyl)-amino]ethylsulfanyl}benzoate (0.138 g) as a gum which was used in the next step without further purification.

20 Step 4

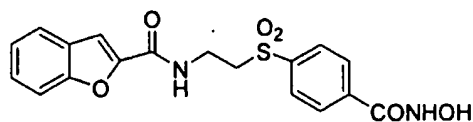
To a solution of methyl 4-{2-[(benzofuran-2-yl-carbonyl)amino]ethylsulfanyl}-benzoate in THF (2 ml) was added a solution of 50% hydroxylamine in water (4 ml). Methanol (2 ml) and 0.1 M NaOH (0.1 ml) were added. The reaction mixture was stirred for three days at room temperature. The solvents were evaporated and the residue was crystallized
25 from dichloromethane/ethyl acetate, to give title compound (46 mg).

¹H NMR (DMSO-d⁶): 3.12 (2H, m); 3.5 (2H, m); 7.33 (1H, t); 7.42 (2H, d); 7.45 (1H, m*); 7.53 (1H, s); 7.62 (1H, d); 7.7 (2H, d); 7.78 (1H, d); 8.96 (1H, t); 8.99 (1H, br. s). MS (M+1): 357.

30

Example 9

Synthesis of *N*-hydroxy-4-[2-(benzofuran-2-ylcarbonylamino)ethylsulfonyl]benzamide



Step 1

35 To a solution of methyl 4-(2-*tert*-butoxycarbonylaminoethylsulfanyl)-benzoate (3.00 g, 9.63 mmol) in methanol/water (1:1, 100 ml) was added Oxone® (13.03 g, 21.19 mmol). After 48 h, methanol was removed under reduced pressure, and the residue was partitioned between

5 ethyl acetate (150 ml) and saturated aqueous NaHCO_3 (150 ml). The organic phase was washed with brine (100 ml), dried over MgSO_4 , filtered, concentrated *in vacuo*, and the residue was recrystallized from ethyl acetate/hexane to give methyl 4-(2-*tert*-butoxycarbonylaminoethylsulfonyl)benzoate (2.86 g) of the product.

Step 2

10 A solution of methyl 4-(2-*tert*-butoxycarbonylaminoethylsulfonyl)benzoate (2.86 g, 8.33 mmol) in dichloromethane (20 ml) was treated with 4M HCl in dioxane (20 ml) for 2 h. Ether (200 ml) was added and the suspension was filtered, washed with ether (2x50 ml), hexane (50 ml) and pumped dry to give methyl 4-(2-aminoethylsulfonyl)benzoate hydrochloride (2.23 g) which was coupled with benzofuran 2-carboxylic acid as described
15 above to afford the title compound. MS (M+1): 388.

Proceeding as described in Example 1-3 above but using appropriate commercially available starting materials the following compounds of Table I-IV were prepared.

Table 1:

20 Cpd. 1

^1H NMR (400 MHz, $\text{DMSO}-d_6$) δ 8.69 (t, $J = 5.8$ Hz, 1H), 7.83 (d, $J = 7.5$ Hz, 2H), 7.69 (d, $J = 9.1$ Hz, 2H), 7.46 (m, 3H), 6.99 (d, $J = 9.1$ Hz, 2H), 4.16 (t, $J = 5.8$ Hz, 2H), 3.63 (q, $J = 5.8$ Hz, 2H). EM (calc.): 300.1; MS (ESI) m/e: 301.1 (M-1)⁺, 299.0 (M+1)⁻.

Cpd. 2

25 ^1H NMR (400 MHz, $\text{DMSO}-d_6$) δ 11.08 (s, 1H), 8.92 (s, 1H), 8.41 (t, $J = 6$ Hz, 1H), 7.74 (d, $J = 8.8$ Hz, 2H), 7.58 (d, $J = 6.8$ Hz, 2H), 7.46 (d, $J = 15.6$ Hz, 1H), 7.45 – 7.37 (m, 3H), 7.03 (d, $J = 8.8$ Hz, 2H), 6.72 (d, $J = 15.6$ Hz, 1H), 4.13 (t, $J = 5.2$ Hz, 2H), 3.60 (q, $J = 5.6$ Hz, 2H).
EM (calc.): 326.1; MS (ESI) m/e (M+1H)⁺: 327.1, (M-1H)⁻: 325.2.

Cpd. 3

30 ^1H NMR (400 MHz, $\text{DMSO}-d_6$) δ 11.07 (s, 1H), 8.91 (s, 1H), 8.42 (t, $J = 4.8$ Hz, 1H), 7.72 (d, $J = 8.4$ Hz, 2H), 7.27 (t, $J = 7.2$ Hz, 2.0 Hz), 7.18 (t, $J = 7.2$ Hz, 1H), 7.13 (d, $J = 7.2$ Hz, 2H), 7.01 (d, $J = 8.8$ Hz, 2H), 4.07 (t, $J = 5.6$ Hz, 2H), 3.49 (dq, $J_1 = 5.6$ Hz, $J_2 = 1.6$ Hz, 2H), 2.28 (ddd, $J_1 = 4.0$ Hz, $J_2 = 5.6$ Hz, $J_3 = 9.6$ Hz, 1H), 1.95 (ddd, $J_1 = 4.1$ Hz, $J_2 = 5.2$ Hz, $J_3 = 8.4$ Hz, 1H), 1.39 (ddd, $J_1 = 4.0$ Hz, $J_2 = 5.2$ Hz, $J_3 = 9.2$ Hz, 1H), 1.24 (ddd, $J_1 = 4.0$ Hz, $J_2 = 6.4$ Hz, $J_3 = 10.4$ Hz, 1H). EM (calc.): 340.1; MS (ESI) m/e (M+1H)⁺: 341.2, (M-1H)⁻: 339.2.

Cpd. 4

^1H NMR (400 MHz, $\text{DMSO}-d_6$) δ 11.08 (s, 1H), 8.92 (s, 1H), 8.31 (t, $J = 5.6$ Hz, 1H), 7.73 (d, $J = 9.2$ Hz, 2H), 7.52 (d, $J = 9.2$ Hz, 2H), 7.41 (d, $J = 15.6$ Hz, 1H), 7.03 (d, $J = 8.8$ Hz, 2H),

5 6.99 (d, $J = 8.8$ Hz, 2H), 6.55 (d, $J = 15.6$ Hz, 1H), 4.12 (t, $J = 5.6$ Hz, 2H), 3.81 (s, 3H), 3.58 (q, $J = 5.6$ Hz, 2H). EM (calc.): 356.1; MS (ESI) m/e (M+1H)⁺: 357.2, (M-1H)⁻: 355.2.

Cpd. 5

¹H NMR (400 MHz, DMSO-*d*₆) δ 10.96 (s, 1H), 8.80 (s, 1H), 8.01 (t, $J = 4.8$ Hz, 1H), 7.61 (d, $J = 8.8$ Hz, 2H), 7.14 – 7.02 (m, 5H), 6.86 (d, $J = 8.8$ Hz, 2H), 3.32 (q, $J = 5.6$ Hz, 2H), 2.71 (t, 10 $J = 7.2$, 2H), 2.30 (t, $J = 7.6$ Hz, 2H). EM (calc.): 328.1; MS (ESI) m/e (M+1H)⁺: 329.2, (M-1H)⁻: 327.0.

Cpd. 6

¹H NMR (400 MHz, DMSO-*d*₆) δ 11.11 (s, 1H), 10.89 (s, 1H), 8.95 (br s, 1H), 8.22 (t, $J = 5.6$ Hz, 1H), 7.76 (d, $J = 8.8$ Hz, 2H), 7.56 (d, $J = 8.0$ Hz, 1H), 7.37 (d, $J = 8.4$ Hz, 1H), 7.22 (d, $J = 2.0$ Hz, 1H), 7.08 (t, $J = 7.6$ Hz, 1H), 7.02 (d, $J = 8.4$ Hz, 2H), 6.93 (t, $J = 8.4$ Hz, 1H), 4.09 (pseudo t, $J = 6.0$ Hz, 2H), 3.58 (s, 2H), 3.50 (pseudo q, $J = 5.6$ Hz, 2H). EM (calc.): 353.1; MS (ESI) m/e (M+1H)⁺: 353.9, (M-1H)⁻: 252.0.

Cpd. 7

¹H NMR (400 MHz, DMSO-*d*₆) δ 11.11 (s, 1H), 8.80 (t, $J = 5.6$ Hz, 1H), 7.82 (d, $J = 7.6$ Hz, 20 1H), 7.81 (d, $J = 8.0$ Hz, 1H), 7.76 (d, $J = 8.4$ Hz, 2H), 7.19 (t, $J_1 = 5.2$ Hz, 1H), 7.06 (d, $J = 8.8$ Hz, 2H), 4.21 (pseudo t, $J = 6.0$ Hz, 2H), 3.67 (pseudo q, $J = 5.6$ Hz, 2H). EM (calc.): 306.1; MS (ESI) m/e (M+1H)⁺: 307.0, (M-1H)⁻: 304.9.

Cpd. 8

¹H NMR (400 MHz, DMSO-*d*₆) δ 8.98 (s, 1H), 8.9 (t, $J = 5.4$ Hz, 1H), 8.67 (d, $J = 4.6$ Hz, 25 1H), 8.16 (d, $J = 8.1$ Hz, 1H), 7.69 (d, $J = 8.9$ Hz, 2H), 7.48 (m, 1H), 6.99 (d, $J = 8.9$ Hz, 2H), 4.17 (t, $J = 5.4$ Hz, 2H), 3.65 (m, 2H). EM (calc.): 301.11; MS (ESI) m/e (M-1H)⁻: 300.0.

Cpd. 9

¹H NMR (400 MHz, DMSO-*d*₆) δ 11.03 (1H, s), 8.87 (1H, bs), 8.74 (1H, t, $J = 5.6$ Hz), 7.93 (2H, d, $J = 8.0$ Hz), 7.75 (2H, d, $J = 8.0$ Hz), 7.69 (3H, m), 7.47 (1H, t, $J = 8.0$ Hz), 7.39 (2H, 30 m), 6.99 (2H, d, $J = 8.9$ Hz), 4.18 (2H, t, $J = 5.6$ Hz), 3.66 (2H, m). EM (calc.): 376.41; MS (ESI) m/e (M+1H)⁺: 377.1, (M-1H)⁻: 375.0.

Cpd. 10

EM (calc.): 376.1; MS (ESI) m/e (M+1)⁺: 376.9, (M-1)⁻: 375.1.

5 Cpd. 11

^1H NMR (400 MHz, DMSO- d_6) δ 11.11 (s, 1H), 8.95 (s, 1H), 8.84 (t, $J = 6.0$ Hz, 1H), 7.83 (d, $J = 4.0$ Hz, 1H), 7.77 (d, $J = 9.2$ Hz, 2H), 7.75 (d, $J = 7.2$ Hz, 2H), 7.59 (d, $J = 4.0$ Hz, 1H), 7.49 (pseudo t, $J = 7.2$ Hz, 2H), 7.41 (pseudo t, $J = 7.6$ Hz, 1H), 7.07 (d, $J = 8.8$ Hz, 2H), 4.22 (pseudo t, $J = 5.6$ Hz, 2H), 3.69 (pseudo q, $J = 5.2$ Hz, 2H). EM (calc.): 382.1; MS (ESI) m/e

10 $(\text{M}+1\text{H})^+$: 383.1, $(\text{M}-1\text{H})^-$: 381.0.

Cpd. 12

^1H NMR (400 MHz, DMSO- d_6) δ 11.05 (s, 1H), 10.15 (s, 1H), 8.36 (t, $J = 5.6$ Hz, 1H), 7.70 (d, $J = 8.8$ Hz, 2H), 7.32 (m, 1H), 6.97 (d, $J = 8.8$ Hz, 2H), 6.92 (m, 1H), 6.88 (m, 1H), 4.04 (t, $J = 5.6$ Hz, 2H), 3.66 (s, 2H), 3.45 (m, 2H). EM (calc.): 320.1; MS (ESI) m/e $(\text{M}+1\text{H})^+$: 320.9,

15 $(\text{M}-1\text{H})^-$: 319.0.

Cpd. 13

^1H NMR (400 MHz, DMSO- d_6) δ 11.04 (s, 1H), 8.87 (m, 2H), 8.45 (s, 1H), 7.97 (m, 4H), 7.71 (d, $J = 8.8$ Hz, 2H), 7.59 (m, 2H), 7.02 (d, $J = 8.8$ Hz, 2H), 4.21 (t, $J = 5.6$ Hz, 2H), 3.71 (m, 2H). EM (calc.): 350.1; MS (ESI) m/e $(\text{M}+1\text{H})^+$: 350.9, $(\text{M}-1\text{H})^-$: 349.1.

20 Cpd. 14

^1H NMR (400 MHz, DMSO- d_6) δ 11.04 (s, 1H), 8.98 (m, 2H), 8.52 (m, 2H), 8.19 (d, $J = 8.8$ Hz, 1H), 8.08 (d, $J = 8.8$ Hz, 1H), 7.71 (d, $J = 8.8$ Hz, 2H), 7.62 (m, 1H), 7.02 (d, $J = 8.8$ Hz, 2H), 4.22 (t, $J = 5.6$ Hz, 2H), 3.72 (m, 2H). EM (calc.): 351.1; MS (ESI) m/e $(\text{M}+1\text{H})^+$: 351.8, $(\text{M}-1\text{H})^-$: 349.9.

25 Cpd. 15

EM (calc.): 383.1; MS (ESI) m/e $(\text{M}+1)^+$: 383.9, $(\text{M}-1)^-$: 382.2.

Cpd. 16

^1H NMR (400 MHz, DMSO- d_6) δ 11.04 (s, 1H), 8.88 (s, 1H), 8.61 (t, $J = 4.8$ Hz, 1H), 7.78 (d, $J = 8.4$ Hz, 2H), 7.70 (d, $J = 8.8$ Hz, 2H), 7.46 (d, $J = 8.8$ Hz, 2H), 6.99 (d, $J = 8.6$ Hz, 2H),

30 4.15 (t, $J = 5.6$ Hz, 2H), 3.62 (m, 2H), 1.29 (s, 9H). EM (calc.): 356.2; MS (ESI) m/e $(\text{M}+1\text{H})^+$: 357.0, $(\text{M}-1\text{H})^-$: 355.1.

Cpd. 17

^1H NMR (400 MHz, DMSO- d_6) δ 11.06 (s, 1H), 8.95 (s, 1H), 8.72 (d, $J = 5.2$ Hz, 1H), 8.56 (t, $J = 4.8$ Hz, 1H), 8.40 (d, $J = 7.6$ Hz, 1H), 7.80 (m, 1H), 7.71 (d, $J = 8.8$ Hz, 2H), 7.55 (d, $J =$

5 16.0 Hz, 1H), 7.00 (d, $J = 8.8$ Hz, 2H), 6.90 (d, $J = 16.0$ Hz, 1H), 4.12 (t, $J = 5.6$ Hz, 2H), 3.59 (m, 2H). EM (calc.): 327.1; MS (ESI) m/e (M+1H)⁺: 328.1, (M-1H)⁻: 326.1.

Cpd. 18

¹H NMR (400 MHz, DMSO- d_6) δ 11.04 (s, 1H), 8.88 (s, 1H), 8.73 (t, $J = 5.6$ Hz, 1H), 7.93 (d, $J = 9.2$ Hz, 2H), 7.69 (m, 4H), 7.47 (t, $J = 2.4$ Hz, 2H), 7.01 (d, $J = 9.2$ Hz, 2H), 6.29 (t, $J = 2.4$ Hz, 2H), 4.18 (t, $J = 5.6$ Hz, 2H), 3.66 (m, 2H). EM (calc.): 365.1; MS (ESI) m/e (M+1H)⁺: 366.0, (M-1H)⁻: 364.2.

Cpd. 19

¹H NMR (400 MHz, DMSO- d_6) δ 11.04 (s, 1H), 8.53 (t, $J = 5.6$ Hz, 1H), 7.80 (d, $J = 9.2$ Hz, 2H), 7.70 (d, $J = 9.2$ Hz, 2H), 6.99 (m, 4H), 5.95 (m, 1H), 5.80 (m, 1H), 4.96 (s, 1H), 4.14 (t, $J = 5.6$ Hz, 2H), 3.60 (m, 2H), 2.00 (m, 3H), 1.72 (m, 3H). EM (calc.): 396.2; MS (ESI) m/e (M+1H)⁺: 397.1, (M-1H)⁻: 395.2.

Cpd. 20

¹H NMR (400 MHz, DMSO- d_6) δ 11.08 (s, 1H), 9.35 (t, $J = 5.6$ Hz, 1H), 8.25 (d, $J = 7.6$ Hz, 1H), 8.15 (d, $J = 8.0$ Hz, 1H), 7.73 (d, $J = 8.8$ Hz, 2H), 7.68 – 7.58 (m, 2H), 7.03 (d, $J = 9.2$ Hz, 2H), 4.23 (pseudo t, $J = 6.4$ Hz, 2H), 3.74 (pseudo q, $J = 6.0$ Hz, 2H). EM (calc.): 357.1; MS (ESI) m/e (M+1H)⁺: 358.1, (M-1H)⁻: 356.0.

Cpd. 21

¹H NMR (400 MHz, DMSO- d_6) δ 11.07 (s, 1H), 9.47 (t, $J = 5.6$ Hz, 1H), 7.90 (pseudo t, $J = 9.2$ Hz, 2H), 7.73 (d, $J = 8.8$ Hz, 2H), 4.59 (td, $J_1 = 7.6$ Hz, $J_2 = 0.8$ Hz, 1H), 7.52 (td, $J_2 = 8.0$ Hz, $J_2 = 1.2$ Hz, 1H), 7.03 (d, $J = 8.8$ Hz, 2H), 4.24 (t, $J = 6.0$ Hz, 2H), 3.72 (pseudo q, $J = 6.0$ Hz, 2H). EM (calc.): 341.1; MS (ESI) m/e (M+1H)⁺: 342.1, (M-1H)⁻: 340.2.

Cpd. 22

¹H NMR (400 MHz, DMSO- d_6) δ 11.08 (s, 1H), 9.70 (s, 1H), 8.91, (t, $J = 5.6$ Hz, 1H), 7.72 (d, $J = 8.4$ Hz, 2H), 6.97 (d, $J = 8.4$ Hz, 2H), 4.10 (m, 2H), 3.93 (m, 2H), 3.54 (m, 2H), 3.27 (m, 2H), 3.08 (m, 2H), 2.21 (m, 1H), 2.01 (m, 1H), 1.51 (m, 10H). EM (calc.): 375.2; MS (ESI) m/e (M+1H)⁺: 376.1, (M-1H)⁻: 374.1.

Cpd. 23

¹H NMR (400 MHz, DMSO- d_6) δ 11.09 (s, 1H), 8.35 (d, $J = 6.8$ Hz, 2H), 7.72 (d, $J = 9.2$ Hz, 2H), 7.25 (d, $J = 6.8$ Hz, 2H), 6.98 (d, $J = 9.2$ Hz, 2H), 4.10 (t, $J = 5.6$ Hz, 2H), 3.97 (m, 2H), 3.54 (m, 10H). EM (calc.): 399.2; MS (ESI) m/e (M+1H)⁺: 400.1, (M-1H)⁻: 398.1.

5 Cpd. 24

EM (calc.): 290.1; MS (ESI) m/e (M+1)⁺: 291.1, (M-1)⁻: 289.2.

Cpd. 25

EM (calc.): 377.1; MS (ESI) m/e (M+1)⁺: 377.9, (M-1)⁻: 376.0.

Cpd. 26

10 EM (calc.): 377.1; MS (ESI) m/e (M+1)⁺: 378.0, (M-1)⁻: 375.9.

Cpd. 27

¹H NMR (400 MHz, DMSO-d₆) δ 11.04 (s, 1H), 9.11 (t, J = 5.6 Hz, 1H), 7.70 (d, J = 9.2 Hz, 2H), 7.62 (m, 2H), 7.29 (m, 2H), 7.01 (d, J = 9.2 Hz, 2H), 4.21 (t, J = 5.6 Hz, 2H), 3.71 (m, 2H). EM (calc.): 340.1; MS (ESI) m/e (M+1H)⁺: 341.0, (M-1H)⁻: 339.1.

15 Cpd. 28

EM (calc.): 289.1; MS (ESI) m/e (M+1H)⁺: 290.0, (M-1H)⁻: 287.8.

Cpd. 29

¹H NMR (400 MHz, DMSO-d₆) δ 11.04 (s, 1H), 10.43 (s, 1H), 8.62 (t, J = 6.0 Hz, 1H), 7.94 (d, J = 6.4 Hz, 2H), 7.853 (m, 4H), 7.70 (d, J = 9.2 Hz, 2H), 7.60 (m, 1H), 7.52 (m, 2H), 7.00 (d, J = 9.2 Hz, 2H), 4.16 (t, J = 6.0 Hz, 2H), 3.63 (dt, J₁ = 5.6 Hz, J₂ = 6.0 Hz, 2H). EM (calc.): 419.2; MS (ESI) m/e (M+1H)⁺: 420.2, (M-1H)⁻: 418.3.

Cpd. 30

¹H NMR (400 MHz, DMSO-d₆) δ 11.04 (s, 1H), 9.23 (t, J = 6.0 Hz, 1H), 9.01 (s, 1H), 8.89 (d, J = 6.8 Hz, 2H), 8.38 (d, J = 6.4 Hz, 2H), 7.70 (d, J = 9.2 Hz, 2H), 7.00 (d, J = 9.2 Hz, 2H), 4.22 (t, J = 5.6 Hz, 2H), 3.71 (m, 2H). EM (calc.): 384.1; MS (ESI) m/e (M+1H)⁺: 384.9, (M-1H)⁻: 382.9.

Cpd. 31

¹H NMR (400 MHz, DMSO-d₆) δ 11.04 (s, 1H), 7.69 (d, J = 8.4 Hz, 2H), 7.56 (t, J = 5.6 Hz, 1H), 7.01 (d, J = 8.8 Hz, 2H), 4.01 (t, J = 5.6 Hz, 2H), 3.40 (m, 2H), 1.95 (m, 3H), 1.69 (m, 12H). EM (calc.): 358.2; MS (ESI) m/e (M+1H)⁺: 358.9, (M-1H)⁻: 357.2.

Cpd. 32

EM (calc.): 336.09; MS (ESI) m/e (M-1H)⁻: 335.3.

Cpd. 33

EM (calc.): 370.12; MS (ESI) m/e (M-1H)⁻: 369.0.

- 5 Cpd. 34
EM (calc.): 344.10; MS (ESI) m/e (M+1H)⁺: 345.0, (M-1H)⁻: 343.1.
Cpd. 35
EM (calc.): 360.13; MS (ESI) m/e (M-1H)⁻: 359.1.
Cpd. 36
10 EM (calc.): 344.10; MS (ESI) m/e (M-1H)⁻: 358.8.
Cpd. 37
EM (calc.): 336.09; MS (ESI) m/e (M+1H)⁺: 337.2, (M-1H)⁻: 335.0.
Cpd. 38
EM (calc.): 328.14; MS (ESI) m/e (M+1H)⁺: 329.2, (M-1H)⁻: 327.2.
- 15 Cpd. 39
EM (calc.): 368.03; MS (ESI) m/e (M-1H)⁻: 367.0.
Cpd. 40
EM (calc.): 328.14; MS (ESI) m/e (M+1H)⁺: 328.8, (M-1H)⁻: 327.2.
Cpd. 41
20 EM (calc.): 364.08; MS (ESI) m/e (M+1H)⁺: 365.1, (M-1H)⁻: 363.2.
Cpd. 42
EM (calc.): 344.14; MS (ESI) m/e (M+1H)⁺: 345.1, (M-1H)⁻: 343.1.
Cpd. 43
EM (calc.): 344.14; MS (ESI) m/e (M+1H)⁺: 345.0, (M-1H)⁻: 343.2.
- 25 Cpd. 44
EM (calc.): 348.11; MS (ESI) m/e (M+1H)⁺: 348.8, (M-1H)⁻: 346.9.
Cpd. 45
EM (calc.): 412.11; MS (ESI) m/e (M+1H)⁺: 413.3, (M-1H)⁻: 411.0.
Cpd. 46
30 EM (calc.): 412.11; MS (ESI) m/e (M+1H)⁺: 413.2, (M-1H)⁻: 411.1.
Cpd. 47
EM (calc.): 376.14; MS (ESI) m/e (M+1H)⁺: 377.0, (M-1H)⁻: 375.2.

5 Cpd. 48

EM (calc.): 339.12; MS (ESI) m/e (M+1H)⁺: 340.1, (M-1H)⁻: 338.3.

Cpd. 49

¹H NMR (400 MHz, DMSO-d₆) δ 11.53 (s, 1H), 11.04 (s, 1H), 8.12 (d, J = 7.6 Hz, 2H), 8.01 (s, 1H), 7.70 (d, J = 9.2 Hz, 2H), 7.40 (d, J = 8.0 Hz, 1H), 7.10 (m, 2H), 7.017 (d, J = 8.8 Hz, 2H), 4.16 (t, J = 5.6 Hz, 2H), 3.64 (m, 2H). EM (calc.): 339.1; MS (ESI) m/e (M+1H)⁺: 340.0, (M-1H)⁻: 338.1.

Cpd. 50

¹H NMR (400 MHz, DMSO-d₆) δ 9.37 (s, 1H), 9.21 (t, J = 5.2 Hz, 1H), 9.02 (s, 1H), 8.15 (t, J = 9.2 Hz, 2H), 7.94 (m, 1H), 7.74 (m, 3H), 7.02 (d, J = 8.8 Hz, 2H), 4.24 (t, J = 5.6 Hz, 2H), 3.75 (m, 2H). EM (calc.): 351.1; MS (ESI) m/e (M+1H)⁺: 352.0, (M-1H)⁻: 349.9.

Cpd. 51

¹H NMR (400 MHz, DMSO-d₆) δ 11.11 (s, 1H), 9.09 (d, J = 4.4 Hz, 1H), 8.70 (d, J = 7.6 Hz, 1H), 8.65 (d, J = 7.6 Hz, 1H), 8.29 (d, J = 8.0 Hz, 1H), 7.79 (m, 4H), 7.10 (d, J = 8.8 Hz, 2H), 4.30 (t, J = 5.6 Hz, 2H), 3.89 (m, 2H). EM (calc.): 351.1; MS (ESI) m/e (M+1H)⁺: 352.0, (M-1H)⁻: 349.9.

Cpd. 52

¹H NMR (400 MHz, DMSO-d₆) δ 13.57 (s, 1H), 11.04 (s, 1H), 8.88 (s, 1H), 8.53 (t, J = 5.6 Hz, 1H), 8.16 (d, J = 8.0 Hz, 1H), 7.70 (d, J = 8.8 Hz, 2H), 7.60 (d, J = 8.4 Hz, 1H), 7.40 (t, J = 8.0 Hz, 1H), 7.23 (t, J = 8.0 Hz, 1H), 7.01 (d, J = 8.8 Hz, 2H), 4.19 (t, J = 6.0 Hz, 2H), 3.68 (m, 2H). EM (calc.): 340.1; MS (ESI) m/e (M+1H)⁺: 341.1, (M-1H)⁻: 339.2.

Cpd. 53

¹H NMR (400 MHz, DMSO-d₆) δ 11.04 (s, 1H), 8.89 (m, 2H), 8.45 (s, 1H), 7.93 (s, 2H), 7.70 (d, J = 8.4 Hz, 2H), 7.01 (d, J = 8.8 Hz, 2H), 4.20 (t, J = 5.6 Hz, 2H), 3.69 (m, 2H). EM (calc.): 341.1; MS (ESI) m/e (M+1H)⁺: 341.8, (M-1H)⁻: 340.0.

30 Cpd. 54

¹H NMR (400 MHz, DMSO-d₆) δ 9.07 (s, 1H), 9.24 (d, J = 8.0 Hz, 1H), 8.53 (m, 1H), 8.03 (m, 2H), 7.82 (t, J = 6.8 Hz, 1H), 7.71 (m, 3H), 7.03 (d, J = 8.4 Hz, 2H), 4.24 (t, J = 4.8 Hz, 2H), 3.76 (m, 2H). EM (calc.): 351.1; MS (ESI) m/e (M+1H)⁺: 351.9, (M-1H)⁻: 350.1.

5 Cpd. 55

^1H NMR (400 MHz, DMSO- d_6) δ 9.39 (s, 1H), 9.11 (s, 1H), 8.59 (s, 1H), 8.25 (m, 1H), 7.87 (m, 2H), 7.70 (m, 2H), 7.02 (m, 2H), 4.23 (s, 2H), 3.76 (s, 2H). EM (calc.): 351.1; MS (ESI) m/e (M+1H) $^+$: 351.8, (M-1H) $^-$: 349.9.

Cpd. 56

10 ^1H NMR (400 MHz, DMSO- d_6) δ 11.04 (s, 1H), 9.47 (m, 1H), 9.23 (m, 1H), 8.19 (m, 2H), 7.98 (m, 2H), 7.70 (d, J = 8.8 Hz, 2H), 7.02 (d, J = 8.4 Hz, 2H), 4.25 (t, J = 5.2 Hz, 2H), 3.78 (m, 2H). EM (calc.): 352.1; MS (ESI) m/e (M+1H) $^+$: 352.8, (M-1H) $^-$: 350.9.

Cpd. 57

EM (calc.): 350.11; MS (ESI) m/e (M+1H) $^+$: 351.1, (M-1H) $^-$: 349.1.

15 Cpd. 58

EM (calc.): 351.12; MS (ESI) m/e (M+1H) $^+$: 352.2, (M-1H) $^-$: 350.0.

Cpd. 59

EM (calc.): 365.14; MS (ESI) m/e (M+1H) $^+$: 366.0, (M-1H) $^-$: 364.2.

Cpd. 60

20 EM (calc.): 368.12; MS (ESI) m/e (M+1H) $^+$: 369.0, (M-1H) $^-$: 367.1.

Cpd. 61

^1H NMR (400 MHz, DMSO- d_6) δ 11.04 (s, 1H), 8.88 (s, 1H), 8.68 (t, J = 5.6 Hz, 1H), 8.34 (s, 1H), 8.14 (s, 1H), 7.75 (d, J = 8.0 Hz, 1H), 7.70 (d, J = 8.4 Hz, 2H), 7.61 (d, J = 8.0 Hz, 1H), 7.01 (d, J = 8.8 Hz, 2H), 4.18 (t, J = 6.0 Hz, 2H), 3.66 (m, 2H). EM (calc.): 340.1; MS (ESI)

25 m/e (M+1H) $^+$: 341.0, (M-1H) $^-$: 339.2.

Cpd. 62

^1H NMR (400 MHz, DMSO- d_6) δ 11.04 (s, 1H), 8.11 (m, 2H), 7.98 (s, 1H), 7.70 (d, J = 9.2 Hz, 2H), 7.47 (d, J = 7.6 Hz, 1H), 7.20 (t, J = 8.4 Hz, 1H), 7.13 (t, J = 6.8 Hz, 1H), 7.01 (d, J = 9.2 Hz, 2H), 4.15 (t, J = 6.0 Hz, 2H), 3.82 (s, 3H), 3.62 (m, 2H). EM (calc.): 353.1; MS (ESI)

30 m/e (M+1H) $^+$: 354.0, (M-1H) $^-$: 351.9.

Cpd. 63

^1H NMR (400 MHz, DMSO- d_6) δ 11.05 (s, 1H), 9.14 (t, J = 5.6 Hz, 1H), 8.19 (d, J = 8.4 Hz, 1H), 8.08 (d, J = 8.4 Hz, 1H), 7.85 (t, J = 8.4 Hz, 1H), 7.69 (m, 4H), 7.03 (d, J = 8.8 Hz, 2H),

- 5 4.24 (t, $J = 6.0$ Hz, 2H), 4.15 (s, 3H), 3.78 (m, 2H). EM (calc.): 381.1; MS (ESI) m/e (M+1H)⁺: 381.9, (M-1H)⁻: 380.1.

Cpd. 64

EM (calc.): 380.14; MS (ESI) m/e (M+1H)⁺: 381.0, (M-1H)⁻: 379.0.

Cpd. 65

- 10 EM (calc.): 380.14; MS (ESI) m/e (M+1H)⁺: 381.2, (M-1H)⁻: 378.9.

Cpd. 66

EM (calc.): 351.12; MS (ESI) m/e (M+1H)⁺: 352.0, (M-1H)⁻: 350.0.

Cpd. 67

- 15 ¹H NMR (400 MHz, DMSO-d₆) δ 11.05 (s, 1H), 8.26 (t, $J = 5.6$ Hz, 1H), 7.70 (d, $J = 8.8$ Hz, 2H), 7.41 – 7.35 (m, 4H), 7.29 (m, 1H), 7.21 (s, 1H), 7.00 (d, $J = 9.2$, 2H), 4.12 (t, $J = 6.0$ Hz, 2H), 3.54 (pseudo q, $J = 6.0$ Hz, 2H), 2.01 (s, 3H). EM (calc.): 340.1; MS (ESI) m/e (M+1H)⁺: 340.9, (M-1H)⁻: 339.2.

Cpd. 68

- 20 ¹H NMR (400 MHz, DMSO-d₆) δ 11.08 (s, 1H), 10.72 (br s, 1H), 8.81 (t, $J = 5.2$ Hz, 1H), 7.94 (dd, $J_1 = 8.4$ Hz, $J_2 = 2.0$ Hz, 1H), 7.73 (d, $J = 8.8$ Hz, 2H), 7.32 (s, 1H), 7.03 (d, $J = 9.2$ Hz, 2H), 4.60 (s, 2H), 4.13 (pseudo t, $J = 5.6$ Hz, 2H), 3.70 (pseudo q, $J = 5.2$ Hz, 2H), 2.83 (s, 6H). EM (calc.): 397.2; MS (ESI) m/e (M+1H)⁺: 398.1, (M-1H)⁻: 396.0.

Cpd. 71

- 25 ¹H NMR (DMSO-d₆): 0.92 (3H, t, 7 Hz); 1.53 (1H, m); 1.72 (1H, m); 2.48 (3H, s); 3.94 (1H, m); 4.03 (2H, m); 6.62 (1H, s); 6.78 (1H, dd); 6.92 (1H, d); 7.01 (2H, d); 7.08 (1H, s); 7.31 (1H, d); 7.7 (2H, d); 8.27 (2H, d, 7 Hz); 9.25 (1H, s). MS (M+1): 425.

Cpd. 72

- 30 ¹H NMR (DMSO-d₆): 0.90 (2H, dd); 0.91 (3H, t, 7 Hz); 1.1 (2H, br. S); 1.52 (1H, m); 1.68 (1H, m); 1.92 (1H, m); 2.0-2.1 (3H, m*); 2.25 (1H, m); 2.48 (3H, s); 3.24 (1H, m); 3.37 (4H, m); 3.54 (1H, m); 3.95 (1H, m); 4.03 (2H, m); 6.66 (1H, s); 6.97 (1H, m); 6.99 (2H, d, 9 Hz); 7.07 (1H, dd, 9,2 Hz); 7.12 (1H, d, 6 Hz); 7.28 (1H, dd, 20,2 Hz); 7.45 (1H, t, 9 Hz), 7.7 (2H, d, 9 Hz); 8.29 (1H, d, 8 Hz). MS (M+1): 548.

Cpd. 73

- 35 ¹H NMR (DMSO-d₆): 2.00 (2H, m); 2.64 (1H, m); 2.75 (1H, m); 4.1 (1H, m); 4.18 (1H, m); 4.39 (1H, m); 6.98 (2H, d, 9 Hz); 7.14 (1H, m); 7.19-7.28 (5H, m); 7.32 (1H, t, 8 Hz); 7.45

5 (1H, m); 7.58 (1H, s); 7.65 (1H, d, 7 Hz); 7.68 (2H, d, 9 Hz); 7.76 (1H, d, $J=7$ Hz) 8.74 (1H, d, 7 Hz). MS (M-1): 443.

Cpd. 78

^1H NMR (DMSO- d_6): 3.56 (2H, m); 4.15 (1H, m); 4.23 (1H, m); 4.57 (2H, s); 4.94 (1H, m); 6.99 (2H, d, 9 Hz); 7.33 (1H, t, 7 Hz); 7.38 (5H, s); 7.47 (1H, t, 7 Hz) 7.58 (1H, s); 7.65 (1H, d, 8 Hz); 7.70 (2H, d, 9 Hz); 7.77 (1H, d, 8 Hz); 8.90 (1H, s); 9.0 (1H, d, 8 Hz). MS (M+1): 509.

Cpd. 79

^1H NMR (DMSO- d_6): 2.7-2.81 (2H, m); 3.78 (2H, s); 4.12 (1H, dd, 10.5 Hz); 4.22 (1H, dd, 10.7 Hz); 4.51 (1H, m); 6.97 (2H, d, 9 Hz); 7.22 (1H, m); 7.28 (2H, m); 7.29 (2H, s); 7.33 (1H, t, 7 Hz); 7.46 (1H, td, 7.1 Hz); 7.58 (1H, s); 7.65 (1H, d, 8 Hz); 7.70 (2H, d, 9 Hz); 7.77 (2H, d, 8 Hz); 8.79 (1H, d, 8 Hz). MS (M+1): 475.

Cpd. 80

^1H NMR (DMSO- d_6): 2.47 (3H, d, 1 Hz); 3.57-3.62 (3H, m); 3.77 (3H, s); 4.08 (1H, t, 6 Hz); 6.64 (1H, s); 6.92 (1H, dd, 9.3 Hz); 6.99 (2H, d, 9 Hz); 7.12-7.15 (2H, s + d); 7.42 (1H, d, 9 Hz); 7.7 (2H, d, 9 Hz); 8.49 (1H, t, 6 Hz); 8.88 (1H, s). MS (M+1): 411.

20 Cpd. 91

^1H NMR (400 MHz, DMSO- d_6) δ 11.07 (s, 1H), 8.91 (s, 1H), 8.24 (t, $J = 5.6$ Hz, 1H), 7.73 (d, $J = 9.2$ Hz, 2H), 7.57 (d, $J = 6.8$ Hz, 2H), 7.44 (d, $J = 16.0$ Hz, 1H, buried under m at 7.41), 7.41 (m, 3H), 7.00 (d, $J = 8.8$ Hz, 2H), 6.63 (d, $J = 16.0$ Hz, 1H), 4.10 (pseudo t, $J = 6.0$ Hz, 2H), 3.37 (pseudo q, $J = 6.4$ Hz, 2H), 1.96 (pseudo p, $J = 6.4$ Hz, 2H). EM (calc.): 340.1; MS
25 (ESI) m/e (M+1H) $^+$: 341.2, (M-1H) $^-$: 339.3.

Cpd. 92

^1H NMR (400 MHz, DMSO- d_6) δ 11.07 (s, 1H), 8.15 (s, 1H), 7.73 (d, $J = 8.4$ Hz, 2H), 7.51 (d, $J = 8.4$ Hz, 2H), 7.38 (d, $J = 15.6$ Hz, 1H), 6.99 (m, 4H), 6.48 (d, $J = 15.6$ Hz, 1H), 4.09 (pseudo t, $J = 6.0$ Hz, 2H), 3.80 (s, 3H), 3.35 (pseudo q, $J = 5.2$ Hz, 2H), 1.94 (pseudo q, $J = 6.0$ Hz, 2H). EM (calc.): 370.2; MS (ESI) m/e (M+1H) $^+$: 371.0, (M-1H) $^-$: 368.9.

Cpd. 93

^1H NMR (400 MHz, DMSO- d_6) δ 10.96 (s, 1H), 8.90 (t, $J = 5.6$ Hz, 1H), 8.31 (s, 1H), 7.98 (dd, $J_1 = 7.2$ Hz, $J_2 = 1.6$ Hz, 2H), 7.62 (d, $J = 8.4$ Hz, 2H), 7.40 (pseudo t, $J = 7.2$ Hz, 2H), 7.31 (pseudo tt, $J_1 = 7.2$ Hz, $J_2 = 2.0$ Hz, 1H), 6.90 (d, $J = 9.2$ Hz, 2H), 4.03 (t, $J = 5.6$ Hz, 2H),
35 3.42 (pseudo q, $J = 6.0$ Hz, 2H), 1.98 (pseudo p, $J = 6.0$ Hz, 2H). EM (calc.): 397.1; MS (ESI) m/e (M+1H) $^+$: 397.9, (M-1H) $^-$: 396.0.

5 Cpd. 94

¹H NMR (400 MHz, DMSO-d₆) δ 11.09 (s, 1H), 8.26 (d, *J* = 7.2 Hz, 1H), 7.74 (d, *J* = 8.4 Hz, 2H), 7.58 (d, *J* = 7.2 Hz, 2H), 7.44 (m, 4H), 7.05 (d, *J* = 8.8 Hz, 2H), 6.68 (d, *J* = 16.4 Hz, 1H), 4.27 (m, 1H), 4.07 (m, 1H), 3.96 (m, 1H), 1.25 (d, *J* = 6.8 Hz, 3H). EM (calc.): 340.1; MS (ESI) m/e (M+1H)⁺: 341.1, (M-1H)⁻: 339.1.

10 Cpd. 95

¹H NMR (400 MHz, DMSO-d₆) δ 11.09 (s, 1H), 8.27 (d, *J* = 8.0 Hz, 1H), 7.74 (d, *J* = 8.8 Hz, 2H), 7.58 (d, *J* = 7.2 Hz, 2H), 7.46 (d, *J* = 16.0 Hz, 1H), 7.42 (m, 3H), 7.04 (d, *J* = 9.2 Hz, 2H), 6.68 (d, *J* = 16.4 Hz, 1H), 4.27 (pseudo p, *J* = 6.8 Hz, 1H) 4.07 (dd, *J*₁ = 5.6 Hz, *J*₂ = 10.0 Hz, 1H), 3.96 (dd, *J*₁ = 5.6 Hz, *J*₂ = 9.6 Hz, 1H), 1.25 (d, *J* = 7.2 Hz, 3H). EM (calc.): 340.1; MS

15 (ESI) m/e (M+1H)⁺: 341.1, (M-1H)⁻: 339.1.

Cpd. 96

¹H NMR (400 MHz, DMSO-d₆) δ 11.05 (s, 1H), 8.87 (s, 1H), 8.12 (d *J* = 8.0 Hz, 1H), 7.67 (dt, *J*₁ = 8.8 Hz, *J*₂ = 2.0 Hz, 1H), 7.54 (dd, *J*₁ = 8.4 Hz, *J*₂ = 1.6 Hz, 2H), 7.43 – 7.33 (m, 4H), 6.99 (dt *J*₁ = 9.2 Hz, *J*₂ = 2 Hz, 2H), 6.65 (d, *J* = 15.6 Hz, 1H), 4.26 (m, 1H), 4.01 (dd, *J*₁ = 9.6 Hz, *J*₂ = 4.8 Hz, 1H), 3.94 (dd *J*₁ = 9.6 Hz, *J*₂ = 5.6 Hz, 1H), 1.66 (m, 1H), 1.49 (m, 2H), 0.91 (d *J* = 6.8 Hz, 3H), 0.87 (d, *J* = 6.4 Hz, 3H). EM (calc.): 382.2; MS (ESI) m/e (M+1H)⁺: 383.0, (M-1H)⁻: 381.1.

Cpd. 97

25 ¹H NMR (400 MHz, DMSO-d₆) δ 10.95 (s, 1H), 8.81 (s, 1H), 8.05 (d, *J* = 8.4 Hz, 1H), 7.62 (d, *J* = 8.8 Hz, 2H), 7.47 (d, *J* = 6.8 Hz, 2H), 7.37 – 7.28 (m, 4H), 6.92 (dt, *J*₁ = 8.4 Hz, *J*₂ = 1.6 Hz, 2H), 6.61 (d, *J* = 16 Hz, 1H), 4.21 (m, 1H), 3.94 (m, 1H), 3.86 (m, 1H), 1.69 (d, *J* = 12.4 Hz, 1H), 1.59 – 1.52 (m, 4H), 1.42 (t, *J* = 7.2 Hz, 2H), 1.28 (m, 1H), 1.15 – 1.05 (m, 3H), 0.90 (m, 1H), 0.77 (m, 1H). EM (calc.): 422.2; MS (ESI) m/e (M+1H)⁺: 423.2, (M-1H)⁻: 421.2.

Cpd. 98

30 ¹H NMR (400 MHz, DMSO-d₆) δ 11.03 (s, 1H), 8.88 (s, 1H), 8.09 (d, *J* = 8.4 Hz, 1H), 7.69 (dt, *J*₁ = 8.8 Hz, *J*₂ = 2.8 Hz, 2H), 7.432 – 7.32 (series m, 4H), 6.99 (dt, *J*₁ = 9.2 Hz, *J*₂ = 2.4 Hz, 2H), 6.73 (d, *J* = 15.6 Hz, 1H), 4.05 (s, 3H), 1.98 (m, 1H), 0.95 (d, *J* = 2.4 Hz, 3H), 0.93 (d, *J* = 2.4 Hz, 3H). EM (calc.): 368.2; MS (ESI) m/e (M+1H)⁺: 368.7, (M-1H)⁻: 367.1.

Cpd. 99

35 ¹H NMR (400 MHz, DMSO-d₆) δ 11.04 (s, 1H), 8.32 (d, *J* = 8 Hz, 1H), 7.69 (d, *J* = 9.2 Hz, 2H), 7.53 (m, 2H), 7.43 – 7.34 (m, 4H), 7.28 – 7.22 (m, 3H), 7.18 (m, 2H), 6.99 (d, *J* = 9.2 Hz,

5 2H), 6.63 (d, $J = 16$ Hz, 1H), 4.38 (m, 1H), 4.02 (d, $J = 6.4$ Hz, 2H), 2.99 (m, 1H), 2.88 (m, 1H). Missing OH or NH. EM (calc.): 416.2; MS (ESI) m/e (M+1H)⁺: 417.3, (M-1H)⁻: 415.2.

Cpd. 100

¹H NMR (400 MHz, DMSO-d₆) δ 11.04 (s, 1H), 8.78 (s, 1H), 8.32 (d, $J = 8$ Hz, 1H), 7.69 (d, $J = 8.8$ Hz, 2H), 7.52 (dd, $J_1 = 8.4$ Hz, $J_2 = 1.6$ Hz, 2H), 7.41 – 7.34 (m, 4H), 7.28 – 7.23 (m, 10 4H), 7.19 – 7.15 (m, 1H), 6.99 (d, $J = 9.2$ Hz, 2H), 6.63 (d, $J = 15.6$ Hz, 1H), 4.38 (m, 1H), 4.01 (d, $J = 4.4$ Hz, 2H), 2.99 (dd, $J_1 = 13.6$ Hz, $J_2 = 6$ Hz, 1H), 2.88 (dd, $J_1 = 14$ Hz, $J_2 = 8$ Hz, 1H). EM (calc.): 416.2; MS (ESI) m/e (M+1H)⁺: 417.2, (M-1H)⁻: 415.2.

Cpd. 101

¹H NMR (400 MHz, DMSO-d₆) δ 11.05 (s, 1H), 8.87 (s, 1H), 8.12 (d, $J = 8.0$ Hz, 1H), 7.69 (d, 15 $J = 8.4$ Hz, 2H), 7.53 (d, $J = 7.2$ Hz, 2H), 7.43-7.33 (m, 4H), 6.99 (d, $J = 9.2$ Hz, 2H), 6.65 (d, $J = 15.6$ Hz, 1H), 4.25 (m, 1H), 4.01 (dd, $J = 9.6$ Hz, 4.8 Hz, 1H), 3.94 (dd $J_1 = 9.6$ Hz, $J_2 = 5.6$ Hz, 1H), 1.66 (m, 1H), 11.48 (m, 2H), 0.91 (d $J = 6.8$ Hz, 3H), 0.87 (d, $J = 6.4$ Hz, 3H).

EM (calc.): 382.2; MS (ESI) m/e (M+1H)⁺: 383.2, (M-1H)⁻: 381.2.

Cpd. 102

20 ¹H NMR (400 MHz, DMSO-d₆) δ 11.03 (s, 1H), 8.87 (s, 1H), 8.08 (d, $J = 8$ Hz, 1H), 7.69 (d, $J = 8.8$ Hz, 2H), 7.55 (d, $J = 1.2$ Hz, 2H), 7.43-7.32 (m, 4H), 6.99 (d, $J = 9.2$ Hz, 2H), 6.73 (d, $J = 16$ Hz, 1H), 4.05 (s, 3H), 1.98 (m, 1H), 0.946 (d, $J = 2$ Hz, 3H), 0.93 (d, $J = 2.4$ Hz, 3H). EM (calc.): 368.2; MS (ESI) m/e (M+1H)⁺: 369.1, (M-1H)⁻: 367.1.

Cpd. 103

25 ¹H NMR (400 MHz, DMSO-d₆) δ 11.04 (s, 1H), 8.14 (d, $J = 8.4$ Hz, 1H), 7.69 (dt, $J_1 = 8.8$ Hz, $J_2 = 2.8$ Hz, 2H), 7.54 (dd, $J_1 = 6.8$, $J_2 = 1.2$ Hz, 2H), 7.43 – 7.32 (m, 4H), 6.99 (dt, $J_1 = 8.8$ Hz, $J_2 = 3.2$ Hz, 2 H), 6.66 (d, $J = 15.6$ Hz, 1H), 4.16 (m, 1H), 4.03 (dd, $J_1 = 10$ Hz, $J_2 = 5.6$ Hz, 1H), 3.96 (dd, $J_1 = 10$ Hz, $J_2 = 5.2$ Hz, 1H), 1.67 (m, 1H), 1.53 (m, 1H), 1.36 – 1.27 (m, 4H), 0.87 (t, $J = 6.4$ Hz, 3H). Missing 1H, NH or OH. EM (calc.): 382.2; MS (ESI) m/e 30 (M+1H)⁺: 383.1, (M-1H)⁻: 381.1.

Cpd. 104

¹H NMR (400 MHz, DMSO-d₆) δ 10.97 (s, 1H), 8.25 (d, $J = 8.4$ Hz, 1H), 7.64 (dt, $J_1 = 8.8$ Hz, $J_2 = 2$ Hz, 2H), 7.46 (dd, $J_1 = 7.6$ Hz, $J_2 = 2$ Hz, 2H), 7.34 – 7.18 (series m, 6H), 6.93 (dt, $J_1 = 9.2$ Hz, $J_2 = 2.8$ Hz, 2H), 6.54 (d, $J = 15.6$ Hz, 1H), 4.31 (m, 1H), 3.95 (d, $J = 4.8$ Hz, 2H), 35 2.93 (dd, $J_1 = 13.6$ Hz, $J_2 = 5.6$ Hz, 1H), 2.79 (dd, $J_1 = 13.6$ Hz, $J_2 = 8.4$ Hz, 1H). EM (calc.): 450.1; MS (ESI) m/e (M+1H)⁺: 451.2; (M-1H)⁻: 449.2.

5 Cpd. 105

¹H NMR (400 MHz, DMSO-d₆) δ 10.97 (s, 1H), 8.07 (d, *J* = 8 Hz, 1H), 7.62 (dt, *J*₁ = 8.8 Hz, *J*₂ = 2.8 Hz, 2H), 7.47 (dd, *J*₁ = 8.8 Hz, *J*₂ = 1.6 Hz, 2H), 7.34 – 7.26 (series m, 4H), 6.93 (dt, *J*₁ = 8.8 Hz, *J*₂ = 2.8 Hz, 2H), 6.61 (d, *J* = 15.6 Hz, 1H), 4.04 (m, 1H), 3.98 (dd, *J*₁ = 15.6 Hz, *J*₂ = 5.6 Hz, 1H), 3.90 (dd, *J*₁ = 9.2, *J*₂ = 5.6 Hz, 1H), 1.64 (m, 1H), 1.46 (m, 1H), 0.85 (t, *J* = 6.8 Hz, 3H). EM (calc.): 354.2; MS (ESI) m/e (M+1H)⁺: 354.6, (M-1H)⁻: 353.2.

Cpd. 106

¹H NMR (400 MHz, DMSO-d₆) δ 10.97 (s, 1H), 8.07 (d, *J* = 8 Hz, 1H), 7.62 (d, *J* = 8.8 Hz, 2H), 7.47 (dd, *J*₁ = 6.8 Hz, *J*₂ = 1.6 Hz, 2H), 7.35 – 7.62 (series m, 4H), 6.93 (dt, *J*₁ = 9.2, *J*₂ = 2 Hz, 2H), 6.61 (d, *J* = 15.6 Hz, 1H), 3.98 (dd, *J*₁ = 9.6 Hz, *J*₂ = 5.6 Hz, 1H), 3.90 (dd, *J*₁ = 9.6, *J*₂ = 4.8 Hz, 1H), 1.65 (m, 1H), 1.49 (m, 1H), 0.85 (t, *J* = 7.2 Hz, 3H). EM (calc.): 354.2; MS (ESI) m/e (M+1H)⁺: 354.8, (M-1H)⁻: 353.1.

Cpd. 107

EM (calc.): 400.49; MS (ESI) m/e (M+1): 401.0, (M-1): 399.0.

Cpd. 108

20 EM (calc.): 400.49; MS (ESI) m/e (M+1): 401.1, (M-1): 399.2.

Cpd. 109

¹H NMR (400 MHz, DMSO-d₆) δ 10.97 (s, 1H), 8.80 (br s, 1H), 8.73 (d, *J* = 8.4 Hz, 1H), 7.62 (d, *J* = 9.2 Hz, 2H), 7.48 (d, *J* = 6.8 Hz, 2H), 7.38 – 7.27 (series m, 8H), 7.21 (t, *J* = 7.2 Hz, 1H), 6.93 (d, *J* = 8.8, 2H), 6.69 (d, *J* = 15.6 Hz, 1H), 5.30 (dd, *J*₁ = 13.6 Hz, *J*₂ = 7.6 Hz, 1H), 4.19 (d, *J* = 6.4 Hz, 2H). EM (calc.): 402.2; MS (ESI) m/e (M+1H)⁺: 403.2, (M-1H)⁻: 400.9.

Cpd. 110

¹H NMR (400 MHz, DMSO-d₆) δ 10.97 (s, 1H), 8.80 (br s, 1H), 8.74 (d, *J* = 8 Hz, 1H), 7.62 (dt, *J*₁ = 8.8 Hz, *J*₂ = 2 Hz, 2H), 7.48 (dd, *J*₁ = 6.4 Hz, *J*₂ = 1.6 Hz, 2H), 7.39 – 7.27 (series m, 8H), 7.21 (tt, *J*₁ = 7.6 Hz, *J*₂ = 1.2 Hz, 1H), 6.93 (dt, *J*₁ = 9.2 Hz, *J*₂ = 2.4 Hz, 2H), 6.69 (d, *J* = 15.6, 1H), 5.29 (dd, *J*₁ = 8 Hz, *J*₂ = 6.4 Hz, 1H), 4.18 (d, *J* = 6.4 Hz, 2H). EM (calc.): 402.2; MS (ESI) m/e (M+1H)⁺: 402.9, (M-1H)⁻: 401.2.

Cpd. 111

¹H NMR (400 MHz, DMSO-d₆) δ 8.25 (d, *J* = 8 Hz, 1H), 7.83 (d, *J* = 8.8 Hz, 2H), 7.48 (d, *J* = 6.4 Hz, 2H), 7.39 – 7.27 (series m, 4H), 7.01 (d, *J* = 8.8 Hz, 2H), 6.58 (d, *J* = 16.4 Hz, 1H), 4.25 (m, 1H), 4.03 (m, 2H), 3.73 (s, 3H), 3.12 (m, 2H), 2.06 (m, 1H), 1.93 (m, 1H). EM (calc.): 432.1; MS (ESI) m/e (M+1H)⁺: 433.2, (M-1H)⁻: 430.0.

5 Cpd. 112

^1H NMR (400 MHz, DMSO- d_6) δ 8.24 (d, J = 8 Hz, 1H), 7.82 (d, J = 8.8 Hz, 2H), 7.48 (d, J = 8.8 Hz, 2H), 7.84 – 7.29 (series m, 4H), 7.01 (d, J = 8.8 Hz, 2H), 6.58 (d, J = 16.4 Hz, 1H), 4.35 (m, 1H), 4.03 (m, 2H), 3.70 (s, 3H), 3.13 (m, 2H), 2.06 (m, 1H), 1.93 (m 1H). EM (calc.): 432.1; MS (ESI) m/e (M+1H) $^+$: 432.2, (M-1H) $^-$: 430.2.

10 Cpd. 113

^1H NMR (400 MHz, DMSO- d_6) δ 8.50 (d, J = 8.0 Hz, 1H), 7.83 (dt, J_1 = 9.2 Hz, J_2 = 2.8 Hz, 2H), 7.48 (dd, J_1 = 6 Hz, J_2 = 1.6 Hz, 2H), 7.39 (d, J = 16 Hz, 1H), 7.31 (m, 9H), 6.97 (dt, J_1 = 9.2 Hz, J_2 = 2.4 Hz, 2H), 6.57 (d, J = 16 Hz, 1H), 4.72 (m, 1H), 4.50 (s, 1H), 4.16 (dd, J_1 = 9.6 Hz, J_2 = 5.2 Hz), 1H, 4.08 (dd, J_1 = 10 Hz, J_2 = 4.8 Hz, 1H), 3.45 (dd, J_1 = 14.4 Hz, J_2 = 5.6 Hz, 1H), 3.36 (dd, J_1 = 14.4 Hz, J_2 = 6.8 Hz, 1H). EM (calc.): 492.2; MS (ESI) m/e (M+1H) $^+$: 494.3, (M-1H) $^-$: 492.2.

Cpd. 114

^1H NMR (400 MHz, DMSO) δ 11.07 (br s, 1H), 8.38 (d, J = 7.6 Hz, 2H), 7.84 (dd, J_1 = 3.6 Hz, J_2 = 1.2 Hz, 1H), 7.77 (dd, J_1 = 4.8 Hz, J_2 = 1.2 Hz, 1H), 7.72 (d, J = 8.4 Hz, 2H), 7.16 (dd, J_1 = 3.6 Hz, J_2 = 5.2 Hz, 1H), 7.02 (d, J_1 = 8.4 Hz, 2H), 4.20 (m, 1H), 4.13 (dd, J_1 = 6.4 Hz, J_2 = 9.6 Hz, 1H), 4.04 (dd, J_1 = 5.2 Hz, J_2 = 9.2 Hz, 2H) 1.77 (m 1H), 1.63 (m, 1H), 1.21 (d, J = 6.4 Hz, 1H), 0.96 (t, J = 7.2 Hz, 3H). EM (calc.): 334.1; MS (ESI) m/e (M+1H) $^+$: 335.0, (M-1H) $^-$: 333.0.

Cpd. 115

25 ^1H NMR (400 MHz, DMSO- d_6) δ 11.03 (s, 1H), 8.37 (d, J = 8.0 Hz, 1H), 7.94 (d, J = 8.4 Hz, 2H), 7.72 (m, 6H), 7.48 (m, 2H), 7.39 (m, 1H), 7.00 (d, J = 8.4 Hz, 2H), 4.24 (m, 1H), 4.06 (m, 2H), 1.74 (m, 2H), 0.95 (t, J = 7.2 Hz, 3H). EM (calc.): 404.2; MS (ESI) m/e (M+1H) $^+$: 405.2, (M-1H) $^-$: 403.2.

Cpd. 116

30 ^1H NMR (400 MHz, DMSO- d_6) δ 11.03 (s, 1H), 8.87 (s, 1H), 8.50 (d, J = 8.4 Hz, 1H), 8.44 (s, 1H), 7.97 (m, 4H), 7.70 (d, J = 8.8 Hz, 2H), 7.59 (m, 2H), 7.02 (d, J = 8.8 Hz, 2H), 4.29 (m, 1H), 4.14 (m, 2H), 1.68 (m, 2H), 0.98 (t, J = 7.2 Hz, 3H). EM (calc.): 378.2; MS (ESI) m/e (M+1H) $^+$: 378.9, (M-1H) $^-$: 377.0.

5 Cpd. 117

¹H NMR (400 MHz, DMSO-d₆) δ 10.98 (s, 1H), 8.82 (s, 1H), 8.27 (d, *J* = 8.4 Hz, 1H), 7.64 (d, *J* = 9.2 Hz, 2H), 7.48 (dd, *J*₁ = 6.4 Hz, *J*₂ = 1.6 Hz, 2H), 7.38 (d, *J* = 15.6 Hz, 1H), 7.36 – 7.27 (m, 3H), 7.23 – 7.19 (m, 4H), 7.14 (m, 1H), 6.92 (d, *J* = 8.8 Hz, 2H), 6.61 (d, *J* = 15.6 Hz, 1H), 4.29 (m, 1H), 4.08 (dd, *J*₁ = 9.6 Hz, *J*₂ = 5.6 Hz, 1H), 3.98 (dd, *J*₁ = 9.6 Hz, *J*₂ = 4.4 Hz, 1H), 10 3.70 (d, *J* = 2.4 Hz, 2H), 2.67 (dd, *J*₁ = 6.8 Hz, *J*₂ = 13.6 Hz, 1H), 2.58 (dd, *J*₁ = 13.2 Hz, *J*₂ = 7.2 Hz, 1H).

EM (calc.): 460.2; MS (ESI) *m/e* (M-1H)⁻: 460.8.

Cpd. 118

¹H NMR (400 MHz, DMSO-d₆) δ 11.02 (s, 1H), 8.31 (d, *J* = 8.4 Hz, 1H), 7.83 (d, *J* = 7.2 Hz, 2H), 7.68 (d, *J* = 8.8 Hz, 2H), 7.52 – 7.42 (m, 3H), 6.99 (d, *J* = 9.2 Hz, 2H), 4.22 (m, 1H), 4.11 (dd, *J*₁ = 6.4 Hz, *J*₂ = 10.0 Hz, 1H), 4.01 (dd, *J*₁ = 6.0 Hz, *J*₂ = 9.6 Hz, 1H), 1.73 (m 1H), 1.62 (m, 1H), 0.93 (t, *J* = 7.6 Hz, 3H). EM (calc.): 328.1; MS (ESI) *m/e* (M+1H)⁺: 329.1. (M-1H)⁻: 327.0.

Cpd. 119

20 ¹H NMR (400 MHz, DMSO-d₆) δ 11.03 (s, 1H), 8.08 (d, *J* = 7.2 Hz, 1H), 7.69 (d, *J* = 8.8 Hz, 2H), 7.24 (m, 5H), 6.96 (d, *J* = 9.2 Hz, 2H), 3.94 (m 3H), 3.43 (s, 2H), 1.64 (m, 1H), 1.47 (m, 1H), 0.86 (t, 7.2 Hz, 3H). EM (calc.): 342.2; MS (ESI) *m/e* (M+1H)⁺: 343.0, (M-1H)⁻: 341.1.

Cpd. 120

25 ¹H NMR (400 MHz, DMSO-d₆) δ 11.03 (s, 1H), 7.81 (d, *J* = 7.6 Hz, 1H), 7.69 (d, *J* = 8.4 Hz, 2H), 7.23 – 7.10 (m, 5H), 6.94 (d, *J* = 9.2 Hz, 2H), 3.94 (m, 2H), 3.84 (m, 1H), 2.81 (t, *J* = 7.2 Hz, 2H), 2.40 (t, *J* = 7.6 Hz, 2H), 1.61 (ddd, *J*₁ = 4.4 Hz, *J*₂ = 7.6 Hz, *J*₃ = 18.4 Hz, 1H), 1.41 (m, 1H), 0.81 (t, *J* = 6.8 Hz, 3H). EM (calc.): 356.2; MS (ESI) *m/e* (M+1H)⁺: 357.1, (M-1H)⁻: 355.1.

Cpd. 121

30 EM (calc.): 356.38; MS (ESI) *m/e* (M+1): 357.0, (M-1): 355.1.

Cpd. 122

¹H NMR (400 MHz, DMSO-d₆) δ 10.96 (s, 1H), 8.65 (d, *J* = 8.8 Hz, 1H), 8.33 (s, 1H), 8.00 (d, *J* = 7.2 Hz, 2H), 7.62 (d, *J* = 8.4 Hz, 2H), 7.39 (pseudo t, *J* = 7.2 Hz, 2H), 7.30 (pseudo t, *J* = 7.6 Hz, 1H), 6.93 (d, *J* = 9.2 Hz, 2H), 4.20 (m, 1H), 4.23 (dd partially buried under peak at 4.20, *J*₁ = 9.2 Hz, *J*₂ = 16.8 Hz, 1H), 4.05 (dd, *J*₁ = 10.0 Hz, *J*₂ = 4.8 Hz, 1H), 1.69 (m 1H), 35 1.62 (m, 1H), 0.88 (t, *J* = 7.2 Hz, 3H). EM (calc.): 411.1; MS (ESI) *m/e* (M-1H)⁻: 410.1.

5 Cpd. 123

¹H NMR (400 MHz, DMSO-d₆) δ 11.03 (s, 1H), 8.03 (d, *J* = 7.6 Hz, 1H), 7.69 (d, *J* = 8.8 Hz, 2H), 7.48 (d, *J* = 9.2 Hz, 2H), 7.36 (d, *J* = 15.6 Hz, 1H), 6.99 (d, *J* = 9.2 Hz, 2H), 6.95 (d, *J* = 8.8 Hz, 2H), 6.52 (d, *J* = 15.6 Hz, 1H), 4.09 (m, 1H), 4.04 (dd, *J*₁ = 5.2 Hz, *J*₂ = 9.6 Hz, 1H), 3.95 (dd, *J*₁ = 5.2 Hz, *J*₂ = 9.6 Hz, 1H), 3.77 (s, 3H), 1.71 (m, 1H), 1.52 (m, 1H), 0.91 (t, *J* = 6.8 Hz, 3H). EM (calc.): 384.2; MS (ESI) *m/e* (M+1H)⁺: 385.0, (M-1H)⁻: 383.2.

Cpd. 124

¹H NMR (400 MHz, DMSO-d₆) δ 11.07 (s, 1H), 10.62 (br s, 1H), 8.43 (d, *J* = 8.0 Hz, 1H), 8.28 (d, *J* = 1.6 Hz, 1H), 7.94 (dd, *J*₁ = 8.4 Hz, *J*₂ = 2.0 Hz, 1H), 7.23 (d, *J* = 8.4 Hz, 2H), 7.32 (s, 1H), 7.03 (d, *J* = 8.8 Hz, 2H), 4.60 (s, 2H), 4.28 (m, 1H), 4.17 (dd, *J*₁ = 10.0 Hz, *J*₂ = 6.8 Hz, 1H), 4.08 (dd, *J*₁ = 10.4 Hz, *J*₂ = 6.0 Hz, 1H), 2.84 (s, 6H), 1.80 (m, 1H), 1.65 (m, 1H), 0.98 (t, *J* = 7.6 Hz, 3H). EM (calc.): 425.2; MS (ESI) *m/e* (M+1H)⁺: 426.2, (M-1H)⁻: 424.1.

Cpd. 125

¹H NMR (400 MHz, DMSO-d₆) δ 10.96 (s, 1H), 8.80 (s, 1H), 8.27 (t, *J* = 5.2 Hz, 1H), 7.62 (*J* = 8.8 Hz, 2H), 7.46 (d, *J* = 6.8 Hz, 2H), 7.36 (d, *J* = 12.8 Hz, 1H), 7.33 – 7.28 (m, 3H), 6.95 (d, *J* = 8.4 Hz, 2H), 6.60 (d, *J* = 12.8 Hz, 1H), 4.53 (ddd, *J* = 5.6 Hz, 1H), 3.40 (m, 1H), 3.29 (m, 1H, buried under water peak), 1.19 (d, *J* = 6.4 Hz, 3H). EM (calc.): 340.1.

Cpd. 126

¹H NMR (400 MHz, DMSO-d₆) δ 11.02 (s, 1H), 8.87 (s, 1H), 8.34 (t, *J* = 5.6 Hz, 1H), 7.68 (d, *J* = 8.4 Hz, 2H), 7.53 (d, *J* = 8.8 Hz, 2H), 7.43 (d, *J* = 13.2 Hz, 1H), 7.40 – 7.35 (m, 3H), 7.02 (d, *J* = 8.8 Hz, 2H), 6.67 (d, *J* = 16 Hz, 1H), 4.60 (ddd, *J*₁ = 6.0 Hz, *J*₂ = 11.6 Hz, *J*₃ = 17.6 Hz, 1H), 3.47 (m, 1H), 3.36 (m, 1H, buried under water peak), 1.26 (d, *J* = 6.0 Hz, 3H). EM (calc.): 340.1; MS (ESI) *m/e* (M+1H)⁺: 341.0, (M-1H)⁻: 339.2.

Cpd. 127

EM (calc.): 397.1; MS (ESI) *m/e* (M-1H)⁻: 396.1.

30 Cpd. 128

EM (calc.): 397.1; MS (ESI) *m/e* (M+1H)⁺: 398.2, (M-1H)⁻: 396.2.

Cpd. 129

¹H NMR (400 MHz, DMSO-d₆) δ 10.96 (s, 1H), 8.69 (t, *J* = 5.6 Hz, 1H), 7.84 (d, *J* = 8.4 Hz, 2H), 7.67 (d, *J* = 8.4 Hz, 1H), 7.63 (m, 4H), 7.40 (t, *J* = 7.6 Hz, 2H), 7.32 (m, 1H), 6.98 (d, *J* = 12.0 Hz, 2H), 4.62 (ddd, *J*₁ = 6.0 Hz, *J*₂ = 12.0 Hz, *J*₃ = 18.0 Hz, 1H), 3.52 (ddd, *J*₁ = 6.4 Hz,

35

- 5 $J_2 = 13.6$ Hz, $J_3 = 19.6$ Hz, 1H), 3.31 (m, 1H, buried under water peak), 1.23 (d, $J = 6.0$ Hz, 3H). EM (calc.): 390.2; MS (ESI) m/e (M+1H)⁺: 391.3, (M-1H)⁻: 389.0.

Cpd. 130

- ¹H NMR (400 MHz, DMSO-d₆) δ 11.03 (s, 1H), 8.24 (t, $J = 5.2$ Hz, 1H), 7.68 (d, $J = 8.8$ Hz, 2H), 7.48 (d, $J = 8.8$ Hz, 2H), 7.37 (d, $J = 15.6$ Hz, 1H), 7.02 (d, $J = 8.8$ Hz, 2H), 6.95 (d, $J = 8.8$ Hz, 2H), 6.51 (d, $J = 15.6$ Hz, 1H), 4.58 (pseudo q, $J = 5.6$ Hz, 1H), 3.77 (s, 3H), 3.46 (ddd, $J_1 = 4.8$ Hz, $J_2 = 13.2$ Hz, $J_3 = 19.2$ Hz, 1H), 3.32 (ddd, $J_1 = 5.2$ Hz, $J_2 = 10.8$ Hz, $J_3 = 13.2$ Hz, 1H), 1.25 (d, $J = 6.0$ Hz, 3H). EM (calc.): 370.2; MS (ESI) m/e (M+1H)⁺: 371.0, (M-1H)⁻: 369.1.

Cpd. 131

- 15 ¹H NMR (DMSO-d₆): 3.67(q, 2H), 4.18(t, 2H), 7.01(d, 2H), 7.7(d, 2H), 7.98(d, 2H), 8.12(d, 2H), 8.17(d, 2H), 8.55(s, 1H), 8.79(m, 3H), 11.05(s, 1H). LC\MS: (M+1)⁺ 461.2, (M-1)⁻ 459.0.

Cpd. 132

- 20 ¹H NMR (400 MHz, DMSO-d₆) δ : 11.08 (s, 1H), 8.94 (m, 2H), 7.75 (m, 3H), 7.47 (d, 1H, $J = 8.1$ Hz), 7.16 (d, 1H, $J = 8.1$ Hz), 7.04 (d, 2H, $J = 9.6$ Hz), 4.22 (t, 2H, $J = 5.5$ Hz), 3.71 (t, 2H, $J = 5.5$ Hz), 3.36 (s, 3H). EM (calc.): 388.08; MS (ESI) m/e (M+1H)⁺: 388.9, (M-1H)⁻: 387.1.

Cpd. 133

- 25 ¹H NMR (DMSO-d₆): 2.85(s, 3H), 3.4(s, 8H), 3.65(q, 2H), 4.17(t, 2H), 7.00(d, 2H), 7.54(s, 1H), 7.7(d, 2H), 7.9(dd, 4H), 8.74(t, 1H), 8.9(s, 1H), 10.2(s, 1H), 11.05(s, 1H). LC\MS: (M+1)⁺ 482.0, (M-1)⁻ 480.2.

Cpd. 134

- ¹H NMR (DMSO-d₆): 3.66(q, 2H), 4.18(t, 2H), 7.01(d, 2H), 7.69(m, 4H), 7.91(d, 2H), 8.02(d, 3H), 8.33(dd, 2H), 8.75(t, 1H), 9.16(s, 1H), 10.99(s, 1H), 11.05(s, 1H). LC\MS: (M+1)⁺ 476.1, (M-1)⁻ 474.2.

30 Cpd. 135

- ¹H NMR (DMSO-d₆): 2.85(s, 3H), 3.01(m, 4H), 3.51(d, 2H), 3.60(q, 2H), 4.00(d, 2H), 4.13(t, 2H), 6.98(dd, 4H), 7.74(dd, 4H), 8.48(t, 1H), 9.97(s, 1H), 11.05(s, 1H). LC\MS: (M+1)⁺ 399.3, (M-1)⁻ 397.2.

Cpd. 136

- 35 ¹H NMR (DMSO-d₆): 1.4(m, 2H), 1.8(m, 2H), 2.95(m, 2H), 3.6(m, 5H), 4.12(t, 2H), 4.69(s, 1H), 6.91(d, 2H), 6.99(d, 2H), 7.7(dd, 4H), 8.36(t, 1H), 8.87 (s, 1H), 11.03(s, 1H). LC\MS: (M+1)⁺ 400.2, (M-1)⁻ 398.3.

5 Cpd. 138

^1H NMR (400 MHz, DMSO- d_6) δ : 9.02 (t, 2H, $J = 5.3\text{Hz}$), 7.77-7.72 (m, 3H), 7.27 (m, 1H), 7.11 (m, 1H), 7.03 (d, 2H, $J = 8.8\text{Hz}$), 4.22 (t, 2H, $J = 5.3\text{Hz}$), 3.70 (t, 2H, $J = 5.3\text{Hz}$), 2.51 (s, 3H). EM (calc.): 372; MS (ESI) m/e ($M+1\text{H}$) $^+$: 373.0, ($M-1\text{H}$) $^-$: 371.0.

Cpd. 139

10 ^1H NMR (400 MHz, DMSO- d_6) δ : 11.04 (s, 1H), 10.04 (s, 1H), 9.02 (t, 1H, $J = 5.7\text{Hz}$), 7.74 (d, 1H, $J = 2.7\text{Hz}$), 7.70 (d, 2H, $J = 8.5\text{Hz}$), 7.32 (m, 1H), 7.25 (m, 1H), 7.00 (d, 2H, $J = 8.5\text{Hz}$), 4.72 (s, 2H), 4.19 (t, 2H, $J = 5.7\text{Hz}$), 3.67 (m, 2H), 3.59 (m, 2H), 3.48 (m, 2H), 3.24 (s, 3H).

EM (calc.): 446.15; MS (ESI) m/e ($M+1\text{H}$) $^+$: 447.4, ($M-1\text{H}$) $^-$: 445.3.

Cpd. 140

15 ^1H NMR (400 MHz, DMSO- d_6) δ : 11.04 (br s, 1H), 9.25 (t, 1H, $J = 5.9\text{Hz}$), 8.07 (d, 1H, $J = 8.6\text{Hz}$), 7.96 (d, 1H, $J = 8.6\text{Hz}$), 7.70 (m, 3H), 7.39 (t, 1H, $J = 7.6\text{Hz}$), 7.01 (d, 2H, $J = 9.1\text{Hz}$), 6.88 (br s, 1H), 4.21 (t, 2H, $J = 5.9\text{Hz}$), 3.70 (q, 2H, $J = 5.9\text{Hz}$). EM (calc.): 367; MS (ESI) m/e ($M+1\text{H}$) $^+$: 368.0, ($M-1\text{H}$) $^-$: 366.2.

Cpd. 141

20 ^1H NMR (400 MHz, DMSO- d_6) δ : 11.04 (br s, 1H), 9.04 (t, 1H, $J = 5.9\text{Hz}$), 7.80 (d, 1H, $J = 2.6\text{Hz}$), 7.70 (d, 1H, $J = 8.7\text{Hz}$), 7.40 (m, 2H), 7.28 (t, 1H, $J = 8.1\text{Hz}$), 7.05-6.92 (m, 5H), 5.35 (s, 2H), 4.18 (t, 2H, $J = 5.9\text{Hz}$), 3.66 (q, 2H, $J = 5.9\text{Hz}$). EM (calc.): 464; MS (ESI) m/e ($M+1\text{H}$) $^+$: 465.3, ($M-1\text{H}$) $^-$: 463.1.

Cpd. 143

25 ^1H NMR (DMSO- d_6): 2.55 (t, 3H), 2.80 (s, 3H), 3.07 (d, 3H), 3.4 (d, 2H), 3.65 (q, 2H), 4.02 (s, 2H), 4.17 (t, 2H), 6.99 (d, 2H), 7.69 (d, 2H), 7.91 (d, 2H), 8.01 (d, 2H), 8.23 (s, 1H), 8.75 (t, 1H), 9.6 (s, 1H), 11.05 (s, 1H). LCMS: ($M+1$) $^+$ 496.3, ($M-1$) $^-$ 494.4

Cpd. 144

MS (ESI) m/e : ($M+1\text{H}$) $^+$: 302.0, ($M-1\text{H}$) $^-$: 300.2.

30 Cpd. 145

MS (ESI) m/e : ($M+1\text{H}$) $^+$: 318.1, ($M-1\text{H}$) $^-$: 316.1.

Cpd. 146

MS (ESI) m/e : ($M+1\text{H}$) $^+$: 318.1, ($M-1\text{H}$) $^-$: 316.2.

5 Cpd. 147

^1H NMR (400 MHz, DMSO- d_6) δ 11.04 (s, 1H), 8.28 (m, 2H), 8.15 (m, 1H), 7.94 (m, 2H), 7.66 (m, 2H), 7.41 (m, 3H), 6.89 (m, 2H), 4.10 (m, 2H), 3.63 (m, 2H). MS (ESI) m/e: (M+1H) $^+$: 439.2, (M-1H) $^-$: 437.2.

Cpd. 148

10 ^1H NMR (400 MHz, DMSO- d_6) δ 11.04 (s, 1H), 9.10 (t, $J=8.0$ Hz, 1H), 8.18 (d, $J=8.0$ Hz, 1H), 8.06 (d, $J=8.0$ Hz, 1H), 7.85 (t, $J=8.0$ Hz, 1H), 7.67 (m, 4H), 7.04 (d, $J=8.0$ Hz, 2H), 4.45 (m, 2H), 4.23 (t, $J=8.0$ Hz, 2H), 3.84 (m, 2H), 3.76 (m, 2H). MS (ESI) m/e: (M+1H) $^+$: 426.3, (M-1H) $^-$: 424.2.

Cpd. 149

15 ^1H NMR (400 MHz, DMSO- d_6) δ 11.06 (s, 1H), 10.31 (s, 1H), 9.10 (t, $J=8.0$ Hz, 1H), 8.40 (d, $J=8.0$ Hz, 1H), 8.07 (d, $J=8.0$ Hz, 1H), 7.86 (t, $J=8.0$ Hz, 1H), 7.69 (m, 4H), 7.02 (d, $J=8.0$ Hz, 2H), 4.74 (m, 2H), 4.23 (t, $J=8.0$ Hz, 2H), 3.77 (m, 2H), 3.70 (m, 2H). MS (ESI) m/e: (M+1H) $^+$: 439.3, (M-1H) $^-$: 437.3.

Cpd. 150

20 MS (ESI) m/e: (M+1H) $^+$: 379.9, (M-1H) $^-$: 379.9.

Cpd. 151

MS (ESI) m/e: (M+1H) $^+$: 379.9, (M-1H) $^-$: 379.9.

Cpd. 152

25 ^1H NMR (400 MHz, DMSO- d_6) δ : 11.04 (br s, 1H), 8.85 (d, 1H, $J = 9.0\text{Hz}$), 8.20 (d, 1H, $J = 1.2\text{Hz}$), 8.18 (d, 1H, $J = 1.2\text{Hz}$), 7.85 (m, 1H), 7.70-7.65 (m, 4H), 7.01 (t, 2H, $J = 8.7\text{Hz}$), 4.32 (m, 1H), 4.25 (m, 1H), 4.15 (s, 3H), 4.13 (m, 1H), 1.77(m, 2H), 0.95 (t, 3H, $J = 7.0$).

EM (calc.): 409; MS (ESI) m/e (M+1H) $^+$: 410.2, (M-1H) $^-$: 408.2.

Cpd. 153

30 ^1H NMR (400 MHz, DMSO- d_6) δ : 11.05 (s, 1H), 10.17 (s, 1H), 8.65 (m, 1H), 8.14 (m, 1H), 7.95 (m, 1H), 7.88 (d, 1H, $J = 8.2\text{Hz}$), 7.73-7.66 (m, 3H), 7.62-7.59 (m, 2H), 7.05 (m, 2H), 4.24 (m, 2H), 3.89 (s, 3H), 3.73 (m, 2H). EM (calc.): 380; MS (ESI) m/e (M+1H) $^+$: 381.0, (M-1H) $^-$: 379.1.

Cpd. 154

- 5 ^1H NMR (400 MHz, DMSO- d_6) δ : 11.04 (s, 1H), 9.14 (t, 1H, $J = 6.0\text{Hz}$), 8.18 (d, 1H, $J = 7.7\text{Hz}$), 8.07 (d, 1H, $J = 8.2\text{Hz}$), 7.85 (t, 1H, $J = 7.7\text{Hz}$), 7.72-7.64 (m, 4H), 7.08 (d, 2H, $J = 9.1\text{Hz}$), 4.78 (m, 1H), 4.14 (s, 3H), 3.66 (m, 1H), 3.55 (m, 1H), 1.31 (d, 3H, $J = 6.1\text{Hz}$).

EM (calc.): 395; MS (ESI) m/e ($M+1\text{H}$) $^+$: 396.1, ($M-1\text{H}$) $^-$: 394.2.

Cpd. 155

- 10 MS (ESI) m/e : ($M+1\text{H}$) $^+$: 377.9, ($M-1\text{H}$) $^-$: 376.1.

Cpd. 156

MS (ESI) m/e : ($M+1\text{H}$) $^+$: 408.3, ($M-1\text{H}$) $^-$: 406.2.

Cpd. 157

MS (ESI) m/e : ($M+1\text{H}$) $^+$: 373.9, ($M-1\text{H}$) $^-$: 372.1.

- 15 Cpd. 158

MS (ESI) m/e : ($M+1\text{H}$) $^+$: 422.3, ($M-1\text{H}$) $^-$: 420.3.

Cpd. 159

- 20 ^1H NMR (400 MHz, DMSO- d_6) δ : 11.04 (s, 1H), 9.10 (t, 1H, $J = 5.9\text{Hz}$), 8.16 (d, 1H, $J = 8.4\text{Hz}$), 8.07 (d, 1H, $J = 8.4\text{Hz}$), 7.85 (t, 1H, $J = 7.9\text{Hz}$), 7.71-7.65 (m, 4H), 7.03 (d, 2H, $J = 8.9\text{Hz}$), 4.60 (t, 2H, $J = 5.9\text{Hz}$), 4.23 (t, 2H, $J = 5.1\text{Hz}$), 3.75 (q, 2H, $J = 5.9\text{Hz}$), 3.00 (m, 2H).

EM (calc.): 463; MS (ESI) m/e ($M+1\text{H}$) $^+$: 464.3, ($M-1\text{H}$) $^-$: 462.2.

Cpd. 160

- 25 ^1H NMR (400 MHz, DMSO- d_6) δ : 11.04 (s, 1H), 8.78 (d, 1H, $J = 9.0\text{Hz}$), 8.15 (d, 1H, $J = 8.3\text{Hz}$), 8.09 (d, 1H, $J = 8.5\text{Hz}$), 7.85 (t, 1H, $J = 6.7\text{Hz}$), 7.68 (m, 4H), 7.00 (d, 2H, $J = 9.0\text{Hz}$), 4.61 (t, 2H, $J = 5.9\text{Hz}$), 4.32 (m, 1H), 4.24 (m, 1H), 4.14 (m, 1H), 3.00 (m, 2H), 1.76 (m, 2H), 0.95 (t, 3H, $J = 7.0\text{Hz}$). EM (calc.): 491; MS (ESI) m/e ($M+1\text{H}$) $^+$: 492.1, ($M-1\text{H}$) $^-$: 490.1.

Cpd. 161

- 30 ^1H NMR (400 MHz, DMSO- d_6) δ : 9.13 (t, 1H, $J = 6.1\text{Hz}$), 8.15 (d, 1H, $J = 8.1\text{Hz}$), 8.07 (d, 1H, $J = 8.3\text{Hz}$), 7.86 (t, 1H, $J = 6.7\text{Hz}$), 7.71-7.67 (m, 4H), 7.08 (d, 2H, $J = 8.7\text{Hz}$), 4.78 (m, 1H), 4.61 (t, 1H, $J = 5.5\text{Hz}$), 3.65 (m, 1H), 3.55 (m, 1H), 3.00 (m, 2H), 1.31 (d, 3H, $J = 6.0\text{Hz}$). EM (calc.): 477; MS (ESI) m/e ($M+1\text{H}$) $^+$: 477.9, ($M-1\text{H}$) $^-$: 476.1.

Cpd. 162

- 35 ^1H NMR (DMSO- d_6): 3.56(s, 2H), 4.09(t, 2H), 6.57(d, 1H), 6.77(d, 1H), 6.95(m, 3H), 7.18(t, 1H), 7.32(d, 2H), 7.69(d, 2H), 8.38(t, 1H), 9.6(s, 1H), 11.05(s, 1H). LC\MS: ($M+1$) $^+$ 343.2, ($M-1$) $^-$ 341.3.

5 Cpd. 163

¹HNMR (DMSO-d₆): 3.55(s, 2H), 4.08(t, 2H), 6.4(d, 1H), 6.8(d, 2H), 7.0(d, 2H), 7.35(d, 1H), 7.4(d, 2H), 7.69(d, 2H), 8.25(t, 1H), 9.85(s, 1H), 11.05(s, 1H). LC\MS: (M+1)⁺ 343.1, (M-1)⁻ 341.1.

Cpd. 164

10 EM (calc.): 420.17; MS (ESI) m/e (M+1H)⁺: 421.2, (M-1H)⁻: 419.5.

Cpd. 165

EM (calc.): 420.17; MS (ESI) m/e (M+1H)⁺: 421.3, (M-1H)⁻: 419.3.

Cpd. 166

EM (calc.): 420.17; MS (ESI) m/e (M+1H)⁺: 421.3, (M-1H)⁻: 419.3.

15 Cpd. 167

¹HNMR (DMSO-d₆): δ 8.89 (1H, s), 8.58 (1H, m), 7.71 (2H, m), 7.65 (1H, d), 7.56 (1H, d), 7.41 (1H, d), 7.36 (1H, t), 7.25 (1H, t), 7.21 (1H, s), 7.00 (2H, d), 6.74 (1H, dd), 4.11 (2H, t), 3.58 (2H, q).

Cpd. 168

20 EM (calc.): 420.17; MS (ESI) m/e (M+1H)⁺: 421.2, (M-1H)⁻: 419.3.

Cpd. 169

¹H NMR (400 MHz, DMSO-d₆) δ 11.07 (s, 1H), 9.14 (s, 1H), 9.11 (t, J=8.0 Hz, 1H), 8.93 (s, 1H), 8.63 (t, J=4.0 Hz, 1H), 8.17 (m, 1H), 7.72 (m, 4H), 7.00 (d, J=8.0 Hz, 2H), 4.20 (t, J=8.0 Hz, 2H), 3.71 (m, 2H). MS (ESI) m/e: (M+1H)⁺: 384.1, (M-1H)⁻: 382.0.

25 Cpd. 170

MS (ESI) m/e: (M+1H)⁺: 451.0, (M-1H)⁻: 449.2.

Cpd. 171

MS (ESI) m/e: (M+1H)⁺: 409.3, (M-1H)⁻: 407.2.

Cpd. 172

30 ¹HNMR (DMSO-d₆): 3.54(q, 2H), 3.84(s, 3H), 4.08(t, 2H), 6.6(d, 1H), 6.98(m, 4H), 7.35(t, 1H), 7.5(d, 1H), 7.65(d, 1H), 7.69(d, 2H), 8.36(t, 1H), 8.9(s, 1H), 11.04(s, 1H). LC\MS: (M+1)⁺ 356.9, (M-1)⁻ 355.2.

Cpd. 173

35 ¹HNMR (DMSO-d₆): 3.56(q, 2H), 3.77(s, 3H), 4.09(t, 2H), 6.66(d, 1H), 6.93(m, 2H), 6.99(d, 2H), 7.1(d, 2H), 7.29(t, 1H), 7.39(d, 1H), 7.70(d, 2H), 7.87(d, 1H), 8.36(t, 1H), 8.9(s, 1H), 11.05(s, 1H). LC\MS: (M+1)⁺ 357.1, (M-1)⁻ 355.1.

5 Cpd. 174

$^1\text{H NMR}$ (400 MHz, DMSO- d_6) δ 11.05 (s, 1H), 9.21 (t, $J=8.0$ Hz, 1H), 9.07 (s, 1H), 8.92 (s, 1H), 8.67 (s, 1H), 7.70 (m, 4H), 7.01 (d, $J=8.0$ Hz, 2H), 6.92 (m, 1H), 4.21 (t, $J=8.0$ Hz, 2H), 3.71 (m, 2H). MS (ESI) m/e : (M+1H) $^+$: 421.2, (M-1H) $^-$: 419.4.

Cpd. 175

10 $^1\text{HNMR}$ (DMSO- d_6): δ 8.91 (1H, s), 8.44 (1H, t), 7.73 (2H, d), 7.72 (1H, s), 7.57 (1H, d), 7.44 (1H, d), 7.02 (2H, d), 6.50 (1H, d), 4.11 (2H, t), 3.58 (2H, q). LC/MS, M+1: 413.1.

Cpd. 176

$^1\text{HNMR}$ (DMSO- d_6): 3.54(q, 2H), 4.07(t, 2H), 6.36(d, 1H), 6.68(s, 1H), 6.98(d, 2H), 7.32(d, 1H), 7.69(m, 3H), 7.98(s, 1H), 8.27(t, 1H), 8.9(s, 1H), 11.04(s, 1H). LC/MS: (M+1) $^+$ 316.9,
15 (M-1) $^-$ 315.3.

Cpd. 177

$^1\text{HNMR}$ (DMSO- d_6): 3.55(q, 2H), 4.08(t, 2H), 6.47(d, 1H), 6.98(d, 2H), 7.31(d, 1H), 7.42(d, 1H), 7.58(m, 1H), 7.69(d, 2H), 7.78(s, 1H), 8.30(t, 1H), 8.9(s, 1H), 11.04(s, 1H). LC/MS: (M+1) $^+$ 333.0, (M-1) $^-$ 331.0.

20 Cpd. 178

$^1\text{HNMR}$ (DMSO- d_6): δ 8.91 (1H, s), 8.40 (1H, t), 7.73 (2H, d), 7.61 (2H, m), 7.38 (1H, d), 7.11 (1H, dd), 7.01 (2H, d), 6.43 (1H, d), 4.11 (2H, t), 3.57 (2H, q). LC/MS, M+1: 333.0.

Cpd. 179

$^1\text{HNMR}$ (DMSO- d_6): 2.31(s, 3H), 3.55(q, 2H), 4.09(t, 2H), 6.6(d, 1H), 6.99(d, 2H), 7.2-7.4(m, 6H), 7.70(d, 2H), 8.33(t, 1H), 8.9(s, 1H), 11.04(s, 1H). LC/MS: (M+1) $^+$ 341.1, (M-1) $^-$ 339.1.
25

Cpd. 180

$^1\text{HNMR}$ (DMSO- d_6): 2.31(s, 3H), 3.55(q, 2H), 4.09(t, 2H), 6.6(d, 1H), 6.99(d, 2H), 7.2(d, 2H), 7.38(d, 1H), 7.42(d, 2H), 7.69(d, 2H), 8.33(t, 1H), 8.9(s, 1H), 11.04(s, 1H). LC/MS: (M+1) $^+$ 341.2, (M-1) $^-$ 339.2.

30 Cpd. 181

$^1\text{HNMR}$ (DMSO- d_6): δ 8.87 (1H, s), 8.52 (1H, t), 7.70 (2H, d), 7.64 (1H, d), 7.52 (1H, d), 7.34 (1H, m), 7.24 (1H, t), 7.22 (1H, s), 6.99 (2H, d), 6.67 (1H, m), 4.09 (2H, t), 3.52 (2H, q), 2.48 (3H, m). LC/MS, M+1: 381.0.

Cpd. 182

35 $^1\text{HNMR}$ (DMSO- d_6): δ 8.88 (1H, s), 8.33 (1H, t), 7.68 (2H, d), 7.54 (1H, m), 7.41 (1H, d), 7.28 (1H, s), 7.24 (1H, m), 7.19 (1H, m), 6.95 (2H, d), 6.07 (1H, m), 4.11 (2H, t), 3.52 (2H, q), 2.15 (3H, m). LC/MS, M+1: 381.1.

Cpd. 183

5 ^1H NMR (DMSO- d_6): 2.94(s, 6H), 3.54(q, 2H), 4.07(t, 2H), 6.38(d, 1H), 6.69(d, 2H), 6.98(d, 2H), 7.29(d, 1H), 7.35(d, 2H), 7.69(d, 2H), 8.15(t, 1H), 8.87(s, 1H), 11.04(s, 1H). LC\MS: (M+1) $^{+1}$ 370.1, (M-1) $^{-1}$ 368.3.

Cpd. 184

10 ^1H NMR (DMSO- d_6): 3.57(q, 2H), 4.10(t, 2H), 6.65(d, 1H), 7.0(d, 2H), 7.14(m, 2H), 7.42(m, 1H), 7.6(d, 1H), 7.72(m, 3H), 7.87(d, 1H), 8.149(t, 1H), 8.87(s, 1H), 11.04(s, 1H), 11.52(s, 1H). LC\MS: (M+1) $^{+1}$ 366.2, (M-1) $^{-1}$ 364.4.

Cpd. 185

15 ^1H NMR (DMSO- d_6): 2.36(s, 3H), 3.56(q, 2H), 4.10(t, 2H), 6.56(d, 1H), 7.00(d, 2H), 7.23(m, 3H), 7.5(d, 1H), 7.65(d, 1H), 7.7(d, 2H), 8.4(t, 1H), 8.87(s, 1H), 11.04(s, 1H). LC\MS: (M+1) $^{+1}$ 341.2, (M-1) $^{-1}$ 339.3.

Cpd. 186

20 ^1H NMR (DMSO- d_6): 3.55(q, 2H), 3.93(s, 3H), 4.08(t, 2H), 6.66(d, 1H), 6.79(t, 1H), 6.86(d, 1H), 6.98(d, 2H), 7.15(m, 1H), 7.4(d, 1H), 7.65(d, 1H), 7.7(d, 2H), 8.31(t, 1H), 10.0(s, 1H), 11.04(s, 1H). LC\MS: (M+1) $^{+1}$ 343.1, (M-1) $^{-1}$ 340.9.

Cpd. 187

^1H NMR (DMSO- d_6): 3.57(q, 2H), 3.93(s, 3H), 4.09(t, 2H), 6.75(d, 1H), 6.98(m, 3H), 7.18(m, 3H), 7.38(d, 1H), 7.7(d, 2H), 8.5(t, 1H), 8.87(s, 1H), 11.04(s, 1H). LC\MS: (M+1) $^{+1}$ 396.7, (M-1) $^{-1}$ 395.0.

Cpd. 188

25 ^1H NMR (DMSO- d_6): 0.922(t, 3H), 1.5-1.8(m, 2H), 3.93(s, 3H), 3.95-4.07(m, 3H), 6.8(d, 1H), 6.98(m, 3H), 7.19(m, 3H), 7.36(d, 1H), 7.69(d, 2H), 8.3(d, 1H), 11.03(s, 1H). LC\MS: (M+1) $^{+1}$ 425.2, (M-1) $^{-1}$ 423.2.

Cpd. 189

30 ^1H NMR (DMSO- d_6): 0.95 (3H, t, 7 Hz); 1.53 (1H, m); 1.72 (1H, m); 2.52 (3H, s); 3.79 (3H, s); 3.94 (1H, m); 4.06 (2H, m); 6.66 (1H, s); 6.93 (1H, dd); 7.02 (2H, d); 7.15 (2H, m); 7.42 (1H, d); 7.7 (2H, d); 8.27 (2H, d, 7 Hz); 8.87 (1H, d, 2 Hz). MS (M+1): 439.

Cpd. 190

35 ^1H NMR (DMSO- d_6): 3.54(q, 2H), 4.08(t, 2H), 6.44(d, 1H), 6.56(s, 1H), 6.75(s, 1H), 6.98(d, 2H), 7.23(d, 1H), 7.70(d, 2H), 7.75(s, 1H), 8.41(t, 1H), 8.9(s, 1H), 11.04(s, 1H). LC\MS: (M+1) $^{+1}$ 317.0, (M-1) $^{-1}$ 315.2.

Cpd. 191

- 5 $^1\text{H NMR}$ (DMSO- d_6): 3.5-4.05(m, 14H), 4.18(t, 2H), 6.99(d, 2H), 7.69(d, 2H), 7.93(d, 2H), 8.02(d, 2H), 8.2(s, 1H), 8.76(t, 1H), 8.97(s, 1H), 11.05(s, 1H). LCMS: (M+1) $^{+1}$ 497.4, (M-1) $^{-1}$ 495.4.

Table 2:

10 Cpd. 1

EM (calc.): 370.2; MS (ESI) m/e (M+1) $^{+}$: 371.1, (M-1) $^{-}$: 369.2.

Cpd. 2

$^1\text{H NMR}$ (400 MHz, DMSO- d_6) δ 11.03 (s, 1H), 8.88 (s, 1H), 7.67 (d, $J = 9.2$ Hz, 2H), 7.51 (m, 3H), 7.36 (m, 8H), 6.92 (d, $J = 9.2$ Hz, 2H), 6.27 (d, $J = 15.2$ Hz, 1H), 4.16 (m, 4H).

- 15 EM (calc.): 402.2; MS (ESI) m/e (M+1H) $^{+}$: 403.1, (M-1H) $^{-}$: 401.1.

Cpd. 3

EM (calc.): 340.1; MS (ESI) m/e (M+1H) $^{+}$: 341.0, (M-1H) $^{-}$: 339.4.

Cpd. 4

EM (calc.): 398.13; MS (ESI) m/e (M+1H) $^{+}$: 399.0, (M-1H) $^{-}$: 397.1.

20 Cpd. 5

EM (calc.): 368.17; MS (ESI) m/e (M+1H) $^{+}$: 368.8, (M-1H) $^{-}$: 367.2.

Cpd. 6

EM (calc.): 354.1; MS (ESI) m/e (M+1H) $^{+}$: 354.8, (M-1H) $^{-}$: 353.2.

25 Table 3:

Cpd. 1

$^1\text{H NMR}$ (400 MHz, DMSO- d_6) δ 11.11 (s, 1H), 9.07 (t, $J = 5.2$ Hz, 1H), 8.94 (s, 1H), 8.16 (s, 1H), 8.07 (dd, $J_1 = 2.4$ Hz, $J_2 = 8.4$ Hz, 1H), 7.99 (dd, $J_1 = 2.4$ Hz, $J_2 = 6.8$ Hz, 1H), 7.77 (d, $J = 9.2$ Hz, 2H), 7.50 (m, 2H), 7.08 (d, $J = 8.8$ Hz, 2H), 4.25 (pseudo t, $J = 5.6$ Hz, 2H), 3.73

- 30 (pseudo q, $J = 5.2$ Hz, 2H). EM (calc.): 358.1; MS (ESI) m/e (M+1H) $^{+}$: 357.0, (M-1H) $^{-}$: 355.1.

Cpd. 2

$^1\text{H NMR}$ (400 MHz, DMSO- d_6) δ 11.05 (s, 1H), 8.92 (t, $J = 5.6$ Hz, 1H), 8.88 (s, 1H), 7.76 (d, $J = 8.0$ Hz, 1H), 7.70 (d, $J = 9.2$ Hz, 2H), 7.64 (d, $J = 8.0$ Hz, 1H), 7.55 (s, 1H), 7.46 (t, J

5 = 6.8 Hz, 1H), 7.32 (t, $J = 8.0$ Hz, 1H), 7.01 (d, $J = 8.2$ Hz, 2H), 4.18 (t, $J = 5.6$ Hz, 2H), 3.67 (m, 2H). EM (calc.): 340.1; MS (ESI) m/e : (M+1H)⁺: 341.0, (M-1H)⁻: 339.1.

Cpd. 3

¹H NMR (400 MHz, DMSO-d₆) δ : 11.57 (s, 1H), 11.04 (s, 1H), 8.71 (t, $J = 5.6$ Hz, 1H), 7.70 (d, $J = 8.8$ Hz, 2H), 7.59 (d, $J = 8.4$ Hz, 1H), 7.40 (d, $J = 8.4$ Hz, 1H), 7.16 (t, $J = 8.4$ Hz, 1H),
10 7.12 (m, 1H), 7.00 (m, 3H), 4.18 (t, $J = 5.6$ Hz, 2H), 3.68 (m, 2H). EM (calc.): 339.1; MS (ESI) m/e (M+1H)⁺: 340.1, (M-1H)⁻: 338.3.

Cpd. 4

EM (calc.): 353.1; MS (ESI) m/e (M+1)⁺: 354.1, (M-1)⁻: 352.2.

Cpd. 5

15 ¹H NMR (400 MHz, DMSO-d₆) δ 8.84 (t, $J = 5.6$ Hz, 1H), 8.05 (s, 1H), 7.99 (dd, $J_1 = 6.0$ Hz, $J_2 = 2.0$ Hz, 1H), 7.91 (dd, $J_1 = 6.4$ Hz, $J_2 = 2.0$ Hz, 1H), 7.65 (d, $J = 8.8$ Hz, 2H), 7.42 (m, 2H), 6.88 (d, $J = 8.4$ Hz, 2H), 4.06 (t, $J = 6.0$ Hz, 2H), 3.43 (pseudo q, $J = 5.6$ Hz, 2H), 2.00 (pseudo p, $J = 6.0$ Hz, 2H). EM (calc.): 370.1; MS (ESI) m/e (M+1H)⁺: 371.1, (M-1H)⁻: 369.0.

20 Cpd. 6

¹H NMR (400 MHz, DMSO-d₆) δ 10.96 (s, 1H), 8.74 (t, $J = 6.0$ Hz, 1H), 7.67 (d, $J = 7.6$ Hz, 1H), 7.62 (d, $J = 8.4$ Hz, 2H), 7.44 (s, 1H), 7.55 (dd, $J_1 = 8.4$ Hz, $J_2 = 0.8$ Hz, 1H), 7.43 (d, $J = 0.8$ Hz, 1H), 7.37 (td, $J_1 = 7.2$ Hz, $J_2 = 1.2$ Hz, 1H), 7.241 (td, $J_1 = 8.0$ Hz, $J_2 = 0.8$ Hz, 1H), 6.89 (d, $J = 8.8$ Hz, 2H), 4.01 (t, $J = 6.4$ Hz, 2H), 3.37 (pseudo q, $J = 6.0$ Hz, 2H), 1.94 (pseudo p, $J = 6.0$ Hz, 2H). EM (calc.): 354.1; MS (ESI) m/e (M+1H)⁺: 355.2, (M-1H)⁻: 353.1.

Cpd. 7

¹H NMR (400 MHz, DMSO-d₆) δ 11.07 (s, 1H), 8.91 (s, 1H), 8.65 (br d, $J = 7.2$ Hz, 1H), 8.20 (s, 1H), 8.03 (m, 1H), 7.95 (m, 1H), 7.72 (d, $J = 8.4$ Hz, 2H), 7.46 (m, 2H), 7.03 (d, $J = 8.8$ Hz, 2H), 4.20 (m, 3H), 2.08 (m, 1H), 1.02 (d, $J = 6.8$ Hz, 6H). EM (calc.): 398.1; MS (ESI) m/e
30 (M+1H)⁺: 399.0, (M-1H)⁻: 397.1.

Cpd. 8

¹H NMR (400 MHz, DMSO-d₆) δ 11.07 (s, 1H), 8.91 (s, 1H), 8.68 (d, $J = 8.0$ Hz, 1H), 8.17 (s, 1H), 8.03 (dd, $J_1 = 2.0$ Hz, $J_2 = 6.4$ Hz, 1H), 7.96 (dd, $J_1 = 4.0$ Hz, $J_2 = 6.8$ Hz, 1H), 7.73 (d, $J = 8.8$ Hz, 2H), 7.46 (m, 4H), 7.04 (d, $J = 9.2$ Hz, 2H), 4.24 (m, 1H), 4.18 (dd, $J_1 = 6.8$ Hz, $J_2 = 10.0$ Hz, 1H), 4.09 (dd, $J_1 = 5.2$ Hz, $J_2 = 9.6$ Hz), 1.81 (m, 1H), 1.67 (m, 1H), 0.99 (t, $J = 7.6$ Hz, 3H). EM (calc.): 384.1; MS (ESI) m/e (M+1H)⁺: 385.0, (M-1H)⁻: 383.1.

5 Cpd. 9

^1H NMR (400 MHz, DMSO- d_6) δ 11.11 (s, 1H), 8.95 (br s, 1H), 8.80 (d, $J = 8.0$ Hz, 1H), 8.19 (s, 1H), 8.06 (dd, $J_1 = 5.6$ Hz, $J_2 = 1.6$ Hz, 1H), 7.98 (dd, $J_1 = 6.8$ Hz, $J_2 = 1.6$ Hz, 1H), 7.76 (d, $J = 8.4$ Hz, 2H), 7.49 (m, 2H), 7.08 (d, $J = 8.8$ Hz, 2H), 4.42 (p, $J = 6.4$ Hz, 1H), 4.20 (dd, $J_1 = 9.6$ Hz, $J_2 = 6.4$ Hz, 1H), 4.07 (dd, $J_1 = 9.6$ Hz, $J_2 = 5.6$ Hz, 1H), 1.36 (d, $J = 6.8$ Hz, 3H).

10 EM (calc.): 370.1; MS (ESI) m/e (M+1H) $^+$: 371.0, (M-1H) $^-$: 368.9.

Cpd. 10

^1H NMR (400 MHz, DMSO- d_6) δ 10.95 (s, 1H), 8.65 (d, $J = 7.6$ Hz, 1H), 8.04 (s, 1H), 7.91 (d, $J = 7.2$ Hz, 1H), 7.83 (d, $J = 6.4$ Hz, 1H), 7.61 (d, $J = 8.8$ Hz, 2H), 7.34 (m, 2H), 6.93 (d, $J = 8.8$ Hz, 2H), 4.27 (p, $J = 6.4$ Hz, 1H), 4.05 (dd, $J_1 = 6.8$ Hz, $J_2 = 10.0$ Hz, 1H), 3.92 (dd, $J_1 = 10.0$ Hz, $J_2 = 6.0$ Hz, 1H), 1.21 (d, $J = 5.2$ Hz, 3H). EM (calc.): 370.1; MS (ESI) m/e (M+1H) $^+$: 370.9, (M-1H) $^-$: 369.0.

15

Cpd. 11

^1H NMR (400 MHz, DMSO- d_6) δ 10.96 (s, 1H), 8.54 (d, $J = 8.4$ Hz, 1H), 7.68 (d, $J = 7.6$ Hz, 1H), 7.61 (d, $J = 8.4$ Hz, 2H), 7.58 (d, $J = 8.4$ Hz, 1H), 7.48 (d, $J = 0.8$ Hz, 1H), 7.38 (td, $J_1 = 8.0$ Hz, $J_2 = 0.8$ Hz, 1H), 7.25 (td, $J_1 = 7.2$ Hz, $J_2 = 0.8$ Hz, 1H), 6.92 (d, $J = 8.8$ Hz, 2H), 4.19 (m, 1H), 4.07 (dd, $J_1 = 10.4$ Hz, $J_2 = 6.4$ Hz, 1H), 3.99 (dd, $J_1 = 10.0$ Hz, $J_2 = 5.6$ Hz, 1H), 1.68 (m, 1H), 1.55 (m, 1H), 0.86 (t, $J = 7.2$ Hz, 3H). EM (calc.): 368.1; MS (ESI) m/e (M-1H) $^-$: 367.1.

20

Cpd. 12

^1H NMR (400 MHz, DMSO- d_6) δ 11.06 (s, 1H), 9.03 (t, $J = 6.0$ Hz, 1H), 8.11 (s, 1H), 8.03 (d, $J = 7.2$ Hz, 1H), 7.94 (d, $J = 6.4$ Hz, 1H), 7.72 (d, $J = 8.8$ Hz, 2H), 7.46 (m, 2H), 7.07 (d, $J = 9.2$ Hz, 2H), 4.72 (pseudo q, $J = 5.6$ Hz, 1H), 3.62 (m, 1H), 3.42 (m, 1H), 1.34 (d, $J = 6.4$ Hz, 3H). EM (calc.): 370.1; MS (ESI) m/e (M+1H) $^+$: 371.0, (M-1H) $^-$: 369.1.

25

Cpd. 13

^1H NMR (400 MHz, DMSO- d_6) δ 11.06 (s, 1H), 9.03, (t, $J = 5.6$ Hz, 1H), 8.11 (s, 1H), 8.03 (d, $J = 6.8$ Hz, 1H), 7.94 (d, $J = 7.2$ Hz, 1H), 7.72 (d, $J = 8.4$ Hz, 2H), 7.46 (pseudo p, $J = 5.6$ Hz, 2H), 7.07 (d, $J = 8.4$ Hz, 2H), 4.74 (pseudo q, $J = 5.6$ Hz, 1H), 3.63 (m, 1H), 3.42 (m, 1H), 1.34 (d, $J = 6.0$ Hz, 3H). EM (calc.): 370.1; MS (ESI) m/e (M+1H) $^+$: 371.0, (M-1H) $^-$: 369.1.

30

Cpd. 14

^1H NMR (400 MHz, DMSO- d_6) δ 11.02 (s, 1H), 8.92 (t, $J = 6.0$ Hz, 1H), 7.75 (d, $J = 7.6$ Hz, 1H), 7.68 (d, $J = 8.8$ Hz, 2H), 7.54 (d, $J = 0.8$ Hz, 1H), 7.44 (td, $J_1 = 7.2$ Hz, $J_2 = 0.8$ Hz, 1H),

35

- 5 7.31 (td, $J = 7.6$ Hz, $J_2 = 0.8$ Hz, 1H), 7.03 (d, $J = 9.2$ Hz, 2H), 4.69 (pseudo q, $J = 6.4$ Hz, 1H), 3.59 (ddd, $J_1 = 6.4$ Hz, $J_2 = 13.6$ Hz, $J_3 = 19.6$ Hz, 1H), 3.39 (ddd, $J_1 = 6.0$ Hz, $J_2 = 12.4$ Hz, $J_3 = 19.6$ Hz, 1H), 1.29 (d, $J = 6.4$ Hz, 3H). EM (calc.): 354.1; MS (ESI) m/e (M+1H)⁺: 354.7, (M-1H)⁻: 353.1.

Cpd. 15

- 10 EM (calc.): 386.09; MS (ESI) m/e (M-1H)⁻: 384.7.

Cpd. 16

EM (calc.): 370.10; MS (ESI) m/e (M-1H)⁻: 369.0.

Cpd. 17

EM (calc.): 390.0; MS (ESI) m/e (M+1H)⁺: 391.2.

- 15 Cpd. 18

EM (calc.): 354.12; MS (ESI) m/e (M-1H)⁻: 353.2.

Cpd. 19

EM (calc.): 354.12; MS (ESI) m/e (M-1H)⁻: 353.1.

Cpd. 20

- 20 EM (calc.): 424.07; MS (ESI) m/e (M-1H)⁻: 423.9.

Cpd. 21

EM (calc.): 374.0; MS (ESI) m/e (M+1)⁺: 375.0, (M-1)⁻: 373.0.

Cpd. 22

EM (calc.): 386.1; MS (ESI) m/e (M+1)⁺: 387.1, (M-1)⁻: 384.7.

- 25 Cpd. 23

EM (calc.): 374.1; MS (ESI) m/e (M+1)⁺: 374.9, (M-1)⁻: 372.9.

Cpd. 24

EM (calc.): 370.1; MS (ESI) m/e (M+1)⁺: 370.8, (M-1)⁻: 369.0.

Cpd. 25

- 30 EM (calc.): 370.1; MS (ESI) m/e (M+1)⁺: 371.0, (M-1)⁻: 369.1.

Cpd. 26

EM (calc.): 414.14; MS (ESI) m/e (M+1H)⁺: 415.2, (M-1H)⁻: 413.2.

5 Cpd. 27

EM (calc.): 469.18; MS (ESI) m/e (M+1H)⁺: 470.1, (M-1H)⁻: 468.4.

Cpd. 28

EM (calc.): 447.14; MS (ESI) m/e (M+1H)⁺: 448.1, (M-1H)⁻: 446.2.

Cpd. 29

10 EM (calc.): 354.1; MS (ESI) m/e (M+1)⁺: 355.1, (M-1)⁻: 353.1.

Cpd. 30

EM (calc.): 370.1; MS (ESI) m/e (M+1)⁺: 371.0, (M-1)⁻: 368.9.

Cpd. 31

EM (calc.): 400.1; MS (ESI) m/e (M+1H)⁺: 401.0, (M-1H)⁻: 399.2.

15 Cpd. 32

EM (calc.): 427.1; MS (ESI) m/e (M+1H)⁺: 428.2, (M-1H)⁻: 426.2.

Cpd. 33

EM (calc.): 414.1; MS (ESI) m/e (M+1)⁺: 415.4, (M-1)⁻: 413.2.

Cpd. 34

20 EM (calc.): 469.2; MS (ESI) m/e (M+1)⁺: 470.1, (M-1)⁻: 468.3.

Cpd. 35

EM (calc.): 447.1; MS (ESI) m/e (M+1)⁺: 448.2, (M-1)⁻: 446.5.

Cpd. 36

EM (calc.): 368.1; MS (ESI) m/e (M+1)⁺: 369.0, (M-1)⁻: 367.2.

25 Cpd. 37

¹H NMR (400 MHz, DMSO-d₆) δ 11.69 (s, 1H), 11.04 (s, 1H), 8.77 (t, *J* = 5.6 Hz, 1H), 7.70 (d, *J* = 8.4 Hz, 2H), 7.39 (m, 2H), 7.11 (s, 1H), 7.05 (m, 1H), 7.01 (d, *J* = 8.4 Hz, 2H), 4.18 (t, *J* = 6.0 Hz, 2H), 3.67 (m, 2H). EM (calc.): 357.1; MS (ESI) m/e (M+1H)⁺: 357.8, (M-1H)⁻: 356.2.

30 Cpd. 38

¹H NMR (400 MHz, DMSO-d₆) δ 11.42 (s, 1H), 11.05 (s, 1H), 8.66 (t, *J* = 5.6 Hz, 1H), 7.70 (d, *J* = 9.2 Hz, 2H), 7.29 (d, *J* = 8.4 Hz, 1H), 7.03 (m, 4H), 6.81 (m, 1H), 4.17 (t, *J* = 5.6 Hz, 2H), 3.75 (s, 3H), 3.66 (m, 2H). EM (calc.): 369.1; MS (ESI) m/e (M+1H)⁺: 369.9, (M-1H)⁻: 368.2.

5 Cpd. 39

EM (calc.): 384.13; MS (ESI) m/e (M+1H)⁺: 384.9, (M-1H)⁻: 383.2.

Cpd. 40

EM (calc.): 446.15; MS (ESI) m/e (M+1H)⁺: 447.2, (M-1H)⁻: 445.4.

Cpd. 41

10 ¹H NMR (400 MHz, DMSO-d₆) δ 11.28 (s, 1H), 11.04 (s, 1H), 8.53 (t, *J* = 5.6 Hz, 1H), 7.70 (d, *J* = 9.2 Hz, 2H), 7.02 (m, 4H), 6.86 (s, 1H), 4.16 (t, *J* = 5.6 Hz, 2H), 3.76 (s, 3H), 3.75 (s, 3H), 3.63 (m, 2H). EM (calc.): 399.1; MS (ESI) m/e (M+1H)⁺: 400.0, (M-1H)⁻: 398.1.

Cpd. 42

15 ¹H NMR (400 MHz, DMSO-d₆) δ 11.09 (bs, 1H), 10.60 (bs, 1H), 9.29 (t, *J* = 6.0 Hz, 1H), 8.08 (d, *J* = 8.0 Hz, 1H), 7.70 (m, 3H), 7.57 (t, *J* = 7.2 Hz, 1H), 7.45 (t, *J* = 7.2 Hz, 1H), 7.00 (d, *J* = 9.2 Hz, 2H), 4.83 (m, 2H), 4.23 (t, *J* = 6.0 Hz, 2H), 3.94 (m, 2H), 3.73 (m, 4H), 3.44 (m, 2H), 3.27 (m, 2H). EM (calc.): 439.2; MS (ESI) m/e (M+1H)⁺: 439.8, (M-1H)⁻: 438.2.

Cpd. 44

EM (calc.): 412.16; MS (ESI) m/e (M+1H)⁺: 413.1, (M-1H)⁻: 411.3.

20 Cpd. 45

¹H NMR (400 MHz, DMSO-d₆) δ 11.05 (s, 1H), 8.92 (t, *J* = 5.2 Hz, 1H), 7.74 (d, *J* = 7.6 Hz, 1H), 7.70 (d, *J* = 8.8 Hz, 2H), 7.59 (s, 1H), 7.55 (d, *J* = 6.8 Hz, 1H), 7.32 (m, 3H), 7.06 (d, *J* = 7.6 Hz, 2H), 7.00 (d, *J* = 9.2 Hz, 2H), 6.95 (t, *J* = 7.2 Hz, 1H), 5.44 (s, 2H), 4.19 (t, *J* = 6.0 Hz, 2H), 3.69 (m, 2H). EM (calc.): 446.2; MS (ESI) m/e (M+1H)⁺: 447.2, (M-1H)⁻: 445.3.

25 Cpd. 46

¹H NMR (400 MHz, DMSO-d₆) δ 11.08 (s, 1H), 8.91 (t, *J* = 5.6 Hz, 1H), 7.71 (m, 3H), 7.58 (s, 1H), 7.44 (d, *J* = 7.6 Hz, 1H), 7.32 (t, *J* = 7.6 Hz, 1H), 7.03 (d, *J* = 8.8 Hz, 2H), 4.78 (s, 2H), 4.20 (t, *J* = 6.0 Hz, 2H), 3.69 (m, 2H), 3.36 (s, 3H). EM (calc.): 384.1; MS (ESI) m/e (M+1H)⁺: 385.9, (M-1H)⁻: 383.2.

30 Cpd. 47

¹H NMR (400 MHz, DMSO-d₆) δ 11.33 (s, 1H), 11.09 (s, 1H), 9.32 (t, *J* = 5.6 Hz, 1H), 7.88 (d, *J* = 8.4 Hz, 1H), 7.71 (m, 3H), 7.61 (s, 1H), 7.43 (t, *J* = 7.6 Hz, 1H), 7.03 (d, *J* = 8.8 Hz, 1H), 4.68 (s, 2H), 4.23 (t, *J* = 5.6 Hz, 2H), 3.83 (m, 6H), 3.37 (m, 2H), 3.20 (m, 2H). EM (calc.): 439.2; MS (ESI) m/e (M+1H)⁺: 440.2, (M-1H)⁻: 438.4.

- 5 Cpd. 48
 ^1H NMR (400 MHz, DMSO- d_6) δ 11.09 (s, 1H), 10.74 (s, 1H), 9.31 (t, J = 5.6 Hz, 1H), 7.88 (d, J = 8.0 Hz, 1H), 7.72 (d, J = 8.6 Hz, 2H), 7.65 (d, J = 7.2 Hz, 1H), 7.62 (s, 1H), 7.42 (t, J = 8.0 Hz, 1H), 7.02 (d, J = 8.8 Hz, 2H), 4.63 (d, J = 5.2 Hz, 2H), 4.23 (t, J = 6.0 Hz, 2H), 3.70 (m, 2H), 2.78 (s, 3H), 2.770 (s, 3H). EM (calc.): 397.2; MS (ESI) m/e (M+1H) $^+$: 398.0, (M-1H) $^-$: 396.1.
- Cpd. 49
EM (calc.): 384.1; MS (ESI) m/e (M-1) $^-$: 382.9.
- Cpd. 50
EM (calc.): 400.1; MS (ESI) m/e (M-1) $^-$: 398.7.
- 15 Cpd. 51
 ^1H NMR (400 MHz, DMSO- d_6) δ 11.07 (s, 1H), 8.78 (t, J = 6.0 Hz, 1H), 7.71 (m, 3H), 7.54 (s, 1H), 7.43 (d, J = 7.2 Hz, 1H), 7.32 (d, J = 7.6 Hz, 1H), 6.99 (d, J = 8.4 Hz, 2H), 4.77 (s, 2H), 4.10 (t, J = 6.0 Hz, 2H), 3.47 (m, 2H), 3.36 (s, 3H), 2.02 (m, 2H). EM (calc.): 398.2; MS (ESI) m/e (M+1H) $^+$: 399.1, (M-1H) $^-$: 397.1.
- 20 Cpd. 52
 ^1H NMR (400 MHz, DMSO- d_6) δ 8.82 (t, J = 5.6 Hz, 1H), 7.71 (m, 3H), 7.54 (m, 2H), 7.31 (m, 3H), 7.06 (d, J = 8.0 Hz, 2H), 6.95 (m, 3H), 5.43 (s, 2H), 4.09 (t, J = 6.0 Hz, 2H), 3.47 (m, 2H), 2.02 (m, 2H). EM (calc.): 460.2; MS (ESI) m/e (M+1H) $^+$: 461.0, (M-1H) $^-$: 459.1.
- Cpd. 53
25 EM (calc.): 428.16; MS (ESI) m/e (M+1H) $^+$: 428.9, (M-1H) $^-$: 427.1.
- Cpd. 54
 ^1H NMR (DMSO- d_6): 2.11 (3H, s); 2.78 (1H, dd, 14,8 Hz); 2.86 (1H, dd, 14,5 Hz); 4.17 (1H, dd, 10,4 Hz); 4.23 (1H, dd, 10,6 Hz); 4.49 (1H, m); 7.00 (2H, d, 9 Hz); 7.32 (1H, t, 7 Hz); 7.46 (1H, td, 8,1 Hz); 7.56 (1H, s); 7.64 (1H, d, 8 Hz); 7.70 (2H, d, 9 Hz); 7.77 (1H, d, 8 Hz); 8.77 (1H, d, 8 Hz); 8.88 (1H, s). MS (M+1): 401.
- Cpd. 55
 ^1H NMR (DMSO- d_6): 3.31 (3H, s); 3.53 (1H, dd, 13,3.5 Hz); 3.66 (1H, dd, 13,8 Hz); 4.16 (1H, dd, 9,6 Hz); 4.24 (1H, dd, 9,8 Hz); 4.87 (1H, m); 7.00 (2H, d, 9 Hz); 7.33 (1H, t, 7 Hz); 7.47 (1H, t, 8 Hz); 7.57 (1H, s); 7.65 (1H, d, 8 Hz); 7.70 (2H, d, 9 Hz); 7.77 (1H, d, 8 Hz); 8.89 (1H, s); 9.0 (1H, d, 8 Hz). MS (M-1): 431.
- Cpd. 56

- 5 ^1H NMR (400 MHz, DMSO- d_6) δ : 7.92 (br s, 1H), 8.76 (t, 1H, $J = 5.9\text{Hz}$), 7.75 (m, 3H), 7.60 (d, 1H, $J = 7.6\text{Hz}$), 7.48 (t, 1H, $J = 8.0\text{Hz}$), 7.32 (t, 1H, $J = 8.0\text{Hz}$), 7.27 (m, 5H), 7.17 (m, 1H), 7.04 (m, 2H), 4.21 (t, 2H, $J = 5.9\text{Hz}$), 3.69 (m, 2H), 3.39 (m, 2H), 2.96 (t, 2H, $J = 8.3\text{Hz}$).

EM (calc.): 444; MS (ESI) m/e ($M+1\text{H}$) $^+$: 445.3, ($M-1\text{H}$) $^-$: 443.3.

Cpd. 57

- 10 ^1H NMR (400 MHz, DMSO- d_6) δ 11.07 (s, 1H), 9.38 (s, 1H), 8.90 (s, 1H), 7.94 (d, $J=8.0$ Hz, 1H), 7.57 (m, 10H), 6.97 (d, $J=8.0$ Hz, 2H), 4.80 (m, 2H), 4.20 (s, 2H), 3.70 (m, 2H), 3.31 (m, 3H), 2.66 (m, 2H). MS (ESI) m/e : ($M+1\text{H}$) $^+$: 474.4, ($M-1\text{H}$) $^-$: 472.1.

Cpd. 58

- 15 ^1H NMR (400 MHz, DMSO- d_6) δ 11.05 (s, 1H), 9.73 (m, 1H), 8.89 (s, 1H), 7.75 (d, $J=8.0$ Hz, 2H), 7.70 (t, $J=8.0$ Hz, 2H), 7.61 (d, $J=8.0\text{Hz}$, 1H), 7.43 (t, 8.0 Hz, 1H), 7.18 (m, 6H), 6.98 (d, $J=8.0$ Hz, 2H), 4.13 (t, $J=8.0$ Hz, 2H), 3.95 (m, 2H), 3.58 (m, 2H), 2.78 (m, 2H), 2.65 (m, 2H), 1.24 (s, 3H). MS (ESI) m/e : ($M+1\text{H}$) $^+$: 487.9, ($M-1\text{H}$) $^-$: 486.1.

Cpd. 59

- 20 ^1H NMR (400 MHz, DMSO- d_6) δ 11.04 (s, 1H), 8.88 (s, 1H), 8.84 (t, $J=8.0$ Hz, 1H), 7.82 (d, $J=8.0$ Hz, 1H), 7.70 (d, $J=8.0$ Hz, 2H), 7.59 (d, $J=8.0$ Hz, 1H), 7.48 (t, $J=8.0$ Hz, 1H), 7.34 (t, $J=8.0$ Hz, 1H), 7.00 (d, $J=8.0$ Hz, 2H), 4.31 (s, 2H), 4.18 (t, $J=8.0$ Hz, 2H), 3.66 (m, 2H), 3.38 (m, 2H), 2.45 (t, $J=8.0$ Hz, 2H), 1.65 (m, 2H). MS (ESI) m/e : ($M+1\text{H}$) $^+$: 445.2, ($M-1\text{H}$) $^-$: 443.1.

Cpd. 60

- 25 ^1H NMR (400 MHz, DMSO- d_6) δ 11.05 (s, 1H), 9.04 (t, $J=8.0$ Hz, 1H), 7.86 (d, $J=8.0$ Hz, 1H), 7.70 (d, $J=8.0$ Hz, 2H), 7.63 (d, $J=8.0$ Hz, 1H), 7.50 (t, $J=8.0$ Hz, 1H), 7.36 (t, $J=8.0$ Hz, 1H), 7.00 (d, $J=8.0$ Hz, 2H), 4.57 (m, 2H), 4.18 (t, $J=8.0$ Hz, 2H), 3.65 (m, 2H), 3.46 (t, $J=8.0$ Hz, 2H), 2.77 (m, 2H), 1.80 (m, 2H). MS (ESI) m/e : ($M+1\text{H}$) $^+$: 461.0, ($M-1\text{H}$) $^-$: 459.1.

Cpd. 61

- 30 ^1H NMR (400 MHz, DMSO- d_6) δ 11.04 (s, 1H), 9.05 (t, $J=8.0$ Hz, 1H), 7.87 (d, $J=8.0$ Hz, 1H), 7.70 (d, $J=8.0$ Hz, 2H), 7.64 (d, $J=8.0$ Hz, 1H), 7.51 (t, $J=8.0$ Hz, 1H), 7.38 (t, $J=8.0$ Hz, 1H), 7.00 (d, $J=8.0$ Hz, 2H), 5.11 (s, 2H), 4.19 (t, $J=8.0$ Hz, 2H), 3.68 (m, 2H), 3.44 (t, $J=8.0$ Hz, 2H), 3.13 (m, 2H), 1.83 (m, 2H). MS (ESI) m/e : ($M+1\text{H}$) $^+$: 477.0, ($M-1\text{H}$) $^-$: 475.0.

Cpd. 62

- 35 MS (ESI) m/e : ($M+1\text{H}$) $^+$: 527.6, ($M-1\text{H}$) $^-$: 525.5.

5 Cpd. 63

^1H NMR (400 MHz, DMSO- d_6) δ : 11.04 (s, 1H), 8.88 (br s, 1H), 8.73 (t, 1H, $J = 5.9\text{Hz}$), 7.75-7.69 (m, 3H), 7.57-7.42 (m, 6H), 7.28 (t, 1H, $J = 7.7\text{Hz}$), 7.00 (d, 2H, $J = 8.7\text{Hz}$), 4.17 (t, 2H, $J = 5.9\text{Hz}$), 3.65 (q, 2H, $J = 5.9\text{Hz}$), 3.40 (t, 2H, $J = 6.9\text{Hz}$), 3.04 (t, 2H, $J = 6.9\text{Hz}$). EM (calc.): 512; MS (ESI) m/e ($M+1\text{H}$) $^+$: 513.3, ($M-1\text{H}$) $^-$: 511.2.

10 Cpd. 64

^1H NMR (400 MHz, DMSO- d_6) δ : 11.04 (s, 1H), 8.87 (br s, 1H), 8.83 (t, 1H, $J = 5.9\text{Hz}$), 7.70 (m, 3H), 7.55 (d, 1H, $J = 8.3\text{Hz}$), 7.43 (t, 1H, $J = 7.4\text{Hz}$), 7.34 (t, 1H, $J = 8.0\text{Hz}$), 7.28-7.20 (m, 3H), 7.11 (d, 1H, 8.0Hz), 7.00 (d, 2H, $J = 8.6\text{Hz}$), 4.17 (t, 2H, $J = 5.9\text{Hz}$), 3.65 (q, 2H, $J = 5.9\text{Hz}$), 3.38 (t, 2H, $J = 8.3\text{Hz}$), 3.00 (t, 2H, $J = 8.3\text{Hz}$). EM (calc.): 528; MS (ESI) m/e

($M+1\text{H}$) $^+$: 529.4, ($M-1\text{H}$) $^-$: 527.5.

Cpd. 65

^1H NMR (400 MHz, DMSO- d_6) δ 11.06 (s, 1H), 10.93 (s, 1H), 9.32 (m, 2H), 9.23 (s, 1H), 8.89 (s, 1H), 7.96 (d, $J=8.0$ Hz, 1H), 7.70 (m, 3H), 7.56 (t, $J=8.0$ Hz, 1H), 7.44 (t, $J=8.0$ Hz, 1H), 7.00 (d, $J=8.0$ Hz, 2H), 4.64 (s, 2H), 4.23 (t, $J=8.0$ Hz, 2H), 3.71 (m, 4H). MS (ESI) m/e :

($M+1\text{H}$) $^+$: 443.4, ($M-1\text{H}$) $^-$: 441.4.

Cpd. 66

^1H NMR (400 MHz, DMSO- d_6) δ 11.06 (s, 1H), 9.33 (t, $J=8.0$ Hz, 1H), 8.89 (s, 1H), 8.00 (d, $J=8.0$ Hz, 1H), 7.71 (m, 3H), 7.56 (t, $J=8.0$ Hz, 1H), 7.43 (t, $J=8.0$ Hz, 3H), 7.00 (d, $J=8.0$ Hz, 2H), 4.60 (s, 2H), 4.23 (t, $J=8.0$ Hz, 2H), 3.71 (m, 2H), 3.20 (t, $J=8.0$ Hz, 2H), 2.72 (t, $J=8.0$

Hz, 2H). MS (ESI) m/e : ($M+1\text{H}$) $^+$: 442.3, ($M-1\text{H}$) $^-$: 440.1.

Cpd. 67

^1H NMR (400 MHz, DMSO- d_6) δ : 9.11 (t, 1H, $J = 6.0\text{Hz}$), 7.82 (d, 1H, $J = 7.7\text{Hz}$), 7.76 (d, 2H, $J = 8.5\text{Hz}$), 7.69 (d, 1H, $J = 8.5\text{Hz}$), 7.62 (s, 1H), 7.51 (t, 1H, $J = 8.5\text{Hz}$), 7.40-7.30 (m, 3H), 7.21 (d, 2H, $J = 8.5\text{Hz}$), 7.00-6.97 (m, 3H), 4.99 (m, 1H), 4.35 (m, 1H), 4.27 (m, 1H),

3.78 (m, 1H), 3.70 (m, 1H). EM (calc.): 446.15; MS (ESI) m/e ($M+1\text{H}$) $^+$: 447.4, ($M-1\text{H}$) $^-$: 445.3.

Cpd. 68

^1H NMR (400 MHz, DMSO- d_6) δ 11.04 (s, 1H), 8.86 (t, $J = 4.0$ Hz, 1H), 7.83 (d, $J = 8.0$ Hz, 1H), 7.70 (d, $J = 8.0$ Hz, 2H), 7.61 (d, $J = 8.0$ Hz, 1H), 7.47 (t, $J = 8.0$ Hz, 1H), 7.33 (t, $J = 4.0$ Hz, 1H), 7.00 (d, $J = 8.0$ Hz, 2H), 5.02 (s, 2H), 4.18 (t, $J = 8.0$ Hz, 2H), 3.65 (m, 2H), 3.52 (t, $J = 8.0$

5 Hz, 2H), 3.44 (t, $J=8.0$ Hz, 2H), 1.68 (m, 2H). MS (ESI) m/e : $(M+1H)^+$: 429.1, $(M-1H)^-$: 426.9.

Cpd. 69

1H NMR (400 MHz, DMSO- d_6) δ : 11.04 (s, 1H), 9.03 (t, 1H, $J = 5.9$ Hz), 7.86 (d, 1H, $J = 9.2$ Hz), 7.70 (d, 2H, $J = 8.3$ Hz), 7.63 (d, 1H, $J = 8.3$ Hz), 7.49 (t, 1H, $J = 8.8$ Hz), 7.36 (t, 1H, $J = 7.0$ Hz), 7.29 (t, 1H, $J = 8.8$ Hz), 7.18 (m, 1H), 7.07 (t, 1H, $J = 7.0$ Hz), 7.00 (d, 1H, $J = 8.3$ Hz), 6.91 (m, 1H), 5.78 (s, 2H), 4.20 (t, 2H, $J = 5.9$ Hz), 3.68 (q, 2H, $J = 5.9$ Hz).

EM (calc.): 464; MS (ESI) m/e $(M+1H)^+$: 465.1, $(M-1H)^-$: 463.1.

Cpd. 70

15 1H NMR (400 MHz, DMSO- d_6) δ : 11.04 (s, 1H), 9.04 (t, 1H, $J = 5.9$ Hz), 9.00 (br s, 1H), 7.84 (d, 1H, $J = 7.3$ Hz), 7.70 (d, 2H, $J = 9.2$ Hz), 7.63 (d, 1H, $J = 8.1$ Hz), 7.49 (t, 1H, $J = 8.6$ Hz), 7.35 (t, 1H, $J = 7.7$ Hz), 7.27 (m, 1H), 7.18 (m, 1H), 7.00 (d, 1H, $J = 9.2$ Hz), 6.95 (m, 1H), 6.87 (m, 1H), 6.74 (m, 1H), 5.71 (s, 2H), 4.21 (t, 2H, $J = 5.9$ Hz), 3.69 (q, 2H, $J = 5.9$ Hz).

EM (calc.): 464; MS (ESI) m/e $(M+1H)^+$: 465.0, $(M-1H)^-$: 463.1.

Cpd. 71

20 1H NMR (400 MHz, DMSO- d_6) δ : 11.04 (s, 1H), 9.00 (t, 1H, $J = 5.9$ Hz), 7.84 (d, 1H, $J = 8.4$ Hz), 7.70 (d, 2H, $J = 9.2$ Hz), 7.62 (d, 1H, $J = 8.8$ Hz), 7.48 (t, 1H, $J = 8.4$ Hz), 7.34 (t, 1H, $J = 7.3$ Hz), 7.10-7.00 (m, 6H), 5.67 (s, 2H), 4.20 (t, 2H, $J = 5.9$ Hz), 3.68 (q, 2H, $J = 5.9$ Hz).

EM (calc.): 464; MS (ESI) m/e $(M+1H)^+$: 464.9, $(M-1H)^-$: 463.0.

Cpd. 72

25 1H NMR (400 MHz, DMSO- d_6) δ 11.04 (s, 1H), 8.88(m, 2H), 7.86 (d, $J=8.0$ Hz, 1H), 7.70 (d, $J=8.0$ Hz, 2H), 7.61 (d, $J=8.0$ HZ, 1H), 7.47 (t, $J=8.0$ Hz, 1H), 7.33 (t, $J=4.0$ Hz, 1H), 7.00 (d, $J=8.0$ Hz, 2H), 5.05 (s, 2H), 4.19 (t, $J=8.0$ Hz, 2H), 3.65 (m, 2H), 3.59 (m, 2H), 3.47 (m, 2H), 3.23 (s, 3H). MS (ESI) m/e : $(M+1H)^+$: 428.9, $(M-1H)^-$: 426.9.

Cpd. 73

30 1H NMR (400 MHz, DMSO- d_6) δ 11.05 (s, 1H), 9.20 (t, $J=4.0$ Hz, 1H), 8.83 (d, $J=8.0$ Hz, 2H), 7.86 (d, $J=8.0$ Hz, 1H), 7.71 (d, $J=8.0$ Hz, 2H), 7.66 (d, $J=8.0$ Hz, 1H), 7.51 (t, $J=8.0$ Hz, 1H), 7.38 (t, $J=8.0$ Hz, 1H), 7.25 (d, $J=8.0$ Hz, 2H), 6.98 (d, $J=8.0$ Hz, 2H), 6.07 (s, 2H), 4.21 (t, $J=8.0$ Hz, 2H), 3.70 (m, 2H). MS (ESI) m/e : $(M+1H)^+$: 448.0, $(M-1H)^-$: 446.4.

Cpd. 74

- 5 ^1H NMR (400 MHz, DMSO- d_6) δ : 8.86 (m, 1H), 8.81 (br s, 1H), 7.80 (d, 1H, $J = 8.2\text{Hz}$), 7.63 (d, 2H, $J = 9.4\text{Hz}$), 7.57 (d, 1H, $J = 8.2\text{Hz}$), 7.44 (t, 1H, $J = 7.8\text{Hz}$), 7.32 (t, 1H, $J = 7.0\text{Hz}$), 7.12 (t, 1H, $J = 9.0\text{Hz}$), 6.91 (t, 1H, $J = 8.6\text{Hz}$), 5.64 (s, 2H), 4.06 (t, 2H, $J = 6.0\text{Hz}$), 3.54 (t, 2H, $J = 6.0\text{Hz}$). EM (calc.): 500.13; MS (ESI) m/e ($M+1\text{H}$) $^+$: 501.5, ($M-1\text{H}$) $^-$: 499.3.

Cpd. 75

- 10 ^1H NMR (400 MHz, DMSO- d_6) δ 11.04 (s, 1H), 9.14 (t, $J=4.0$ Hz, 1H), 7.89 (m, 1H), 7.70 (m, 3H), 7.61 (d, $J=8.0$ Hz, 1H), 7.46 (m, 1H), 7.40 (m, 1H), 7.29 (t, $J=4.0$ Hz, 1H), 7.02 (d, $J=8.0$ Hz, 2H), 6.43 (d, $J=8.0$ Hz, 1H), 6.23 (t, $J=4.0$ Hz, 1H), 5.62 (s, 2H), 4.23 (t, $J=4.0$ Hz, 2H), 3.72 (m, 2H). MS (ESI) m/e : ($M+1\text{H}$) $^+$: 448.2, ($M-1\text{H}$) $^-$: 446.4.

Cpd. 76

- 15 ^1H NMR (400 MHz, DMSO- d_6) δ 11.04 (s, 1H), 8.96 (t, $J=4.0$ Hz, 1H), 8.88 (s, 1H), 7.82 (d, $J=8.0$ Hz, 1H), 7.70 (d, $J=8.0$ Hz, 2H), 7.63 (d, $J=8.0$ Hz, 1H), 7.50 (t, $J=8.0$ Hz, 1H), 7.36 (t, $J=8.0$ Hz, 1H), 7.00 (d, $J=8.0$ Hz, 2H), 5.24 (s, 2H), 4.18 (m, 4H), 3.66 (m, 2H). MS (ESI) m/e : ($M+1\text{H}$) $^+$: 453.3, ($M-1\text{H}$) $^-$: 451.1.

Cpd. 77

- 20 ^1H NMR (400 MHz, DMSO- d_6) δ 11.05 (s, 1H), 9.04 (t, $J=4.0$ Hz, 1H), 8.89 (s, 1H), 8.09 (s, 1H), 7.87 (d, $J=8.0$ Hz, 1H), 7.70 (d, $J=8.0$ Hz, 2H), 7.63 (d, $J=8.0$ Hz, 1H), 7.89 (m, 1H), 7.50 (m, 3H), 7.35 (t, $J=8.0$ Hz, 1H), 7.17 (d, $J=8.0$ Hz, 2H), 7.03 (m, 3H), 5.77 (s, 2H), 4.22 (t, $J=8.0$ Hz, 2H), 3.70 (m, 2H). MS (ESI) m/e : ($M+1\text{H}$) $^+$: 513.1, ($M-1\text{H}$) $^-$: 511.1.

Cpd. 78

- 25 ^1H NMR (400 MHz, DMSO- d_6) δ : 9.05 (s, 1H), 8.97 (t, 1H, $J = 5.9\text{Hz}$), 8.81 (s, 1H), 8.08 (s, 1H), 7.80 (d, 1H, $J = 7.6\text{Hz}$), 7.66-7.62 (m, 4H), 7.56 (d, 1H, $J = 8.6\text{Hz}$), 7.42 (t, 1H, $J = 8.1\text{Hz}$), 7.28 (t, 1H, $J = 7.6\text{Hz}$), 7.15 (m, 2H), 6.94 (d, 2H, $J = 8.6\text{Hz}$), 5.70 (s, 2H), 4.15 (t, 2H, $J = 5.9\text{Hz}$), 3.64 (t, 2H, $J = 5.9\text{Hz}$). EM (calc.): 513.16; MS (ESI) m/e ($M+1\text{H}$) $^+$: 514.2, ($M-1\text{H}$) $^-$: 512.2.

30 Cpd. 79

- ^1H NMR (400 MHz, DMSO- d_6) δ 11.08 (s, 1H), 10.33 (s, 1H), 9.25 (t, $J=4.0$ Hz, 1H), 8.11 (d, $J=8.0$ Hz, 1H), 7.70 (m, 3H), 7.53 (t, $J=8.0$ Hz, 1H), 7.44 (t, $J=8.0\text{Hz}$, 1H), 6.99 (d, $J=8.0$ Hz, 2H), 4.84 (d, $J=4.0$ Hz, 2H), 4.23 (t, $J=8.0$ Hz, 2H), 3.70 (m, 2H), 3.48 (m, 2H), 3.23 (m, 2H), 2.04 (m, 2H), 1.90 (m, 2H). MS (ESI) m/e : ($M+1\text{H}$) $^+$: 424.1, ($M-1\text{H}$) $^-$: 422.3.

5 Cpd. 80

^1H NMR (400 MHz, DMSO- d_6) δ 11.06 (s, 1H), 9.87 (s, 1H), 9.29 (t, $J=4.0$ Hz, 1H), 8.03 (d, $J=8.0$ Hz, 1H), 7.71 (m, 3H), 7.57 (t, $J=8.0$ Hz, 1H), 7.45 (t, $J=8.0$ Hz, 1H), 6.99 (d, $J=8.0$ Hz, 2H), 4.77 (s, 2H), 4.23 (t, $J=8.0$ Hz, 2H), 3.70 (m, 2H), 3.48 (m, 2H), 3.04 (m, 2H), 1.73 (m, 5H), 1.38 (m, 1H). MS (ESI) m/e : (M+1H) $^+$: 438.0, (M-1H) $^-$: 436.3.

10 Cpd. 81

^1H NMR (400 MHz, DMSO- d_6) δ 11.05 (s, 1H), 9.55 (t, $J=4.0$ Hz, 1H), 8.89 (s, 1H), 7.89 (d, $J=8.0$ Hz, 1H), 7.70 (d, $J=8.0$ Hz, 2H), 7.61 (d, $J=8.0$ Hz, 1H), 7.45 (t, $J=8.0$ Hz, 1H), 7.33 (t, $J=8.0$ Hz, 1H), 6.99 (d, $J=8.0$ Hz, 2H), 4.19 (t, $J=8.0$ Hz, 2H), 3.96 (s, 2H), 3.68 (m, 2H), 2.95 (m, 2H), 2.28 (m, 1H), 2.09 (m, 2H), 1.78 (m, 2H), 1.44 (m, 2H). MS (ESI) m/e : (M+1H) $^+$:

15 506.1, (M-1H) $^-$: 504.2.

Cpd. 82

^1H NMR (400 MHz, DMSO- d_6) δ 11.07 (s, 1H), 9.18 (s, 1H), 8.04 (s, 1H), 7.70 (m, 3H), 7.53 (t, $J=8.0$ Hz, 1H), 7.39 (t, $J=8.0$ Hz, 1H), 7.00 (d, $J=8.0$ Hz, 2H), 4.21 (t, $J=8.0$ Hz, 2H), 3.70 (m, 12H), 2.76 (s, 3H). MS (ESI) m/e : (M+1H) $^+$: 453.0, (M-1H) $^-$: 451.1.

20 Cpd. 83

^1H NMR (400 MHz, DMSO- d_6) δ 11.05 (s, 1H), 8.90 (m, 2H), 7.83 (d, $J=8.0$ Hz, 1H), 7.70 (d, $J=8.0$ Hz, 2H), 7.61 (d, $J=8.0$ Hz, 1H), 7.48 (t, $J=8.0$ Hz, 1H), 7.34 (t, $J=8.0$ Hz, 1H), 7.00 (d, $J=8.0$ Hz, 2H), 5.08 (s, 2H), 4.19 (t, $J=8.0$ Hz, 2H), 3.68 (m, 4H), 2.58 (m, 2H). MS (ESI) m/e : (M+1H) $^+$: 467.0, (M-1H) $^-$: 465.1.

25 Cpd. 84

^1H NMR (400 MHz, DMSO- d_6) δ : 11.07 (s, 1H), 8.91 (m, 2H), 7.73 (d, 2H, $J=9.0$ Hz), 7.66 (s, 1H), 7.47 (d, 1H, $J=8.7$ Hz), 7.37 (t, 1H, $J=8.4$ Hz), 7.15 (d, 1H, $J=7.4$ Hz), 7.04 (d, 2H, $J=9.0$ Hz), 4.21 (t, 1H, $J=5.7$ Hz), 3.69 (t, 2H, $J=5.7$ Hz), 3.36 (s, 3H). EM (calc.): 354.12; MS (ESI) m/e (M+1H) $^+$: 354.7, (M-1H) $^-$: 353.1.

30 Cpd. 85

^1H NMR (400 MHz, DMSO- d_6) δ 11.05 (s, 1H), 8.88 (s, 1H), 8.80 (t, $J=8.0$ Hz, 1H), 7.76 (d, $J=8.0$ Hz, 1H), 7.71 (d, $J=8.0$ Hz, 2H), 7.57 (d, $J=8.0$ Hz, 1H), 7.46 (t, $J=8.0$ Hz, 1H), 7.32 (m, 3H), 7.03 (m, 4H), 4.76 (s, 2H), 4.15 (t, $J=8.0$ Hz, 2H), 3.62 (m, 2H). MS (ESI) m/e : (M+1H) $^+$: 481.1, (M-1H) $^-$: 479.0.

5 Cpd. 86

^1H NMR (400 MHz, DMSO- d_6) δ 11.05 (s, 1H), 8.88 (m, 2H), 7.71 (d, $J=8.0$ Hz, 2H), 7.55 (m, 4H), 7.46 (t, $J=8.0$ Hz, 1H), 7.28 (m, 3H), 7.00 (d, $J=8.0$ Hz, 2H), 4.77 (s, 2H), 4.15 (t, $J=8.0$ Hz, 2H), 3.60 (m, 2H). MS (ESI) m/e : (M+1H) $^+$: 497.3, (M-1H) $^-$: 495.1.

Cpd. 87

10 ^1H NMR (400 MHz, DMSO- d_6) δ 11.05 (s, 1H), 8.89 (s, 1H), 8.82 (t, $J=8.0$ Hz, 1H), 7.74 (d, $J=8.0$ Hz, 1H), 7.71 (d, $J=8.0$ Hz, 2H), 7.63 (m, 3H), 7.50 (t, $J=8.0$ Hz, 1H), 7.34 (m, 3H), 7.00 (d, $J=8.0$ Hz, 2H), 5.32 (s, 2H), 4.06 (t, $J=8.0$ Hz, 2H), 3.49 (m, 2H). MS (ESI) m/e : (M+1H) $^+$: 513.2, (M-1H) $^-$: 511.2.

Cpd. 88

15 ^1H NMR (400 MHz, DMSO- d_6) δ 11.03 (s, 1H), 8.88 (s, 1H), 8.68 (d, $J=8.0$ Hz, 1H), 7.81 (d, $J=8.0$ Hz, 1H), 7.69 (d, $J=8.0$ Hz, 2H), 7.64 (d, $J=8.0$ Hz, 1H), 7.50 (t, $J=8.0$ Hz, 1H), 7.36 (t, $J=8.0$ Hz, 1H), 6.98 (d, $J=8.0$ Hz, 2H), 5.25 (s, 2H), 4.18 (m, 5H), 1.72 (m, 2H), 0.94 (t, $J=8.0$ Hz, 3H). MS (ESI) m/e : (M+1H) $^+$: 481.2, (M-1H) $^-$: 479.2.

Cpd. 89

20 ^1H NMR (400 MHz, DMSO- d_6) δ : 11.94 (s, 1H), 11.04 (m, 1H), 9.36 (m, 1H), 8.88 (br s, 1H), 8.63 (s, 1H), 7.71 (d, 2H, $J = 8.5$ Hz), 7.22 (t, 1H, $J = 8.1$ Hz), 7.07 (dd, 1H, $J = 8.1, 1.7$ Hz), 7.02 (d, 2H, $J = 8.5$ Hz), 6.65 (dd, 1H, $J = 7.6, 1.6$ Hz), 4.21 (t, 2H, $J = 5.6$ Hz), 3.73 (2H, q, $J = 5.2$ Hz). EM (calc.): 356; MS (ESI) m/e (M+1H) $^+$: 357.2, (M-1H) $^-$: 354.9.

Cpd. 90

25 ^1H NMR (400 MHz, DMSO- d_6) δ : 11.03 (s, 1H), 8.69 (d, 1H, $J = 8.3$ Hz), 7.86 (d, 1H, $J = 2.1$ Hz), 7.69 (m, 3H), 7.54 (s, 1H), 7.47 (dd, 1H, $J = 8.5$ Hz, 2.5Hz), 6.98 (d, 2H, $J = 8.6$ Hz), 4.24 (m, 1H), 4.13 (m, 1H), 4.06 (m, 1H), 1.75 (m, 1H), 1.62 (m, 1H), 0.93 (t, 3H, $J = 7.3$ Hz). EM (calc.): 402; MS (ESI) m/e (M+1H) $^+$: 403.0, (M-1H) $^-$: 400.9.

Cpd. 91

30 ^1H NMR (400 MHz, DMSO- d_6) δ : 11.02 (s, 1H), 9.00 (t, 1H, $J = 5.8$ Hz), 7.85 (d, 1H, $J = 1.9$ Hz), 7.68 (m, 3H), 7.52 (s, 1H), 7.46 (dd, 1H, $J = 8.5$ Hz, 1.9Hz), 7.03 (d, 2H, $J = 8.5$ Hz), 4.69 (m, 1H), 3.57 (m, 1H), 3.40 (m, 1H), 1.32 (d, 3H, $J = 5.9$ Hz). EM (calc.): 388; MS (ESI) m/e (M+1H) $^+$: 389.1, (M-1H) $^-$: 387.0.

35 Cpd. 92 ^1H NMR (400 MHz, DMSO- d_6) δ : 11.05 (br s, 1H), 8.96 (t, 1H, $J = 5.6$ Hz), 8.80 (d, 1H, $J = 2.0$ Hz), 8.75 (dd, 1H, $J = 5.6, 0.8$ Hz), 8.35 (d, 1H, $J = 8.0$ Hz), 7.87 (dd, 1H, $J = 7.6,$

5 5.6 Hz), 7.71 (m, 3H), 7.61 (d, 1H, $J = 8.0$ Hz), 7.45 (t, 1H, $J = 6.8$ Hz), 7.34 (d, 1H, $J = 7.2$ Hz), 7.00 (m, 2H), 4.91 (s, 2H), 4.75 (s, 2H), 4.18 (t, 2H, $J = 5.6$ Hz), 3.66 (q, 2H, $J = 6.0$ Hz).

EM (calc.): 461; MS (ESI) m/e (M+1H)⁺: 462.2, (M-1H)⁻: 460.3.

Cpd. 93

¹H NMR (400 MHz, DMSO-d₆) δ : 11.00 (s, 1H), 8.82 (m, 1H), 8.37 (s, 1H), 7.67 (dd, 2H, $J = 6.8, 1.6$ Hz), 7.32 – 7.24 (m, 2H), 7.01 (d, 2H, $J = 9.6$ Hz), 6.90 (d, 1H, $J = 8.0$ Hz), 4.17 (t, 2H, $J = 5.2$ Hz), 3.89 (s, 3H), 3.69 (m, 2H). EM (calc.): 370; MS (ESI) m/e (M+1H)⁺: 371.2, (M-1H)⁻: 369.1.

Cpd. 94

¹H NMR (400 MHz, DMSO-d₆) δ : 11.04 (s, 1H), 8.96 (t, 1H, $J = 5.6$ Hz), 8.45 (s, 1H), 7.70 (d, 2H, $J = 8.4$ Hz), 7.37 – 7.30 (m, 2H), 7.02 (d, 2H, $J = 8.4$ Hz), 6.98 (dd, 1H, $J = 7.6, 0.8$ Hz), 4.37 (m, 2H), 4.17 (t, 2H, $J = 5.6$ Hz), 3.82 (m, 2H), 3.69 (q, 2H, $J = 6.0$ Hz), 3.34 (s, 3H).

EM (calc.): 414; MS (ESI) m/e (M+1H)⁺: 415.2, (M-1H)⁻: 413.3.

Cpd. 95

¹H NMR (400 MHz, DMSO-d₆) δ : 11.04 (br s, 1H), 8.86 (m, 1H), 8.65 (t, 1H, 5.6 Hz), 8.61 (dd, 1H, $J = 4.8, 1.6$ Hz), 8.37 (s, 1H), 8.13 (m, 1H), 7.67 (m, 2H), 7.54 (m, 1H), 7.38 – 7.31 (m, 2H), 7.07 (dd, 1H, $J = 7.6, 0.8$ Hz), 6.88 (m, 2H), 5.40 (s, 2H), 3.91 (t, 2H, $J = 6.0$ Hz), 3.40 (m, 2H). EM (calc.): 447; MS (ESI) m/e (M+1H)⁺: 448.2, (M-1H)⁻: 446.1.

Cpd. 96

¹H NMR (400 MHz, DMSO-d₆) δ : 11.57 (s, 1H), 8.65 (t, 1H, $J = 4.5$ Hz), 7.69 (d, 2H, $J = 8.5$ Hz), 7.20 (s, 1H), 7.09 – 6.98 (m, 4H), 6.48 (d, 1H, $J = 7.9$ Hz), 4.17 (m, 2H), 3.85 (s, 3H), 3.65 (m, 2H). EM (calc.): 369; MS (ESI) m/e (M+1H)⁺: 370.1, (M-1H)⁻: 368.2.

Cpd. 97

¹H NMR (400 MHz, DMSO-d₆) δ : 11.06 (s, 1H), 8.62 (d, 1H, $J = 8.7$ Hz), 7.88 (d, 1H, $J = 7.6$ Hz), 7.72 (d, 2H, $J = 8.5$ Hz), 7.65 (d, 1H, $J = 8.5$ Hz), 7.50 (t, 1H, $J = 8.5$ Hz), 7.36 (t, 1H, $J = 8.5$ Hz), 7.02 (d, 2H, $J = 8.5$ Hz), 5.08 (s, 2H), 4.29 (m, 1H), 4.18 (m, 1H), 4.10 (m, 1H), 3.62 (m, 2H), 3.51 (m, 2H), 3.26 (s, 3H), 1.77 (m, 1H), 1.67 (m, 1H), 0.97 (t, 3H, $J = 7.3$ Hz).

EM (calc.): 456; MS (ESI) m/e (M+1H)⁺: 457.1, (M-1H)⁻: 455.2.

Cpd. 98

¹H NMR (400 MHz, DMSO-d₆) δ : 11.05 (s, 1H), 8.91 (t, 1H, $J = 6.1$ Hz), 7.88 (d, 1H, $J = 7.5$ Hz), 7.72 (d, 2H, $J = 8.4$ Hz), 7.63 (d, 1H, $J = 8.4$ Hz), 7.50 (t, 1H, $J = 8.5$ Hz), 7.36 (t, 1H, $J = 8.5$ Hz).

5 = 8.5Hz), 7.07 (d, 2H, $J = 8.4\text{Hz}$), 5.07 (s, 2H), 4.74 (q, 1H, $J = 6.0\text{Hz}$), 3.60 (m, 2H), 3.50 (m, 2H), 3.45 (m, 2H), 3.26 (s, 3H), 1.32 (d, 3H, $J = 6.1\text{Hz}$). EM (calc.): 442; MS (ESI) m/e (M+1H)⁺: 443.1, (M-1H)⁻: 441.5.

Cpd. 99

¹H NMR (400 MHz, DMSO-d₆) δ: 11.09 (s, 1H), 9.54 (s, 1H), 9.40 (t, 1H, $J = 5.6\text{Hz}$), 8.04 (d, 10 1H, $J = 7.8\text{Hz}$), 7.74 (d, 2H, $J = 8.3\text{Hz}$), 7.61 (t, 1H, $J = 7.3\text{Hz}$), 7.49 (t, 1H, $J = 7.3\text{Hz}$), 7.03 (d, 2H, $J = 8.5\text{Hz}$), 4.82 (s, 2H), 4.26 (t, 2H, $J = 5.6\text{Hz}$), 3.75 (q, 2H, $J = 5.6\text{Hz}$), 3.50 (m, 2H), 3.25 (m, 4H), 1.32 (t, 6H, $J = 7.4\text{Hz}$). EM (calc.): 425; MS (ESI) m/e (M+1H)⁺: 426.1, (M-1H)⁻: 424.2.

Cpd. 109

15 ¹H NMR (DMSO-d₆): 1.95 (2H, m); 2.05 (3H, s); 2.48-2.62 (2H, m); 4.08 (1H, dd, 11,6 Hz); 4.16 (1H, dd, 11,7 Hz); 4.45 (1H, m); 6.99 (2H, d, 9 Hz); 7.32 (1H, t, 7 Hz); 7.45 (1H, td, 8,1 Hz); 7.55 (1H, d, 1 Hz); 7.64 (1H, d, 8 Hz); 7.69 (2H, d, 9 Hz); 7.76 (1H, d, 8 Hz); 8.7 (1H, d, 8 Hz); 8.87 (1H, s). MS (M+1): 415.

Cpd. 110

20 ¹H NMR (DMSO-d₆): 2.03-2.21 (2H, m); 2.99 (1H, s, 3H); 3.22 (2H, t, 7 Hz); 4.12 (1H, dd, 11,6 Hz); 4.19 (1H, dd, 11,7 Hz); 4.46 (1H, m); 7.00 (2H, d, 9 Hz); 7.33 (1H, t, 7 Hz); 7.46 (1H, td, 8,1 Hz); 7.57 (1H, d, 1 Hz); 7.64 (1H, d, 8 Hz); 7.70 (2H, d, 9 Hz); 7.77 (1H, d, 8 Hz); 8.79 (1H, d, 8 Hz); 8.88 (1H, s). MS (M+1): 447.

25 Table 4:

Cpd. 1

EM (calc.): 381.13; MS (ESI) m/e (M+1H)⁺: 382.3, (M-1H)⁻: 380.2.

Cpd. 2

EM (calc.): 395.15; MS (ESI) m/e (M+1H)⁺: 396.1, (M-1H)⁻: 394.2.

30 Cpd. 3

EM (calc.): 331.08; MS (ESI) m/e (M+1H)⁺: 331.7, (M-1H)⁻: 330.1.

Cpd. 4

EM (calc.): 317.10; MS (ESI) m/e (M+1H)⁺: 318.10, (M-1H)⁻: 315.9.

Cpd. 5

35 EM (calc.): 425.2; MS (ESI) m/e (M+1)⁺: 426.1, (M-1)⁻: 424.1.

5 Cpd. 6

EM (calc.): 381.1; MS (ESI) m/e (M+1)⁺: 382.0, (M-1)⁻: 380.1.

Cpd. 7

EM (calc.): 381.1; MS (ESI) m/e (M+1)⁺: 382.0, (M-1)⁻: 380.2.

Cpd. 8

10 EM (calc.): 341.1; MS (ESI) m/e (M+1)⁺: 341.9, (M-1)⁻: 340.1.

Cpd. 9

EM (calc.): 381.1; MS (ESI) m/e (M+1)⁺: 381.8, (M-1)⁻: 380.0.

Cpd. 10

EM (calc.): 411.1; MS (ESI) m/e (M+1)⁺: 412.0, (M-1)⁻: 410.3.

15 Cpd. 11

EM (calc.): 395.2; MS (ESI) m/e (M+1)⁺: 396.0, (M-1)⁻: 394.2.

Cpd. 12

EM (calc.): 388.1; MS (ESI) m/e (M+1)⁺: 389.1, (M-1)⁻: 387.0.

Cpd. 13

20 EM (calc.): 355.12; MS (ESI) m/e (M+1)⁺: 355.9, (M-1)⁻: 354.1.

Cpd. 14

EM (calc.): 355.1; MS (ESI) m/e (M+1)⁺: 355.9, (M-1)⁻: 353.8.

Cpd. 15

EM (calc.): 409.2; MS (ESI) m/e (M+1)⁺: 410.2, (M-1)⁻: 408.3.

25 Cpd. 16

EM (calc.): 341.1; MS (ESI) m/e (M+1)⁺: 341.8, (M-1)⁻: 340.2.

Cpd. 17

¹H NMR (400 MHz, DMSO-d₆) δ 11.64 (s, 1H), 8.66 (d, *J* = 8.0 Hz, 1H), 7.76 (d, *J* = 8.0 Hz, 1H), 7.64 (d, *J* = 8.0 Hz, 1H), 7.55 (s, 1H), 7.46 (t, *J* = 8.4 Hz, 1H), 7.32 (t, *J* = 8.0 Hz, 1H), 6.72 (s, 1H), 4.30 (m, 3H), 1.67 (m, 2H), 0.92 (t, *J* = 7.2 Hz, 3H). EM (calc.): 359.1; MS (ESI) m/e: (M+1H)⁺: 359.8, (M-1H)⁻: 358.1.

30 Cpd. 18

¹H NMR (400 MHz, DMSO-d₆) δ 11.64 (s, 1H), 9.48 (s, 1H), 8.47 (d, *J* = 8.0 Hz, 1H), 8.09 (m, 1H), 7.82 (m, 2H), 7.71 (m, 2H), 7.55 (t, *J* = 8.0 Hz, 1H), 7.49 (m, 2H), 7.39 (m, 1H), 4.30 (m,

5 3H), 1.69 (m, 2H), 0.94 (t, $J=7.2$ Hz, 3H). EM (calc.): 395.2; MS (ESI) m/e: (M+1H)⁺: 395.8, (M-1H)⁻: 394.0.

Cpd. 19

¹H NMR (400 MHz, DMSO-d₆) δ 11.63 (s, 1H), 8.93 (t, $J=5.6$ Hz, 1H), 7.75 (d, $J=7.6$ Hz, 1H), 7.63 (d, $J=7.6$ Hz, 1H), 7.54 (s, 1H), 7.45 (t, $J=7.6$ Hz, 1H), 7.32 (t, $J=7.6$ Hz, 1H), 6.72
10 (s, 1H), 4.90 (m, 1H), 3.56 (m, 2H), 0.35 (d, $J=7.2$ Hz, 3H).
EM (calc.): 345.1; MS (ESI) m/e: (M+1H)⁺: 345.8, (M-1H)⁻: 344.0.

Cpd. 20

¹H NMR (400 MHz, DMSO-d₆) δ 11.64 (s, 1H), 9.480 (s, 1H), 8.83 (t, $J=5.6$ Hz, 1H), 7.07
15 (m, 1H), 7.80 (d, $J=7.6$ Hz, 1H), 7.70 (d, $J=7.6$ Hz, 1H), 7.53 (t, $J=7.6$ Hz, 1H), 7.48 (m,
2H), 7.39 (m, 1H), 6.72 (s, 1H), 4.91 (m, 1H), 3.58 (m, 2H), 1.36 (d, $J=7.0$ Hz, 3H).
EM (calc.): 381.1; MS (ESI) m/e: (M+1H)⁺: 382.0, (M-1H)⁻: 380.0.

Cpd. 21

EM (calc.): 367.1; MS (ESI) m/e (M+1)⁺: 367.8, (M-1)⁻: 366.2.

Cpd. 22

20 EM (calc.): 367.12; MS (ESI) m/e (M+1H)⁺: 368.0, (M-1H)⁻: 366.1.

Cpd. 23

EM (calc.): 374.0; MS (ESI) m/e (M+1)⁺: 374.7, (M-1)⁻: 372.9.

Cpd. 24

EM (calc.): 395.2; MS (ESI) m/e (M+1)⁺: 396.1. (M-1)⁻: 394.1

25 Cpd. 25

EM (calc.): 367.1; MS (ESI) m/e (M+1)⁺: 368.1, (M-1)⁻: 366.2.

Cpd. 26

EM (calc.): 381.1; MS (ESI) m/e (M+1)⁺: 382.0, (M-1)⁻: 380.1.

Cpd. 27

30 ¹H NMR (400 MHz, DMSO-d₆) δ 11.62 (s, 1H), 9.45 (s, 1H), 8.54 (d, $J=7.6$ Hz, 1H), 8.43 (s,
1H), 7.97 (m, 4H), 7.60 (m, 2H), 6.73 (s, 1H), 4.33 (m, 3H), 1.70 (m, 2H), 0.96 (t, $J=7.6$ Hz,
3H). EM (calc.): 369.1; MS (ESI) m/e: (M+1H)⁺: 369.9, (M-1H)⁻: 368.0.

5 Cpd. 28

¹H NMR (400 MHz, DMSO-d₆) δ 11.66 (s, 1H), 9.50 (s, 1H), 8.53 (d, *J* = 7.6 Hz, 1H), 8.11 (m, 1H), 7.96 (m, 2H), 7.55 (m, 4H), 6.78 (s, 1H), 4.33 (m, 3H), 1.68 (m, 2H), 1.01 (t, *J* = 7.2 Hz, 3H). EM (calc.): 369.1; MS (ESI) *m/e*: (M+1H)⁺: 370.0, (M-1H)⁻: 368.2.

Cpd. 29

10 ¹H NMR (400 MHz, DMSO-d₆) δ 11.64 (s, 1H), 8.86 (t, *J* = 5.6 Hz, 1H), 8.40 (s, 1H), 7.90 (m, 4H), 7.59 (m, 2H), 6.73 (s, 1H), 4.94 (m, 1H), 3.60 (m, 2H), 1.38 (d, *J* = 6.0 Hz, 3H). EM (calc.): 355.1; MS (ESI) *m/e*: (M+1H)⁺: 355.9, (M-1H)⁻: 353.9.

Cpd. 30

15 ¹H NMR (400 MHz, DMSO-d₆) δ 11.66 (s, 1H), 8.78 (t, *J* = 5.6 Hz, 1H), 8.09 (d, *J* = 7.6 Hz, 1H), 7.96 (m, 2H), 7.50 (m, 4H), 6.74 (s, 1H), 4.97 (m, 1H), 3.61 (m, 2H), 1.41 (d, *J* = 6.4 Hz, 3H). EM (calc.): 355.1; MS (ESI) *m/e*: (M+1H)⁺: 356.1, (M-1H)⁻: 353.9.

Cpd. 31

EM (calc.): 345.1; MS (ESI) *m/e*: (M+1)⁺: 345.8, (M-1)⁻: 344.0.

Cpd. 32

20 EM (calc.): 331.1; MS (ESI) *m/e*: (M+1)⁺: 331.9, (M-1)⁻: 330.2.

Cpd. 33

EM (calc.): 437.12; MS (ESI) *m/e*: (M+1H)⁺: 438.0, (M-1H)⁻: 436.2.

Example 4

25 Synthesis of acetyl-Gly-Ala-(*N*-acetyl-Lys)-AMC

tert-Boc (*N*-Acetyl-Lys)-AMC (445 mg, 1 mmol, purchased from Bachem) was dissolved in 4 M HCL in dioxane to provide *H*-(*N*-acetyl-Lys)-AMC as a white solid. To a solution of *H*-(*N*-acetyl-Lys)-AMC in DMF (5 ml) was added Ac-Gly-Ala-OH (188 mg, 1 mmol) using PyBOP (520 mg, 1 mmol), HOBT (135 mg, 1 mmol), and NMM (0.296 ml, 2 mmol). The reaction mixture was stirred for 1 h and monitored by MS/LC for the presence of *H*-(*N*-acetyl-Lys)-AMC. Additional amounts of PyBOP (260 mg, 0.5 mmol), HOBT (70 mg, 0.5 mmol), and NMM (0.146 ml, 1 mmol) was added and the stirring was continued for additional 4 h after which the product was isolated in quantitative yield.

30

5

Biological Examples

Example 1

Inhibition of HDAC *in Vitro*

The HDAC inhibitory activity of the compounds of this invention *in vitro* was determined as follows.

10 Measurements were performed in a reaction volume of 100 μ L using 96-well assay plates. HDAC-1 (200 pM final concentration) in reaction buffer (50 mM HEPES, 100 mM KCl, 0.001% Tween-20, 5% DMSO, pH 7.4) was mixed with inhibitor at various concentrations and allowed to incubate for 30 minutes, after which trypsin and acetyl-Gly-Ala-
15 (*N*-acetyl-Lys)-AMC were added to final concentrations of 50 nM and 25 μ M, respectively, to initiate the reaction. Negative control reactions were performed in the absence of inhibitor in replicates of eight.

 The reactions were monitored in a fluorescence plate reader. After a 30 minute lag time, the fluorescence was measured over a 30 minute time frame using an excitation wavelength of 355 nm and a detection wavelength of 460 nm. The increase in fluorescence
20 with time was used as the measure of the reaction rate. Inhibition constants were obtained using the program BatchKi (Kuzmic et al. *Anal. Biochem.* 2000, 286, 45-50). Most of the compounds of this invention had a K_i of < 40 nm.

Example 2

25

Cell proliferation assay *in Vitro*

The ability of the compounds of Formula (I) to inhibit growth of tumor cells *in vitro* was determined as follows.

 Stock cultures of the HCT116 colon carcinoma cell line were maintained in RPMI medium 1640 containing 10%(v/v) fetal bovine serum, 2 mM L-glutamine, 1 mM sodium
30 pyruvate, 50 units/ml penicillin, and 50 μ g/ml streptomycin at 37 °C in 5% CO₂ humidified atmosphere. Cells were cultured in 75-cm² culture flasks and subcultures were established every 3 to 4 days so as not to allow the cells to exceed 90% confluence.

 HCT116 cells were harvested for proliferation assays by trypsinization (0.05% trypsin/0.53 mM EDTA), washed twice in culture medium, re-suspended in appropriate
35 volume of medium, and then counted using a hemacytometer. Cells were seeded in wells of flat-bottom 96-well plates at a density of 5,000 cell/well in 100 μ l. Cells were allowed to attach for 1.5 to 2 hours at 37 °C.

5 Compounds were diluted from 10 mM stock solutions in DMSO. Serial 3-fold dilutions were performed in medium containing 0.6% DMSO in wells (in triplicate) of a 96-well U-bottom plates starting with a 60 μ M solution. After dilutions were completed, 100 μ l of each compound dilution (in triplicate) was transferred to designated triplicate wells of the 96-well plate containing cells in 100 μ l of medium. Final concentrations of the dose-response for
10 compounds in assay plates ranged from 0.12 to 30 μ M. Control wells (cells with no treatment) received 100 μ l of 0.6% DMSO in culture medium. Wells containing medium with no cells served as the background wells. Cells were cultured with the compounds for 48 and 72 hours at 37 °C in a humidified CO₂ incubator.

 Cell proliferation was assessed by measuring fluorescence after the addition of the
15 fluorogenic redox indicator, Alamar Blue™ (BioSource International). Ten μ l of Alamar Blue™ was added to each well of the 96-well plate(s) 3 to 4 hours prior to the end of the incubation period. Assay plates were read in a fluorescence plate reader (excitation, 530 nm; emission, 620 nm). G_{I50} values (concentration at which the growth of the tumor cells was inhibited by 50%) for compounds were determined by plotting the percent control fluorescence
20 against the logarithm of the compound concentration. The compounds of this invention inhibited the growth of the tumor cells.

Pharmaceutical Composition Examples

25 The following are representative pharmaceutical formulations containing a compound of Formula (I)

Tablet Formulation

30 The following ingredients are mixed intimately and pressed into single scored tablets.

Ingredient	Quantity per tablet, mg
compound of this invention	400
cornstarch	50
35 croscarmellose sodium	25
lactose	120
magnesium stearate	5

Capsule Formulation

40 The following ingredients are mixed intimately and loaded into a hard-shell gelatin capsule.

Ingredient	Quantity per capsule, mg
compound of this invention	200
45 lactose, spray-dried	148
magnesium stearate	2

5

Suspension Formulation

The following ingredients are mixed to form a suspension for oral administration.

	Ingredient	Amount
	compound of this invention	1.0 g
10	fumaric acid	0.5 g
	sodium chloride	2.0 g
	methyl paraben	0.15 g
	propyl paraben	0.05 g
	granulated sugar	25.5 g
15	sorbitol (70% solution)	12.85 g
	Veegum K (Vanderbilt Co.)	1.0 g
	flavoring	0.035 ml
	colorings	0.5 mg
	distilled water	q.s. to 100 ml

20

Injectable Formulation

The following ingredients are mixed to form an injectable formulation.

	Ingredient	Amount
25	compound of this invention	1.2 g
	lactate buffer solution, 0.1M	10.0 ml
	HCl (1 N) or NaOH (1 N)	q.s. to suitable pH
	saline (optional)	q.s. to suitable osmolarity
	water (distilled, sterile)	q.s. to 20 ml

30

Compound (1.2 g) is combined with 0.1 M lactate buffer (10 ml) and gently mixed. Sonication can be applied for several minutes if necessary to achieve a solution. Appropriate amount of acid or base is added q.s. to suitable pH (preferable pH 4). A sufficient amount of water is then added q.s. to 20 ml.

35

Suppository Formulation

A suppository of total weight 2.5 g is prepared by mixing the compound of the invention with Witepsol™ H-15 (triglycerides of saturated vegetable fatty acid; Riches-Nelson, Inc., New York), and has the following composition:

40	compound of the invention	500 mg
	Witepsol™ H-15	balance

45

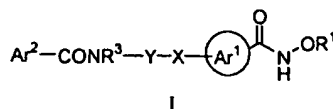
The foregoing invention has been described in some detail by way of illustration and example, for purposes of clarity and understanding. It will be obvious to one of skill in the art that changes and modifications may be practiced within the scope of the appended claims. Therefore, it is to be understood that the above description is intended to be illustrative and not restrictive. The scope of the invention should, therefore, be determined not with reference to

5 the above description, but should instead be determined with reference to the following
appended claims, along with the full scope of equivalents to which such claims are entitled.
All patents, patent applications and publications cited in this application are hereby
incorporated by reference in their entirety for all purposes to the same extent as if each
individual patent, patent application or publication were so individually denoted.

10

5 WE CLAIM:

1. A compound of Formula (I):



wherein:

- 10 R¹ is hydrogen or alkyl;
- X is -O-, -NR²-, or -S(O)_n- where n is 0-2 and R² is hydrogen or alkyl;
- Y is alkylene optionally substituted with cycloalkyl, optionally substituted phenyl, alkylthio, alkylsulfinyl, alkylsulfonyl, optionally substituted phenylalkylthio, optionally substituted phenylalkylsulfonyl, hydroxyl, or optionally substituted phenoxy;
- 15 Ar¹ is phenylene or heteroarylene wherein said Ar¹ is optionally substituted with one or two groups independently selected from alkyl, halo, hydroxyl, alkoxy, haloalkoxy, or haloalkyl;
- R³ is hydrogen, alkyl, hydroxyalkyl, or optionally substituted phenyl; and
- Ar² is aryl, aralkyl, aralkenyl, heteroaryl, heteroaralkyl, heteroaralkenyl, cycloalkyl, cycloalkylalkyl, heterocycloalkyl, or heterocycloalkylalkyl; or
- 20 a pharmaceutically acceptable salt thereof.
2. The compound of Claim 1 wherein X is -O- and R¹ and R³ are hydrogen.
3. The compound of Claim 1 wherein X is -S(O)_n- and R¹ and R³ are hydrogen.
4. The compound of Claim 2 or 3 wherein Y is alkylene.
5. The compound of Claim 2 or 3 wherein Y is alkylene substituted with cycloalkyl,
- 25 optionally substituted phenyl, alkylthio, alkylsulfinyl, alkylsulfonyl, optionally substituted phenylalkylthio, optionally substituted phenylalkylsulfonyl, hydroxyl, or optionally substituted phenoxy.
6. The compound of Claim 1 wherein Ar¹ is phenylene, X is -O-, R¹ and R³ are hydrogen, and -CONHOR¹ and X groups are at the 1 and 4 position of the phenylene ring.
- 30 7. The compound of anyone of the Claims 2-5 wherein Ar¹ is heteroarylene.
8. The compound of anyone of the Claims 2-5 wherein Ar¹ is phenylene.
9. The compound of any of the Claims 2-8 wherein Ar² is aryl or aralkenyl.
10. The compound of any one of the Claims 2-5, 7 and 8 wherein Ar² is heteroaryl.
11. The compound of Claim 6 wherein Ar² is heteroaryl.
- 35 12. The compound of Claim 1 wherein Ar² is heteroaryl optionally substituted with one or two substituents independently selected from alkyl, halo, haloalkyl, alkoxy, alkoxyalkyl, hydroxyalkoxy, hydroxyalkoxyalkyl, alkoxyalkoxy, alkoxyalkoxyalkyl, aminoalkyl,

5 aminoalkoxy, haloalkoxy, haloalkoxyalkyl, optionally substituted phenylalkyl, optionally substituted phenyloxyalkyl, optionally substituted heteroaryl, optionally substituted heteroaralkyloxy, optionally substituted heteroaryloxyalkyl, optionally substituted heterocycloalkylalkyl, optionally substituted heterocycloalkyloxy, optionally substituted heterocycloalkylalkyloxy, -alkylene-S(O)_nR^a (where n is 0 to 2 and R^a is hydroxyalkyl or
10 optionally substituted phenyl), -alkylene-NR^c-alkyleneCONR^cR^d (where R^c is hydroxyl and R^d and R^e are independently hydrogen or alkyl), or carboxyalkylaminoalkyl.

13. The compound of Claim 10 wherein Ar² is heteroaryl optionally substituted with one or two substituents independently selected from alkyl, halo, haloalkyl, alkoxy, alkoxyalkyl, hydroxyalkoxy, hydroxyalkoxyalkyl, alkoxyalkyloxy, alkoxyalkyloxyalkyl, aminoalkyl,
15 aminoalkoxy, haloalkoxy, haloalkoxyalkyl, optionally substituted phenylalkyl, optionally substituted phenyloxyalkyl, optionally substituted heteroaryl, optionally substituted heteroaralkyloxy, optionally substituted heteroaryloxyalkyl, optionally substituted heterocycloalkylalkyl, optionally substituted heterocycloalkyloxy, optionally substituted heterocycloalkylalkyloxy, -alkylene-S(O)_nR^a (where n is 0 to 2 and R^a is hydroxyalkyl or
20 optionally substituted phenyl), -alkylene-NR^c-alkyleneCONR^cR^d (where R^c is hydroxyl and R^d and R^e are independently hydrogen or alkyl), or carboxyalkylaminoalkyl.

14. The compound Claim 10 wherein Ar² is benzofuran-2-yl and is monosubstituted at the 3-position of the benzofuran-2-yl ring wherein the substituent is *N,N*-dimethylaminomethyl, *N,N*-diethylaminomethyl, 2-fluorophenoxyethyl, 3-fluorophenoxyethyl, 4-fluorophenoxy-
25 methyl, hydroxyl-4-yloxyethyl, 2,4,6-trifluorophenoxy-methyl, 2-oxopyridin-1-ylmethyl, 2,2,2-trifluoroethoxy-methyl, 4-imidazol-1-ylphenoxy-methyl, 4-[1,2,4-triazin-1-yl-phenoxymethyl, 2-phenylethyl, 3-hydroxypropyloxyethyl, 2-methoxyethyloxyethyl, pyrrolidin-1-ylmethyl, piperidin-1-ylmethyl, 4-trifluoromethylpiperidin-1-ylmethyl, 4-methylpiperazin-1-ylmethyl, 3,3,3-trifluoropropyloxyethyl, 4-fluorophenylthiomethyl, 4-
30 fluorophenylsulfinylmethyl, 4-fluorophenylsulfonylmethyl, 2-(3-trifluoromethoxyphenylethyl), *N*-methyl-*N*-benzylaminomethyl, *N*-methyl-*N*-2-phenylethylaminomethyl, 3-hydroxypropylthiomethyl, 3-hydroxypropylsulfinyl-methyl, 3-hydroxypropylsulfonylmethyl, *N*-methyl-*N*-2-indol-3-ylethylaminomethyl, 2-(4-trifluoromethylphenyl)ethyl, *N*-hydroxyaminocarbonyl-methylaminomethyl, or 2-carboxyethylaminomethyl.

35 15. The compound of Claim 11 wherein Ar² is heteroaryl optionally substituted with one or two substituents independently selected from alkyl, halo, haloalkyl, alkoxy, alkoxyalkyl, hydroxyalkoxy, hydroxyalkoxyalkyl, alkoxyalkyloxy, alkoxyalkyloxyalkyl, aminoalkyl, aminoalkoxy, haloalkoxy, haloalkoxyalkyl, optionally substituted phenylalkyl, optionally

5 substituted phenyloxyalkyl, optionally substituted heteroaryl, optionally substituted heteroalkyloxy, optionally substituted heteroaryloxyalkyl, optionally substituted heterocycloalkylalkyl, optionally substituted heterocycloalkyloxy, optionally substituted heterocycloalkylalkyloxy, -alkylene-S(O)_nR^a (where n is 0 to 2 and R^a is hydroxyalkyl or optionally substituted phenyl), -alkylene-NR^c-alkyleneCONR^cR^d (where R^c is hydroxyl and R^d and R^c are independently hydrogen or alkyl), or carboxyalkylaminoalkyl.

10 16. The compound Claim 11 wherein Ar² is benzofuran-2-yl and is monosubstituted at the 3-position of the benzofuran-2-yl ring wherein the substituent is *N,N*-dimethylaminomethyl, *N,N*-diethylaminomethyl, 2-fluorophenoxymethyl, 3-fluorophenoxymethyl, 4-fluorophenoxymethyl, hydroxyl-4-yloxymethyl, 2,4,6-trifluorophenoxy-methyl, 2-oxopyridin-1-ylmethyl, 15 2,2,2-trifluoroethoxy-methyl, 4-imidazol-1-ylphenoxy-methyl, 4-[1,2,4-triazin-1-yl]-phoxymethyl, 2-phenylethyl, 3-hydroxypropyloxymethyl, 2-methoxyethyloxymethyl, pyrrolidin-1-ylmethyl, piperidin-1-ylmethyl, 4-trifluoromethylpiperidin-1-ylmethyl, 4-methylpiperazin-1-ylmethyl, 3,3,3-trifluoropropyloxymethyl, 4-fluorophenylthiomethyl, 4-fluorophenylsulfynylmethyl, 4-fluorophenylsulfonylmethyl, 2-(3-trifluoromethoxyphenylethyl), 20 *N*-methyl-*N*-benzylaminomethyl, *N*-methyl-*N*-2-phenylethylaminomethyl, 3-hydroxypropylthiomethyl, 3-hydroxypropylsulfynyl-methyl, 3-hydroxypropylsulfonylmethyl, *N*-methyl-*N*-2-indol-3-ylethylaminomethyl, 2-(4-trifluoromethylphenyl)ethyl, *N*-hydroxyaminocarbonylmethylaminomethyl, or 2-carboxyethylaminomethyl.

25 17. The compound of Claim 11 wherein Ar² is benzofuran-2-yl and is monosubstituted at the 5-position of the benzofuran-2-yl ring.

18. The compound of Claim 11 wherein Ar² is benzofuran-2-yl and is monosubstituted at the 5-position of the benzofuran-2-yl ring wherein the substituent is cyclopropylpiperidin-4-yloxy, piperidin-4-yloxy, tetrahydropyran-4-yloxy, 2,2,2-trifluoroethoxy, 2-pyrrolidin-1-ylethyloxy, or 1-(2,2,2-trifluoroethyl)piperidin-4-yloxy.

30 19. The compound of any one of the Claims 15-18 wherein Y is ethylene.

20. The compound of any one of the Claims 2-8 wherein Ar² is aralkenyl.

21. The compound of Claim 1 wherein X is -O-, R¹ and R³ are hydrogen, Ar¹ is phenylene, Ar² is aralkenyl, Y is branched alkylene, and the -CONHOH and X are at the 1 and 4 position of the phenylene ring.

35 22. The compound of Claim 21 wherein Ar² is *trans* phenylCH=CH- wherein the phenyl is optionally substituted with one or two substituents independently selected from alkyl, alkoxy, methylenedioxy, or hydroxyl.

23. A compound selected from the group consisting of:

- 5 *N*-hydroxy-4-(2-benzenecarbonylamino-ethoxy)benzamide;
N-hydroxy-4-(2-*trans*-cinnamoylaminoethoxy)benzamide;
N-hydroxy-4-(2-*trans*-2-phenylcyclopropylcarbonylaminoethoxy)benzamide;
N-hydroxy-4-(2-*trans*-4-methoxycinnamoylaminoethoxy)benzamide;
N-hydroxy-4-[2-(2-phenylethylcarbonylamino)ethoxy]benzamide;
- 10 *N*-hydroxy-4-[2-(1*H*-indol-3-ylmethylcarbonylamino)ethoxy]benzamide;
N-hydroxy-4-(2-thiophen-2-ylcarbonylaminoethoxy)benzamide;
N-hydroxy-4-(2-pyridin-3-ylcarbonylaminoethoxy)benzamide;
N-hydroxy-4-(2-biphen-4-ylcarbonylaminoethoxy)benzamide;
N-hydroxy-4-(2-biphen-3-ylcarbonylaminoethoxy)benzamide;
- 15 *N*-hydroxy-4-[2-(5-phenylthiophen-2-ylcarbonylamino)ethoxy]benzamide;
N-hydroxy-4-[2-(thiophen-2-ylmethylcarbonylamino)ethoxy]benzamide;
N-hydroxy-4-[2-(naph-2-ylcarbonylamino)ethoxy]benzamide;
N-hydroxy-4-[2-(quinolin-6-ylcarbonylamino)ethoxy]benzamide;
N-hydroxy-4-[2-(4-phenylthiazol-2-ylcarbonylamino)ethoxy]benzamide;
- 20 *N*-hydroxy-4-[2-(4-*tert*-butylphenylcarbonylamino)ethoxy]benzamide;
N-hydroxy-4-[2-(*trans*-3-pyridin-3-ylacryloylamino)ethoxy]benzamide;
N-hydroxy-4-[2-(4-pyrrol-1-ylphenylcarbonylamino)ethoxy]benzamide;
N-hydroxy-4-[2-(4-cyclohexene-3-oxyphenylcarbonylamino)ethoxy]benzamide;
N-hydroxy-4-[2-(benzthiazol-2-ylcarbonylamino)ethoxy]benzamide;
- 25 *N*-hydroxy-4-[2-(benzoxazol-2-ylcarbonylamino)ethoxy]benzamide;
N-hydroxy-4-[2-(octahydroisoquinolin-2-ylmethylcarbonylamino)ethoxy]benzamide;
N-hydroxy-4-[2-(4-pyridin-4-ylpiperazin-1-ylmethylcarbonylamino)ethoxy]benzamide;
N-hydroxy-4-[2-(furan-2-ylcarbonylamino)ethoxy]benzamide;
N-hydroxy-4-[2-(4-pyridin-3-ylphenylcarbonylamino)ethoxy]benzamide;
- 30 *N*-hydroxy-4-[2-(4-pyridin-2-ylphenylcarbonylamino)ethoxy]benzamide;
N-hydroxy-4-[2-(benzimidazol-2-ylcarbonylamino)ethoxy]benzamide;
N-hydroxy-4-[2-(1*H*-pyrrol-2-ylcarbonylamino)ethoxy]benzamide;
N-hydroxy-4-[2-(4-benzoylamino)phenylcarbonylamino)ethoxy]benzamide;
N-hydroxy-4-[2-(4-pyridin-4-ylthiazol-2-ylcarbonylamino)ethoxy]benzamide;
- 35 *N*-hydroxy-4-[2-(adamantan-1-ylcarbonylamino)ethoxy]benzamide;
N-hydroxy-4-[2-(2,4-difluorophenylcarbonylamino)ethoxy]benzamide;
N-hydroxy-4-[2-(3-*trans*-3,4-methylenedioxyphenylacryloylamino)ethoxy]-benzamide;
N-hydroxy-4-[2-(3,4-methylenedioxyphenylcarbonylamino)ethoxy]benzamide;

- 5 *N*-hydroxy-4-[2-(3,4-dimethoxyphenylcarbonylamino)ethoxy]benzamide;
N-hydroxy-4-[2-(3,5-dimethoxyphenylcarbonylamino)ethoxy]benzamide;
N-hydroxy-4-[2-(3,4-difluorophenylcarbonylamino)ethoxy]benzamide;
N-hydroxy-4-[2-(2,5-dimethylphenylcarbonylamino)ethoxy]benzamide;
N-hydroxy-4-[2-(2,3-dichlorophenylcarbonylamino)ethoxy]benzamide;
- 10 *N*-hydroxy-4-[2-(2,3-dimethylphenylcarbonylamino)ethoxy]benzamide;
N-hydroxy-4-[2-(4-chloro-2-methoxyphenylcarbonylamino)ethoxy]benzamide;
N-hydroxy-4-[2-(3-ethoxyphenylcarbonylamino)ethoxy]benzamide;
N-hydroxy-4-[2-(4-methoxy-2-methylphenylcarbonylamino)ethoxy]benzamide;
N-hydroxy-4-[2-(3-fluoro-4-methoxyphenylcarbonylamino)ethoxy]benzamide;
- 15 *N*-hydroxy-4-[2-(2-thiophen-2-ylmethoxyphenylcarbonylamino)ethoxy]benzamide;
N-hydroxy-4-[2-(3-thiophen-2-ylmethoxyphenylcarbonylamino)ethoxy]benzamide;
N-hydroxy-4-[2-(biphen-2-ylcarbonylamino)ethoxy]benzamide;
N-hydroxy-4-[2-(1*H*-indol-5-ylcarbonylamino)ethoxy]benzamide;
N-hydroxy-4-[2-(1*H*-indol-3-ylcarbonylamino)ethoxy]benzamide;
- 20 *N*-hydroxy-4-[2-(quinolin-3-ylcarbonylamino)ethoxy]benzamide;
N-hydroxy-4-[2-(quinolin-8-ylcarbonylamino)ethoxy]benzamide;
N-hydroxy-4-[2-(1*H*-indazol-3-ylcarbonylamino)ethoxy]benzamide;
N-hydroxy-4-[2-(1*H*-benzotriazol-5-ylcarbonylamino)ethoxy]benzamide;
N-hydroxy-4-[2-(isoquinolin-1-ylcarbonylamino)ethoxy]benzamide;
- 25 *N*-hydroxy-4-[2-(isoquinolin-3-ylcarbonylamino)ethoxy]benzamide;
N-hydroxy-4-[2-(quinoxalin-2-ylcarbonylamino)ethoxy]benzamide;
N-hydroxy-4-[2-(naphth-1-ylcarbonylamino)ethoxy]benzamide;
N-hydroxy-4-[2-(quinolin-2-ylcarbonylamino)ethoxy]benzamide;
N-hydroxy-4-[2-(2-pyrrol-1-ylphenylcarbonylamino)ethoxy]benzamide;
- 30 *N*-hydroxy-4-[2-(4-fluoronaphth-1-ylcarbonylamino)ethoxy]benzamide;
N-hydroxy-4-[2-(1*H*-benzimidazol-5-ylcarbonylamino)ethoxy]benzamide;
N-hydroxy-4-[2-(1-methylindol-3-ylcarbonylamino)ethoxy]benzamide;
N-hydroxy-4-[2-(4-methoxyquinolin-2-ylcarbonylamino)ethoxy]benzamide;
N-hydroxy-4-[2-(3-methoxynaphth-2-ylcarbonylamino)ethoxy]benzamide;
- 35 *N*-hydroxy-4-[2-(2-methoxynaphth-1-ylcarbonylamino)ethoxy]benzamide;
N-hydroxy-4-[2-(quinolin-4-ylcarbonylamino)ethoxy]benzamide;
N-hydroxy-4-[2-(*trans*-2-methylcinnamoylamino)ethoxy]benzamide;

- 5 *N*-hydroxy-4-[2-(2-*N,N*-dimethylaminomethylbenzofuran-5-ylcarbonylamino)ethoxy]-benzamide;
N-hydroxy-4-(2-indolin-1-ylcarbonylaminoethoxy)benzamide;
N-hydroxy-4-[2-(1,2,3,4-tetrahydroquinolin-1-ylcarbonylamino)ethoxy]benzamide;
N-hydroxy-4-{2*S*-[*trans*-3-(5-hydroxybenzofuran-2-yl)but-2-enoylamino]butoxy} benzamide;
- 10 *N*-hydroxy-4-{2*S*-[*trans*-3-(5-(1-cyclopropyl)piperidin-4-yloxy)benzofuran-2-yl)but-2-enoyl-amino]butoxy} benzamide;
N-hydroxy-4-[2*S*-(benzofuran-2-ylcarbonylamino)-4-phenylbutoxy]benzamide;
N-hydroxy-4-{2-[5-(1-cyclopropylpiperidin-4-yloxy)benzofuran-2-ylcarbonylamino]-ethoxy} benzamide;
- 15 *N*-hydroxy-4-{2*S*-[5-(1-cyclopropylpiperidin-4-yloxy)benzofuran-2-ylcarbonylamino]-butoxy} benzamide;
N-hydroxy-4-{2-[5-(1-cyclopropylpiperidin-4-yloxy)benzofuran-2-ylcarbonylamino]-1*R*-methylethoxy} benzamide;
N-hydroxy-4-{2-[5-(1-(2,2,2-trifluoroethyl)piperidin-4-yloxy)benzofuran-2-ylcarbonyl-amino]-ethoxy} benzamide;
- 20 *N*-hydroxy-4-[2*R*-(benzofuran-2-ylcarbonylamino)-3-benzylsulfonylpropoxy]benzamide;
N-hydroxy-4-[2*R*-(benzofuran-2-ylcarbonylamino)-3-benzylthiopropoxy]benzamide;
N-hydroxy-4-[2-(*trans*-3-(5-methoxybenzofuran-2-yl)but-2-enoylcarbonylamino)-ethoxy]benzamide;
- 25 *N*-hydroxy-4-[2-(1,2,3,4-tetrahydroisoquinolin-2-ylcarbonylamino)ethoxy]benzamide;
N-hydroxy-4-[2-(isoindolin-2-ylcarbonylamino)ethoxy]benzamide;
N-hydroxy-4-[2-(morpholin-4-ylcarbonylamino)ethoxy]benzamide;
N-hydroxy-4-[2-(4-benzylpiperazin-1-ylcarbonylamino)ethoxy]benzamide;
N-hydroxy-4-[2-(3(*R*)-hydroxypyrrolidin-1-ylcarbonylamino)ethoxy]benzamide;
- 30 *N*-hydroxy-4-[2-(piperidin-1-ylcarbonylamino)ethoxy]benzamide;
N-hydroxy-4-[2-(6-methyl-1,2,3,4-tetrahydroquinolin-1-ylcarbonylamino)ethoxy]-benzamide;
N-hydroxy-4-[2-(2-methylindolin-1-ylcarbonylamino)ethoxy]benzamide;
N-hydroxy-4-[2-(6-fluoro-2-methyl-1,2,3,4-tetrahydroquinolin-1-ylcarbonylamino)-ethoxy]benzamide;
- 35 *N*-hydroxy-4-[2*S*-(isoindolin-1-ylcarbonylamino)butoxy]benzamide;
N-hydroxy-4-[3-(*trans*-cinnamoylamino)propoxy]benzamide;
N-hydroxy-4-[3-(*trans*-4-methoxycinnamoylamino)propoxy]benzamide;
N-hydroxy-4-[3-(4-phenylthiazol-2-ylcarbonylamino)propoxy]benzamide;

- 5 *N*-hydroxy-4-[2*S*-(*trans*-cinnamoylamino)propoxy]benzamide;
N-hydroxy-4-[2*R*-(*trans*-cinnamoylamino)propoxy]benzamide;
N-hydroxy-4-[2*S*-(*trans*-cinnamoylamino)-4-methylpentoxy]benzamide;
N-hydroxy-4-[2*S*-(*trans*-cinnamoylamino)-3-cyclohexylpropoxy]benzamide;
N-hydroxy-4-[2*S*-(*trans*-cinnamoylamino)-3-methylbutoxy]benzamide;
- 10 *N*-hydroxy-4-[2*S*-(*trans*-cinnamoylamino)-3-phenylpropoxy]benzamide;
N-hydroxy-4-[2*R*-(*trans*-cinnamoylamino)-3-phenylpropoxy]benzamide;
N-hydroxy-4-[2*R*-(*trans*-cinnamoylamino)-4-methylpentoxy]benzamide;
N-hydroxy-4-[2*R*-(*trans*-cinnamoylamino)-3-methylbutoxy]benzamide;
N-hydroxy-4-[2*RS*-(*trans*-cinnamoylamino)hexyloxy]benzamide;
- 15 *N*-hydroxy-4-[2*RS*-(*trans*-cinnamoylamino)-3-(4-chlorophenyl)propoxy]benzamide;
N-hydroxy-4-[2*S*-(*trans*-cinnamoylamino)butoxy]benzamide;
N-hydroxy-4-[2*R*-(*trans*-cinnamoylamino)butoxy]benzamide;
N-hydroxy-4-[2*S*-(*trans*-cinnamoylamino)-4-methylthiobutoxy]benzamide;
N-hydroxy-4-[2*R*-(*trans*-cinnamoylamino)-4-methylthiobutoxy]benzamide;
- 20 *N*-hydroxy-4-[2*S*-(*trans*-cinnamoylamino)-2-phenylethoxy]benzamide;
N-hydroxy-4-[2*R*-(*trans*-cinnamoylamino)-2-phenylethoxy]benzamide;
N-hydroxy-4-[2*S*-(*trans*-cinnamoylamino)-4-methylsulfonylbutoxy]benzamide;
N-hydroxy-4-[2*R*-(*trans*-cinnamoylamino)-4-methylsulfonylbutoxy]benzamide;
N-hydroxy-4-[2*R*-(*trans*-cinnamoylamino)-3-benzylsulfonylpropoxy]benzamide;
- 25 *N*-hydroxy-4-[2*S*-(thiophen-2-ylcarbonylamino)butoxy]benzamide;
N-hydroxy-4-[2*S*-(biphen-4-ylcarbonylamino)butoxy]benzamide;
N-hydroxy-4-[2*S*-(naphth-2-ylcarbonylamino)butoxy]benzamide;
N-hydroxy-4-[2*R*-(*trans*-cinnamoylamino)-3-benzylthiopropoxy]benzamide;
N-hydroxy-4-[2*S*-(benzenecarbonylamino)butoxy]benzamide;
- 30 *N*-hydroxy-4-[2*S*-(benzylcarbonylamino)butoxy]benzamide;
N-hydroxy-4-[2*S*-(2-phenylethylcarbonylamino)butoxy]benzamide;
N-hydroxy-4-[2*S*-(*trans*-cinnamoylamino)-3-hydroxypropoxy]benzamide;
N-hydroxy-4-[2*S*-(4-phenylthiazol-2-ylcarbonylamino)butoxy]benzamide;
N-hydroxy-4-[2*S*-(*trans*-4-methoxycinnamoylamino)butoxy]benzamide;
- 35 *N*-hydroxy-4-[2*S*-(2-*N,N*-dimethylaminomethylbenzofuran-5-ylcarbonylamino)butoxy]-
benzamide;
N-hydroxy-4-[2-(*trans*-cinnamoylamino)-1*R*-methylethoxy]benzamide;
N-hydroxy-4-[2-(*trans*-cinnamoylamino)-1*S*-methylethoxy]benzamide;

- 5 *N*-hydroxy-4-[2-(4-phenylthiazol-2-ylcarbonylamino)-1*R*-methylethoxy]benzamide;
N-hydroxy-4-[2-(4-phenylthiazol-2-ylcarbonylamino)-1*S*-methylethoxy]benzamide;
N-hydroxy-4-[2-(biphen-4-ylcarbonylamino)-1*R*-methylethoxy]benzamide;
N-hydroxy-4-[2-(*trans*-4-methoxycinnamoylamino)-1*R*-methylethoxy]benzamide;
N-hydroxy-4-{2-[4-(2-pyridin-2-ylthiazol-5-yl)phenylcarbonylamino]ethoxy} benzamide;
- 10 *N*-hydroxy-4-[2-(7-chloro-4-methylbenzofuran-2-ylcarbonylamino)ethoxy]benzamide;
N-hydroxy-4-{2-[4-(2-(4-methylpiperazin-1-yl)thiazol-5-yl)phenylcarbonylamino]-
ethoxy} benzamide;
N-hydroxy-4-{2-[4-(2-pyridin-4-ylaminothiazol-5-yl)phenylcarbonylamino]ethoxy}-
benzamide;
- 15 *N*-hydroxy-4-{2-[4-(4-methylpiperazin-1-yl)phenylcarbonylamino]ethoxy} benzamide;
N-hydroxy-4-{2-[4-(4-hydroxypiperidin-1-yl)phenylcarbonylamino]ethoxy} benzamide;
N-hydroxy-4-{2-[4-(4-morpholin-4-ylmethylthiazol-5-yl)phenylcarbonylamino]ethoxy}-
benzamide;
N-hydroxy-4-[2-(7-fluoro-4-methylbenzofuran-2-ylcarbonylamino)ethoxy]benzamide;
- 20 *N*-hydroxy-4-{2-[7-fluoro-4-(2-methoxyethoxymethyl)benzofuran-2-ylcarbonylamino]-
ethoxy} benzamide;
N-hydroxy-4-[2-(4-hydroxyquinolin-2-ylcarbonylamino)ethoxy]benzamide;
N-hydroxy-4-[2-(7-fluoro-4-phenoxyethylbenzofuran-2-ylcarbonylamino)ethoxy]-
benzamide;
- 25 *N*-hydroxy-4-{2-[4-(2-(4-methylpiperazin-1-ylmethyl)thiazol-2-yl)phenylcarbonyl-amino]-
ethoxy} benzamide;
N-hydroxy-4-[2-(pyridin-2-ylcarbonylamino)ethoxy]benzamide;
N-hydroxy-4-[2-(3-hydroxypyridin-2-ylcarbonylamino)ethoxy]benzamide;
N-hydroxy-4-[2-(6-hydroxypyridin-2-ylcarbonylamino)ethoxy]benzamide;
- 30 *N*-hydroxy-4-{2-[6-(4-nitrophenoxy)pyridin-2-ylcarbonylamino]ethoxy} benzamide;
N-hydroxy-4-{2-[4-(2-methoxyethoxy)quinolin-2-ylcarbonylamino]ethoxy} benzamide;
N-hydroxy-4-{2-[4-(2-*N,N*-dimethylaminoethoxy)quinolin-2-ylcarbonylamino]ethoxy}-
benzamide;
N-hydroxy-4-[2-(6-bromopyridin-2-ylcarbonylamino)ethoxy]benzamide;
- 35 *N*-hydroxy-4-[2-(5-bromopyridin-3-ylcarbonylamino)ethoxy]benzamide;
N-hydroxy-4-[2*S*-(4-methoxyquinolin-2-ylcarbonylamino)butoxy]benzamide;
N-hydroxy-4-[2-(1-methoxynaphth-2-ylcarbonylamino)ethoxy]benzamide;
N-hydroxy-4-[2-(4-methoxyquinolin-2-ylcarbonylamino)-1*R*-methylethoxy]benzamide;

- 5 *N*-hydroxy-4-[2-(5-phenylpyridin-3-ylcarbonylamino)ethoxy]benzamide;
N-hydroxy-4-[2-(6-benzyloxy pyridin-2-ylcarbonylamino)ethoxy]benzamide;
N-hydroxy-4-{2-[6-(2-methylpropyloxy)pyridin-2-ylcarbonylamino]ethoxy}benzamide;
N-hydroxy-4-{2-[6-(2-phenylethyloxy)pyridin-2-ylcarbonylamino]ethoxy}benzamide;
N-hydroxy-4-{2-[4-(3,3,3-trifluoropropoxy)quinolin-2-ylcarbonylamino]ethoxy}-benzamide;
- 10 *N*-hydroxy-4-{2*S*-[4-(3,3,3-trifluoropropoxy)quinolin-2-ylcarbonylamino]butoxy}-benzamide;
N-hydroxy-4-{2-[4-(3,3,3-trifluoropropoxy)quinolin-2-ylcarbonylamino]-1*R*-methylethoxy}benzamide;
N-hydroxy-4-[2-(*trans*-3-hydroxycinnamoylamino)ethoxy]benzamide;
- 15 *N*-hydroxy-4-[2-(*trans*-4-hydroxycinnamoylamino)ethoxy]benzamide;
N-hydroxy-4-{2-[3'-(2-hydroxyethyl)biphen-4-ylcarbonylamino]ethoxy}benzamide;
N-hydroxy-4-{2-[3'-(2-hydroxyethyl)biphen-3-ylcarbonylamino]ethoxy}benzamide;
N-hydroxy-4-{2-[2'-(2-hydroxyethyl)biphen-4-ylcarbonylamino]ethoxy}benzamide;
N-hydroxy-4-[2-(*trans*-2-benzofuran-2-ylacryloylamino)ethoxy]benzamide;
- 20 *N*-hydroxy-4-{2-[2'-(2-hydroxyethyl)biphen-3-ylcarbonylamino]ethoxy}benzamide;
N-hydroxy-4-{2-[5-(thiophen-3-yl)pyridin-3-ylcarbonylamino]ethoxy}benzamide;
N-hydroxy-4-{2-[6-(4-acetylamino phenoxy)pyridin-2-ylcarbonylamino]ethoxy}-benzamide;
N-hydroxy-4-{2-[6-(4-aminophenoxy)pyridin-2-ylcarbonylamino]ethoxy}benzamide;
N-hydroxy-4-[2-(*trans*-2-methoxycinnamoylamino)ethoxy]benzamide;
- 25 *N*-hydroxy-4-[2-(*trans*-3-methoxycinnamoylamino)ethoxy]benzamide;
N-hydroxy-4-{2-[5-(4-dimethylaminophenyl)pyridin-3-ylcarbonylamino]ethoxy}-benzamide;
N-hydroxy-4-{2-[*trans*-3-(5-bromothiophen-2-yl)acryloylamino]ethoxy}benzamide;
N-hydroxy-4-[2-(*trans*-3-furan-3-ylacryloylamino)ethoxy]benzamide;
N-hydroxy-4-[2-(*trans*-3-thiophen-3-ylacryloylamino)ethoxy]benzamide;
- 30 *N*-hydroxy-4-[2-(*trans*-thiophen-2-ylacryloylamino)ethoxy]benzamide;
N-hydroxy-4-{2-[*trans*-3-methylcinnamoylamino]ethoxy}benzamide;
N-hydroxy-4-{2-[*trans*-4-methylcinnamoylamino]ethoxy}benzamide;
N-hydroxy-4-{2-[*trans*-3-(benzofuran-2-yl)but-2-enoylamino]ethoxy}benzamide;
N-hydroxy-4-{2-[*cis*-3-(benzofuran-2-yl)but-2-enoylamino]ethoxy}benzamide;
- 35 *N*-hydroxy-4-[2-(*trans*-4-dimethylaminocinnamoylamino)ethoxy]benzamide;
N-hydroxy-4-[2-(*trans*-3-indol-3-ylacryloylamino)ethoxy]benzamide;
N-hydroxy-4-{2-[*trans*-2-methylcinnamoyl amino]ethoxy}benzamide;
N-hydroxy-4-[2-(*trans*-2-hydroxycinnamoylamino)ethoxy]benzamide;

- 5 *N*-hydroxy-4-{2-[*trans*-3-(7-methoxybenzofuran-2-yl)acryloylamino]ethoxy}benzamide;
N-hydroxy-4-{2*R*-[*trans*-3-(7-methoxybenzofuran-2-yl)acryloylamino]butoxy}benzamide;
N-hydroxy-4-{2*S*-[*trans*-3-(5-methoxybenzofuran-2-yl)but-2-enoylamino]butoxy}benzamide;
N-hydroxy-4-[2-(*trans*-3-furan-2-ylacryloylamino)ethoxy]benzamide;
N-hydroxy-4-{2-[4-(4-(2-morpholin-4-ylethyl)thiazol-2-yl)phenylcarbonylamino]ethoxy}-
10 benzamide;
N-hydroxy-4-(2-*N-trans*-cinnamoyl-*N*-hydroxyethylaminoethoxy)benzamide;
N-hydroxy-4-(2-*N-trans*-cinnamoyl-*N*-phenylaminoethoxy)benzamide;
N-hydroxy-4-(2-*N-trans*-cinnamoyl-*N*-methylaminoethoxy)benzamide;
N-hydroxy-4-(2-*N*-benzothiophen-2-yl-*N*-isopropylaminoethoxy)benzamide;
15 *N*-hydroxy-4-(2-*N-trans*-cinnamoyl-*N*-isopropylaminoethoxy)benzamide;
N-hydroxy-4-(3-*N-trans*-cinnamoyl-*N*-methylaminopropoxy)benzamide;
N-hydroxy-4-[2-(benzothiophen-2-ylcarbonylamino)ethoxy]-benzamide;
N-hydroxy-4-[2-(benzofuran-2-ylcarbonylamino)ethoxy]-benzamide;
N-hydroxy-4-[2-(1*H*-indol-2-ylcarbonylamino)ethoxy]-benzamide;
20 *N*-hydroxy-4-[2-(1-methylindol-2-ylcarbonylamino)ethoxy]-benzamide;
N-hydroxy-4-[3-(benzothiophen-2-ylcarbonylamino)propoxy]-benzamide;
N-hydroxy-4-[3-(benzofuran-2-ylcarbonylamino)propoxy]-benzamide;
N-hydroxy-4-[2*S*-(benzothiophen-2-ylcarbonylamino)-3-methylbutoxy]-benzamide;
N-hydroxy-4-[2*S*-(benzothiophen-2-ylcarbonylamino)butoxy]-benzamide;
25 *N*-hydroxy-4-[2*S*-(benzothiophen-2-ylcarbonylamino)-propoxy]-benzamide;
N-hydroxy-4-[2*R*-(benzothiophen-2-ylcarbonylamino)-propoxy]-benzamide;
N-hydroxy-4-[2*S*-(benzofuran-2-ylcarbonylamino)butoxy]-benzamide;
N-hydroxy-4-[2-(benzothiophen-2-ylcarbonylamino)-1*R*-methylethoxy]-benzamide;
N-hydroxy-4-[2-(benzothiophen-2-ylcarbonylamino)-1*S*-methylethoxy]-benzamide;
30 *N*-hydroxy-4-[2-(benzofuran-2-ylcarbonylamino)-1*R*-methylethoxy]-benzamide;
N-hydroxy-4-[2-(6-methoxybenzothiophen-2-ylcarbonylamino)ethoxy]-benzamide;
N-hydroxy-4-[2-(5-methylbenzothiophen-2-ylcarbonylamino)ethoxy]-benzamide;
N-hydroxy-4-[2-(3-chlorobenzothiophen-2-ylcarbonylamino)ethoxy]-benzamide;
N-hydroxy-4-[2-(5-methylbenzofuran-2-ylcarbonylamino)ethoxy]-benzamide;
35 *N*-hydroxy-4-[2-(6-methylbenzofuran-2-ylcarbonylamino)ethoxy]-benzamide;
N-hydroxy-4-[2-(4-trifluoromethylbenzothiophen-2-ylcarbonylamino)ethoxy]-benzamide;
N-hydroxy-4-[2-(5-fluorobenzothiophen-2-ylcarbonylamino)ethoxy]-benzamide;
N-hydroxy-4-[2-(5-methoxybenzothiophen-2-ylcarbonylamino)ethoxy]-benzamide;

- 5 *N*-hydroxy-4-[2-(5-chlorobenzofuran-2-ylcarbonylamino)ethoxy]-benzamide;
N-hydroxy-4-[2-(7-methoxybenzofuran-2-ylcarbonylamino)ethoxy]-benzamide;
N-hydroxy-4-[2-(5-methoxybenzofuran-2-ylcarbonylamino)ethoxy]-benzamide;
N-hydroxy-4-{2-[5-(2-methoxyethoxy)benzofuran-2-ylcarbonylamino]ethoxy}-benzamide;
N-hydroxy-4-{2-[5-(2-morpholin-4-ylethoxy)benzofuran-2-ylcarbonylamino]ethoxy}-
10 benzamide;
N-hydroxy-4-{2-[5-(pyridin-3-ylmethoxy)benzofuran-2-ylcarbonylamino]ethoxy}-benzamide;
N-hydroxy-4-[2-(3-methylbenzofuran-2-ylcarbonylamino)ethoxy]-benzamide;
N-hydroxy-4-[2-(3-methylbenzothiophen-2-ylcarbonylamino)ethoxy]-benzamide;
N-hydroxy-4-{2-[5-(2-hydroxyethoxy)benzofuran-2-ylcarbonylamino]ethoxy}-benzamide;
15 *N*-hydroxy-4-{2-[5-(2-*N,N*-dimethylaminoethoxy)benzofuran-2-ylcarbonylamino]-ethoxy}-
benzamide;
N-hydroxy-4-{2-[6-(2-methoxyethoxy)benzofuran-2-ylcarbonylamino]ethoxy}-benzamide;
N-hydroxy-4-{2-[6-(2-morpholin-4-ylethoxy)benzofuran-2-ylcarbonylamino]ethoxy}-
benzamide;
20 *N*-hydroxy-4-{2-[6-(pyridin-3-ylmethoxy)benzofuran-2-ylcarbonylamino]ethoxy}-benzamide;
N-hydroxy-4-[2-(3-ethylbenzofuran-2-ylcarbonylamino)ethoxy]-benzamide;
N-hydroxy-4-[2-(5-fluoroindol-2-ylcarbonylamino)ethoxy]-benzamide;
N-hydroxy-4-[2-(5-methoxyindol-2-ylcarbonylamino)ethoxy]-benzamide;
N-hydroxy-4-{2-[3-(methoxymethyl)benzofuran-2-ylcarbonylamino]ethoxy} benzamide;
25 *N*-hydroxy-4-{2-[3-(phenoxyethyl)benzofuran-2-ylcarbonylamino]ethoxy} benzamide;
N-hydroxy-4-[2-(5,6-dimethoxyindol-2-ylcarbonylamino)ethoxy]-benzamide;
N-hydroxy-4-{2-[3-(morpholin-4-ylmethyl)benzofuran-2-ylcarbonylamino]ethoxy}-
benzamide;
N-hydroxy-4-{2-[3-(*N,N*-dimethylaminomethyl)benzofuran-2-ylcarbonylamino]ethoxy}-
30 benzamide;
N-hydroxy-4-{2-[3-(*i*-propoxymethyl)benzofuran-2-ylcarbonylamino]ethoxy} benzamide;
N-hydroxy-4-{2-[7-(phenoxyethyl)benzofuran-2-ylcarbonylamino]ethoxy} benzamide;
N-hydroxy-4-{2-[7-(methoxymethyl)benzofuran-2-ylcarbonylamino]ethoxy} benzamide;
N-hydroxy-4-{2-[7-(morpholin-4-ylmethyl)benzofuran-2-ylcarbonylamino]ethoxy}-
35 benzamide;
N-hydroxy-4-{2-[7-(*N,N*-dimethylaminomethyl)benzofuran-2-ylcarbonylamino]ethoxy}-
benzamide;
N-hydroxy-4-{3-[5-(methyl)benzothiophen-2-ylcarbonylamino]propoxy}-benzamide;

- 5 *N*-hydroxy-4-{3-[6-(methoxy)benzothiophen-2-ylcarbonylamino]propoxy}-benzamide;
N-hydroxy-4-{3-[7-(methoxymethyl)benzofuran-2-ylcarbonylamino]propoxy}-benzamide;
N-hydroxy-4-{3-[7-(phenoxymethyl)benzofuran-2-ylcarbonylamino]propoxy}-benzamide;
N-hydroxy-4-{2-[5-(2-methoxyethoxy)benzofuran-2-ylcarbonylamino]-1*R*-methyl
ethoxy} benzamide;
- 10 *N*-hydroxy-4-(2*R*-benzofuran-2-ylcarbonylamino-3-methylthiopropoxy)benzamide;
N-hydroxy-4-(2*R*-benzofuran-2-ylcarbonylamino-3-methylsulfonylpropoxy)benzamide;
N-hydroxy-4-{2-[3-(2-phenylethyl)benzofuran-2-ylcarbonylamino]ethoxy} benzamide;
N-hydroxy-4-{2-[3-(*N*-methyl-*N*-benzylaminomethyl)benzofuran-2-ylcarbonylamino]-
ethoxy} benzamide;
- 15 *N*-hydroxy-4-{2-[3-(*N*-methyl-*N*-2-phenylethylaminomethyl)benzofuran-2-ylcarbonylamino]-
ethoxy} benzamide;
N-hydroxy-4-{2-[3-(3-hydroxypropylthiomethyl)benzofuran-2-ylcarbonylamino]-
ethoxy} benzamide;
N-hydroxy-4-{2-[3-(3-hydroxypropylsulfinylmethyl)benzofuran-2-ylcarbonylamino]-
ethoxy} benzamide;
- 20 *N*-hydroxy-4-{2-[3-(3-hydroxypropylsulfonylmethyl)benzofuran-2-ylcarbonylamino]-
ethoxy} benzamide;
N-hydroxy-4-{2-[3-(*N*-methyl-*N*-2-indol-3-ylethylaminomethyl)benzofuran-2-
ylcarbonylamino]-ethoxy} benzamide;
- 25 *N*-hydroxy-4-{2-[3-(2-(3-trifluoromethylphenyl)ethyl)benzofuran-2-ylcarbonylamino]-
ethoxy} benzamide;
N-hydroxy-4-{2-[3-(2-(3-trifluoromethoxyphenyl)ethyl)benzofuran-2-ylcarbonylamino]-
ethoxy} benzamide;
N-hydroxy-4-{2-[3-(*N*-hydroxyaminocarbonylmethylaminomethyl)benzofuran-2-
ylcarbonylamino]ethoxy} benzamide;
- 30 *N*-hydroxy-4-{2-[3-(2-carboxyethylaminomethyl)benzofuran-2-ylcarbonylamino]-
ethoxy} benzamide;
N-hydroxy-4-[2-(benzofuran-2-ylcarbonylamino)-1*RS*-phenoxymethylethoxy]-benzamide;
N-hydroxy-4-{2-[3-(3-hydroxypropoxymethyl)benzofuran-2-ylcarbonylamino]ethoxy}-
benzamide;
- 35 *N*-hydroxy-4-{2-[3-(2-fluorophenoxymethyl)benzofuran-2-ylcarbonylamino]ethoxy}-
benzamide;

- 5 *N*-hydroxy-4-{2-[3-(3-fluorophenoxymethyl)benzofuran-2-ylcarbonylamino]ethoxy}-benzamide;
N-hydroxy-4-{2-[3-(4-fluorophenoxymethyl)benzofuran-2-ylcarbonylamino]ethoxy}-benzamide;
N-hydroxy-4-{2-[3-(2-methoxyethyloxymethyl)benzofuran-2-ylcarbonylamino]ethoxy}-
- 10 benzamide;
N-hydroxy-4-{2-[3-(pyridin-4-yloxymethyl)benzofuran-2-ylcarbonylamino]ethoxy}-benzamide;
N-hydroxy-4-{2-[3-(2,4,6-trifluorophenoxymethyl)benzofuran-2-ylcarbonylamino]-ethoxy}benzamide;
- 15 *N*-hydroxy-4-{2-[3-(2-oxopyridin-1-ylmethyl)benzofuran-2-ylcarbonylamino]ethoxy}-benzamide;
N-hydroxy-4-{2-[3-(2,2,2-trifluoroethoxymethyl)benzofuran-2-ylcarbonylamino]-ethoxy}benzamide;
N-hydroxy-4-{2-[3-(4-imidazol-1-ylphenoxymethyl)benzofuran-2-ylcarbonylamino]-
- 20 ethoxy}benzamide;
N-hydroxy-4-{2-[3-(4-[1.2.4]-triazin-1-ylphenoxymethyl)benzofuran-2-ylcarbonylamino]ethoxy}benzamide;
N-hydroxy-4-{2-[3-(pyrrolidin-1-methyl)benzofuran-2-ylcarbonylamino]ethoxy}-benzamide;
N-hydroxy-4-{2-[3-(piperidin-1-methyl)benzofuran-2-ylcarbonylamino]ethoxy}-benzamide;
- 25 *N*-hydroxy-4-{2-[3-(4-trifluoromethyl)piperidin-1-methyl)benzofuran-2-ylcarbonylamino]-ethoxy}benzamide;
N-hydroxy-4-{2-[3-(4-methylpiperazin-1-methyl)benzofuran-2-ylcarbonylamino]-ethoxy}benzamide;
N-hydroxy-4-{2-[3-(3,3,3-trifluoropropylloxymethyl)benzofuran-2-ylcarbonylamino]-
- 30 ethoxy}benzamide;
N-hydroxy-4-[2-(4-methylbenzofuran-2-ylcarbonylamino)-ethoxy]benzamide;
N-hydroxy-4-{2-[3-(4-fluorophenylthiomethyl)benzofuran-2-ylcarbonylamino]-ethoxy}benzamide;
N-hydroxy-4-{2-[3-(4-fluorophenylsulfinylmethyl)benzofuran-2-ylcarbonylamino]-
- 35 ethoxy}benzamide;
N-hydroxy-4-{2-[3-(4-fluorophenylsulfonylmethyl)benzofuran-2-ylcarbonylamino]-ethoxy}benzamide;

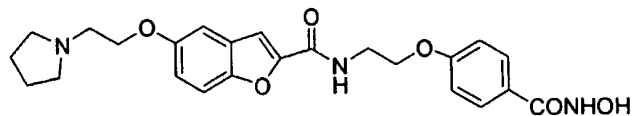
- 5 *N*-hydroxy-4-{2*S*-[3-(2,2,2-trifluoroethoxymethyl)benzofuran-2-ylcarbonylamino]-
butoxy}benzamide;
N-hydroxy-4-[2-(4-hydroxybenzofuran-2-ylcarbonylamino)ethoxy]benzamide;
N-hydroxy-4-[2*S*-(5-chlorobenzofuran-2-ylcarbonylamino)butoxy]benzamide;
N-hydroxy-4-[2-(5-chlorobenzofuran-2-ylcarbonylamino)-1*R*-methylethoxy]benzamide;
- 10 *N*-hydroxy-4-[2-(4-pyridin-3-ylmethyloxymethylbenzofuran-2-ylcarbonylamino)-
ethoxy]benzamide;
N-hydroxy-4-[2-(4-methoxybenzofuran-2-ylcarbonylamino)ethoxy]benzamide;
N-hydroxy-4-{2-[4-(2-methoxyethyloxy)benzofuran-2-ylcarbonylamino]ethoxy}-benzamide;
N-hydroxy-4-[2-(4-pyridin-3-ylmethoxybenzofuran-2-ylcarbonylamino)-ethoxy]benzamide;
- 15 *N*-hydroxy-4-[2-(4-methoxyindol-2-ylcarbonylamino)ethoxy]benzamide;
N-hydroxy-4-{2*S*-[3-(2-methoxyethyloxymethyl)benzofuran-2-ylcarbonylamino]-
butoxy}benzamide;
N-hydroxy-4-{2-[3-(2-methoxyethyloxymethyl)benzofuran-2-ylcarbonylamino]-1*R*-
methylethoxy}benzamide;
- 20 *N*-hydroxy-4-{2-[3-(*N,N*-diethylaminomethyl)benzofuran-2-ylcarbonylamino]ethoxy}-
benzamide;
N-hydroxy-4-{2*S*-[5-(2-methoxyethyloxy)benzofuran-2-ylcarbonylamino]butoxy}-benzamide;
N-hydroxy-4-{2-[5-(tetrahydropyran-4-yloxy)benzofuran-2-ylcarbonylamino]ethoxy}-
benzamide;
- 25 *N*-hydroxy-4-{2*S*-[5-(tetrahydropyran-4-yloxy)benzofuran-2-ylcarbonylamino]butoxy}-
benzamide;
N-hydroxy-4-{2-[5-(tetrahydropyran-4-yloxy)benzofuran-2-ylcarbonylamino]-1*R*-
methylethoxy}benzamide;
N-hydroxy-4-{2-[5-(2,2,2-trifluoroethyloxy)benzofuran-2-ylcarbonylamino]ethoxy}-
- 30 benzamide;
N-hydroxy-4-{2-[5-(2-pyrrolidin-1-ylethyloxy)benzofuran-2-ylcarbonylamino]ethoxy}-
benzamide;
N-hydroxy-4-{2*S*-[5-(2-pyrrolidin-1-ylethyloxy)benzofuran-2-ylcarbonylamino]butoxy}-
benzamide;
- 35 *N*-hydroxy-4-{2-[5-(2-pyrrolidin-1-ylethyloxy)benzofuran-2-ylcarbonylamino]-1*R*-
methylethoxy}benzamide;
N-hydroxy-4-{2-[5-(piperidin-4-yloxy)benzofuran-2-ylcarbonylamino]ethoxy}-benzamide;
N-hydroxy-4-[2*S*-(benzofuran-2-ylcarbonylamino)-4-methylthiobutoxy]benzamide;

- 5 *N*-hydroxy-4-[2*S*-(benzofuran-2-ylcarbonylamino)-4-methylsulfonylbutoxy]benzamide;
N-hydroxy-3-[2-(biphen-4-ylcarbonylamino)-1*R*-methylethoxy]isoxazol-5-ylcarboxamide;
N-hydroxy-3-[2*S*-(biphen-4-ylcarbonylamino)butoxy]isoxazol-5-ylcarboxamide;
N-hydroxy-3-[2-(benzofuran-2-ylcarbonylamino)ethoxy]isoxazol-5-ylcarboxamide;
N-hydroxy-3-[2-(*trans*-cinnamoylamino)ethoxy]isoxazol-5-ylcarboxamide;
- 10 *N*-hydroxy-3-[3-(4-(2-ethoxyphenyl)phenylcarbonylamino)propoxy]isoxazol-5-ylcarboxamide;
N-hydroxy-3-[3-(biphen-3-ylcarbonylamino)propoxy]isoxazol-5-ylcarboxamide;
N-hydroxy-3-[3-(biphen-4-ylcarbonylamino)propoxy]isoxazol-5-ylcarboxamide;
N-hydroxy-3-[2-(naphth-2-ylcarbonylamino)ethoxy]isoxazol-5-ylcarboxamide;
N-hydroxy-3-[2-(3-methylbiphen-4-ylcarbonylamino)ethoxy]isoxazol-5-ylcarboxamide;
- 15 *N*-hydroxy-3-[2-(2'-ethoxybiphen-4-ylcarbonylamino)ethoxy]isoxazol-5-ylcarboxamide;
N-hydroxy-3-[3-(3-methylbiphen-4-ylcarbonylamino)propoxy]isoxazol-5-ylcarboxamide;
N-hydroxy-3-[3-(4-phenylthiazol-2-ylcarbonylamino)propoxy]isoxazol-5-ylcarboxamide;
N-hydroxy-3-[3-(naphth-2-ylcarbonylamino)propoxy]isoxazol-5-ylcarboxamide;
N-hydroxy-3-[3-(naphth-1-ylcarbonylamino)propoxy]isoxazol-5-ylcarboxamide;
- 20 *N*-hydroxy-3-{3-[2-(2-phenylethyl)phenylcarbonylamino]propoxy}isoxazol-5-ylcarboxamide;
N-hydroxy-3-[2-(naphth-1-ylcarbonylamino)ethoxy]isoxazol-5-ylcarboxamide;
N-hydroxy-3-[2*S*-(benzofuran-2-ylcarbonylamino)butoxy]isoxazol-5-ylcarboxamide;
N-hydroxy-3-[2*S*-(biphen-3-ylcarbonylamino)butoxy]isoxazol-5-ylcarboxamide;
N-hydroxy-3-[2-(benzofuran-2-ylcarbonylamino)-1*R*-methylethoxy]isoxazol-5-yl-
- 25 carboxamide;
N-hydroxy-3-[2-(biphen-3-ylcarbonylamino)-1*R*-methylethoxy]isoxazol-5-yl-carboxamide;
N-hydroxy-3-[2-(biphen-3-ylcarbonylamino)ethoxy]isoxazol-5-ylcarboxamide;
N-hydroxy-3-[2-(biphen-4-ylcarbonylamino)ethoxy]isoxazol-5-ylcarboxamide;
N-hydroxy-3-[2-(4-phenylthiazol-2-ylcarbonylamino)ethoxy]isoxazol-5-ylcarboxamide;
- 30 *N*-hydroxy-3-{2-[2-(2-phenylethyl)phenylcarbonylamino]ethoxy}isoxazol-5-yl-carboxamide;
N-hydroxy-3-[2-(biphen-2-ylcarbonylamino)ethoxy]isoxazol-5-ylcarboxamide;
N-hydroxy-3-[3-(biphen-2-ylcarbonylamino)propoxy]isoxazol-5-ylcarboxamide;
N-hydroxy-3-[2*S*-(naphth-2-ylcarbonylamino)butoxy]isoxazol-5-ylcarboxamide;
N-hydroxy-3-[2*S*-(naphth-1-ylcarbonylamino)butoxy]isoxazol-5-ylcarboxamide;
- 35 *N*-hydroxy-3-[2-(naphth-2-ylcarbonylamino)-1*R*-methylethoxy]isoxazol-5-yl-carboxamide;
N-hydroxy-3-[2-(naphth-1-ylcarbonylamino)-1*R*-methylethoxy]isoxazol-5-yl-carboxamide;
N-hydroxy-3-[3-(benzofuran-2-ylcarbonylamino)propoxy]isoxazol-5-ylcarboxamide;
N-hydroxy-3-[3-(*trans*-cinnamoylamino)propoxy]isoxazol-5-ylcarboxamide; and

5 *N*-hydroxy-3-[2-(3-phenoxymethylbenzofuran-2-ylcarbonylamino)ethoxy]isoxazol-5-yl-carboxamide; or

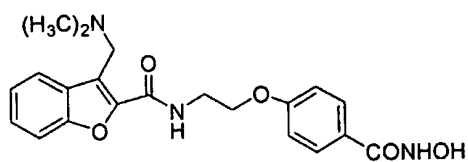
a pharmaceutically acceptable salt thereof.

24. A compound having the structure:



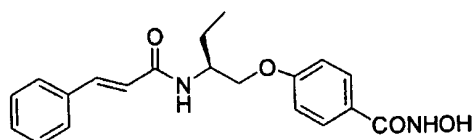
10 or a pharmaceutically acceptable salt thereof.

25. A compound having the structure:



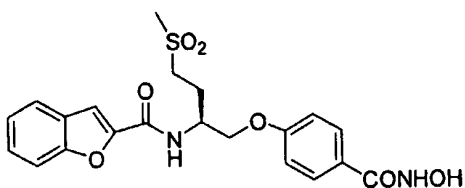
or a pharmaceutically acceptable salt thereof.

15 26. A compound having the structure:



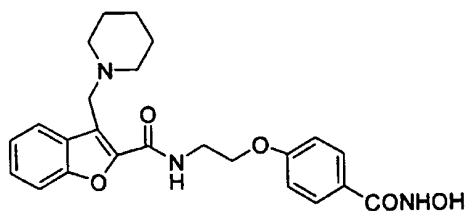
or a pharmaceutically acceptable salt thereof.

20 27. A compound having the structure:



25 or a pharmaceutically acceptable salt thereof.

28. A compound having the structure:



5

or a pharmaceutically acceptable salt thereof.

29. A pharmaceutical composition comprising a therapeutically effective amount of a compound of any of the Claims 1-28 or pharmaceutically acceptable salts thereof and a pharmaceutically acceptable excipient.

10 30. A pharmaceutical composition comprising a therapeutically effective amount of a compound of Claim 24 or pharmaceutically acceptable salts thereof and a pharmaceutically acceptable excipient.

31. A pharmaceutical composition comprising a therapeutically effective amount of a compound of Claim 25 or pharmaceutically acceptable salts thereof and a pharmaceutically acceptable excipient.

15

32. A pharmaceutical composition comprising a therapeutically effective amount of a compound of Claim 26 or pharmaceutically acceptable salts thereof and a pharmaceutically acceptable excipient.

33. Use of a compound of any of the Claims 1-28 in the preparation of a medicament for treating a disease in an animal mediated by HDAC.

20

34. The method of Claim 33 wherein the disease is cancer and the animal is a human.

35. The method of Claim 34 wherein the cancer is AML or MML.

36. Use of a compound of any of the Claims 1-28 in the preparation of a medicament for treating cancer in an animal in combination with one or more compound(s) independently selected from an estrogen receptor modulator, an androgen receptor modulator, retinoid receptor modulator, a cytotoxic agent, another antiproliferative agent, a prenyl-protein transferase inhibitor, an HMG-CoA reductase inhibitor, an HIV protease inhibitor, a reverse transcriptase inhibitor, DNA methyltransferase inhibitor, or an angiogenesis inhibitor.

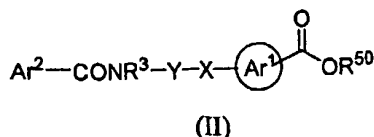
25

37. Use of a compound of any of the Claims 1-28 in the preparation of a medicament for treating cancer in an animal in combination with radiation therapy and optionally in the presence of one or more compound(s) independently selected from an estrogen receptor modulator, an androgen receptor modulator, retinoid receptor modulator, a cytotoxic agent, another antiproliferative agent, a prenyl-protein transferase inhibitor, an HMG-CoA reductase inhibitor, an HIV protease inhibitor, a reverse transcriptase inhibitor, DNA methyltransferase inhibitor, or an angiogenesis inhibitor.

30

35

38. An intermediate of Formula (II):



5

wherein:

R^{50} is hydrogen or alkyl;

X is $-\text{O}-$, $-\text{NR}^2-$, or $-\text{S}(\text{O})_n$ where n is 0-2 and R^2 is hydrogen or alkyl;

Y is alkylene optionally substituted with cycloalkyl, optionally substituted phenyl, alkylthio, alkylsulfinyl, alkylsulfonyl, optionally substituted phenylalkylthio, optionally substituted phenylalkylsulfonyl, hydroxyl, or optionally substituted phenoxy;

Ar^1 is phenylene or heteroarylene wherein said Ar^1 is optionally substituted with one or two groups independently selected from alkyl, halo, hydroxyl, alkoxy, haloalkoxy, or haloalkyl;

R^3 is hydrogen, alkyl, hydroxyalkyl, or optionally substituted phenyl; and

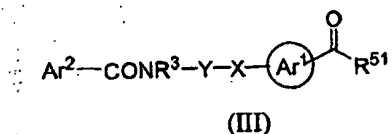
Ar^2 is aryl, aralkyl, aralkenyl, heteroaryl, heteroaralkyl, heteroaralkenyl, cycloalkyl, cycloalkylalkyl, heterocycloalkyl, or heterocycloalkylalkyl; or a salt thereof.

39. Use of a compound of any of the Claims 1-28 in the preparation of a medicament for treating hepatitis C in an animal.

40. Use of a compound of Claim 39 in the preparation of a medicament for treating hepatitis C in an animal.

41. A process of preparing a compound of Formula (I) comprising:

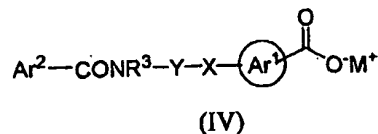
(i) reacting a compound of Formula (III):



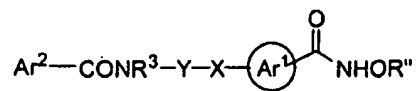
25

where R^{51} is hydroxy, alkoxy, halo, or succinimido ester with a hydroxylamine of formula $\text{NH}_2\text{OR}''$ where R'' is hydrogen, alkyl, or an oxygen protecting group; or

(ii) treating a compound of Formula (IV):



30 where M^+ is an alkali metal with an acid; followed by treatment with $\text{NH}_2\text{OR}''$ where R'' is hydrogen, alkyl, or an oxygen protecting group; to give a compound of Formula (V):



(V)

- 5
- (iii) optionally removing R'' group in compound (V) to give a compound of Formula (I) where R¹ is hydrogen;
- (iv) optionally forming an acid addition salt of the product formed in Step (i), (ii), or (iii) above;
- 10 (v) optionally forming free base of the product formed in Step (i), (ii), (iii), or (iv) above; or
- (vi) optionally modifying any of the X, Y, R¹, R², R³, Ar¹ and Ar² groups in the product formed in Step (i), (ii), (iii), (iv), or (v) above.

THIS PAGE BLANK (USPTO)